



ANNA UNIVERSITY, CHENNAI
NON- AUTONOMOUS AFFILIATED COLLEGES
REGULATIONS 2021
CHOICE BASED CREDIT SYSTEM

B. E. ELECTRONICS AND COMMUNICATION ENGINEERING

I. PROGRAM EDUCATIONAL OBJECTIVES (PEOs)

1. To provide the students with a strong foundation in the required sciences in order to pursue studies in Electronics and Communication Engineering.
2. To gain adequate knowledge to become good professional in electronic and communication engineering associated industries, higher education and research.
3. To develop attitude in lifelong learning, applying and adapting new ideas and technologies as their field evolves.
4. To prepare students to critically analyze existing literature in an area of specialization and ethically develop innovative and research oriented methodologies to solve the problems identified.
5. To inculcate in the students a professional and ethical attitude and an ability to visualize the engineering issues in a broader social context.

II. PROGRAM OUTCOMES (POs)

- 1 **Engineering knowledge:** Apply the knowledge of mathematics, science, engineering fundamentals, and an engineering specialization to the solution of complex engineering problems.
- 2 **Problem analysis:** Identify, formulate, review research literature, and analyze complex engineering problems reaching substantiated conclusions using first principles of mathematics, natural sciences, and engineering sciences.
- 3 **Design/development of solutions:** Design solutions for complex engineering problems and design system components or processes that meet the specified needs with appropriate consideration for the public health and safety, and the cultural, societal, and environmental considerations.
- 4 **Conduct investigations of complex problems:** Use research-based knowledge and research methods including design of experiments, analysis and interpretation of data, and synthesis of the information to provide valid conclusions.
- 5 **Modern tool usage:** Create, select, and apply appropriate techniques, resources, and modern engineering and IT tools including prediction and modeling to complex engineering activities with an understanding of the limitations.
- 6 **The engineer and society:** Apply reasoning informed by the contextual knowledge to assess societal, health, safety, legal and cultural issues and the consequent responsibilities relevant to the professional engineering practice.

7 **Environment and sustainability:** Understand the impact of the professional engineering solutions in societal and environmental contexts, and demonstrate the knowledge of, and need for sustainable development.

8 **Ethics:** Apply ethical principles and commit to professional ethics and responsibilities and norms of the engineering practice.

9 **Individual and team work:** Function effectively as an individual, and as a member or leader in diverse teams, and in multidisciplinary settings.

10 **Communication:** Communicate effectively on complex engineering activities with the engineering community and with society at large, such as, being able to comprehend and write effective reports and design documentation, make effective presentations, and give and receive clear instructions.

11 **Project management and finance:** Demonstrate knowledge and understanding of the engineering and management principles and apply these to one's own work, as a member and leader in a team, to manage projects and in multidisciplinary environments.

12 **Life-long learning:** Recognize the need for, and have the preparation and ability to engage in independent and life-long learning in the broadest context of technological change.

III. PROGRAM SPECIFIC OUTCOMES (PSOs)

PSO1: Design, develop and analyze electronic systems through application of relevant electronics, mathematics and engineering principles

PSO2: Design, develop and analyze communication systems through application of fundamentals from communication principles, signal processing, and RF System Design & Electromagnetics.

PSO3: Adapt to emerging electronics and communication technologies and develop innovative solutions for existing and newer problems

PEOs(1 to 5) mapped with POs and PSOs

PEO	PO												PSO		
	PO 1	PO 2	PO 3	PO 4	PO 5	PO 6	PO 7	PO 8	PO 9	PO 10	PO 11	PO 12	PSO 1	PSO 2	PSO 3
I.	3	3	2	2	2	2	-	-	-	-	-	3	3	2	3
II.	3	3	3	3	2	-	-	-	2	1	2	3	3	3	3
III.	3	2	3	3	3	-	-	-	2	2	-	3	3	3	3
IV.	3	3	3	3	2	-	-	3	-	-	-	2	2	2	2
V.	-	-	-	-	2	2	2	2	-	-	-	-	1	1	1

1 - low, 2 - medium, 3 - high, '-' - no correlation

Mapping of Course Outcome and Programme Outcome																	
Year	Sem	Course name	PO												PSO		
			1	2	3	4	5	6	7	8	9	10	11	12	1	2	3
I		Induction Programme															
		Professional English - I	1.6	2.2	1.8	2.2	1.5	3	3	3	1.6	3	3	3	-	-	
		Matrices and Calculus	3	3	1	1	0	0	0	0	2	0	2	3	-	-	
		Engineering Physics	3	3	1.6	1.2	1.8	1	-	-	-	-	-	1	-	-	
		Engineering Chemistry	2.8	1.3	1.6	1	-	1.5	1.8	-	-	-	-	1.5	-	-	
		Problem Solving and Python Programming	2	3	3	3	2	-	-	-	-	-	-	2	2	3	3
		தமிழர் மரபு /Heritage of Tamils															
		Problem Solving and Python Programming Laboratory	2	3	3	3	2	-	-	-	-	-	-	2	2	3	3
		Physics and Chemistry Laboratory	3	2.4	2.6	1	1										
			2.6	1.3	1.6	1	1	1.4	1.8	-	-	-	-	1.3	-	-	
English Laboratory §	3	3	3	3	1	3	3	3	3	3	3	3	3	-	-		
II		Professional English - II	3	3	3	3	2.75	3	3	3	2.2	3	3	3	-	-	-
		Statistics and Numerical Methods	3	3	1	1	1	0	0	0	2	0	2	3	-	-	-
		Physics for Electronics Engineering	3	2	1.4	1.5	2.5	2	3				1				
		Electrical and Instrumentation Engineering	2	1	1					1				-	-	-	
		Engineering Graphics	3	1	2	-	2	-	-	-	-	3	-	2	2	-	
		Circuit Analysis	3	3	3	2	-	-	-	1	-	1	-	-	-	-	
		தமிழரும் தொழில்நுட்பமும் /Tamils and Technology															
		Engineering Practices Laboratory	3	2			1	1	1				2	2	1	1	
		Circuits Analysis Laboratory	3	3	3	2	-	-	-	1	-	1	-	-	-	-	
		Communication Laboratory / Foreign Language §	2.4	2.8	3	3	1.8	3	3	3	3	3	3	-	-	-	
II	iii	Random Processes and Linear Algebra	3	3	0	0	0	0	0	0	3	0	0	2	-	-	-
		C Programming and Data Structures	2	2	1	2	2	1	1	-	1	1	1	2	2	2	2
		Signals and Systems	3	3	3	3	3	2	-	-	-	-	-	3	2	3	1
		Electronic Devices and Circuits	3	3	3	3	2	2	-	-	-	-	-	1	2	1	1

		Control Systems	3	3	3	3	2	2	-	-	-	-	2	3	3	3	3
		Digital Systems Design	3	2.6	2.6	2.3	-	2	-	-	-	-	2	2	3	3	2
		Electronic Devices and Circuits Laboratory	2	2	2.6	3	-	-	-	-	-	-	-	-	2	1	1
		C Programming and Data Structures Laboratory	2	2	1	2	2	1	1	-	1	1	1	2	2	2	2
		Professional Development ^s															
IV		Electromagnetic Fields	2	2	2	2	2	2	1	-	-	1	1	2			
		Embedded Systems and IOT Design	3	3	2.6	2.2	2.2	-	-	-	-	-	-	-	2.8	2.2	1.4
		Linear Integrated Circuits	1.4	2.5	3	2.2	-	-	-	-	-	-	1	3	2	1	1
		Digital Signal Processing	3	3	2	2	2	2	-	-	-	-	1	1	2	2	2
		Communication Systems	3	3	3	3	2.5	1	1	-	-	-	1	1			
		Environmental Sciences and Sustainability	2.8	1.8	1	1	-	2.2	2.4	-	-	-	-	1.8	-	-	-
		Communication Systems Laboratory	3	3	3	3	3	2.5	-	-	-	1	1	1			
		Linear Integrated Circuits Laboratory	2	3	3	3	2	-	-	-	-	-	1	1			
III	V	Wireless Communication	3	3	2	2	2	2	-	-	-	-	-	1	3	1	2
		VLSI and Chip Design	2	2	2	2	1	1.5	-	-	-	-	1	2	3	3	3
		Transmission lines and RF Systems	3	3	3	3	2	1	-	-	-	1	-	1	2	1	1
		VLSI Laboratory	2.2	2.2	2.2	2.2	1	-	-	-	-	-	1	1	2	2	2
VI		Telecommunication Switching and Transmission	3	2.6	2.8	2.2	1.2	-	-	-	-	-	-	2	2.8	2.4	2.2
		Artificial Intelligence and Machine Learning	2	1	2	2	1	-	-	-	2	2	2	3	2	2	2
IV	VII	Human Values and Ethics															
		Summer internship															
VIII		Project Work / Internship															

1 - low, 2 - medium, 3 - high, '-' - no correlation

ANNA UNIVERSITY, CHENNAI
NON- AUTONOMOUS AFFILIATED COLLEGES
REGULATIONS 2021
B. E. ELECTRONICS AND COMMUNICATION ENGINEERING
CHOICE BASED CREDIT SYSTEM
CURRICULUM AND SYLLABI FOR SEMESTERS I TO VIII
SEMESTER I

S. NO.	COURSE CODE	COURSE TITLE	CATE-GORY	PERIODS PER WEEK			TOTAL CONTACT PERIODS	CREDITS
				L	T	P		
1.	IP3151	Induction Programme	-	-	-	-	-	0
THEORY								
2.	HS3152	Professional English - I	HSMC	3	0	0	3	3
3.	MA3151	Matrices and Calculus	BSC	3	1	0	4	4
4.	PH3151	Engineering Physics	BSC	3	0	0	3	3
5.	CY3151	Engineering Chemistry	BSC	3	0	0	3	3
6.	GE3151	Problem Solving and Python Programming	ESC	3	0	0	3	3
7.	GE3152	தமிழர் மரபு /Heritage of Tamils	HSMC	1	0	0	1	1
PRACTICALS								
8.	GE3171	Problem Solving and Python Programming Laboratory	ESC	0	0	4	4	2
9.	BS3171	Physics and Chemistry Laboratory	BSC	0	0	4	4	2
10.	GE3172	English Laboratory §	EEC	0	0	2	2	1
TOTAL				16	1	10	27	22

§ Skill Based Course

SEMESTER II

S. NO.	COURSE CODE	COURSE TITLE	CATE-GORY	PERIODS PER WEEK			TOTAL CONTACT PERIODS	CREDITS
				L	T	P		
THEORY								
1.	HS3252	Professional English - II	HSMC	2	0	0	2	2
2.	MA3251	Statistics and Numerical Methods	BSC	3	1	0	4	4
3.	PH3254	Physics for Electronics Engineering	BSC	3	0	0	3	3
4.	BE3254	Electrical and Instrumentation Engineering	ESC	3	0	0	3	3
5.	GE3251	Engineering Graphics	ESC	2	0	4	6	4
6.	EC3251	Circuit Analysis	PCC	3	1	0	4	4
7.	GE3252	தமிழரும் தொழில்நுட்பமும் /Tamils and Technology	HSMC	1	0	0	1	1
8.		NCC Credit Course Level 1#	-	2	0	0	2	2*
PRACTICALS								
9.	GE3271	Engineering Practices Laboratory	ESC	0	0	4	4	2
10.	EC3271	Circuits Analysis Laboratory	PCC	0	0	2	2	1
11.	GE3272	Communication Laboratory / Foreign Language §	EEC	0	0	4	4	2
TOTAL				17	1	14	33	26

NCC Credit Course level 1 is offered for NCC students only. The grades earned by the students will be recorded in the Mark Sheet, however the same shall not be considered for the computation of CGPA.

§ Skill Based Course

SEMESTER III

S. NO.	COURSE CODE	COURSE TITLE	CATE GORY	PERIODS PER WEEK			TOTAL CONTACT PERIODS	CREDITS
				L	T	P		
THEORY								
1.	MA3355	Random Processes and Linear Algebra	BSC	3	1	0	4	4
2.	CS3353	C Programming and Data Structures	ESC	3	0	0	3	3
3.	EC3354	Signals and Systems	PCC	3	1	0	4	4
4.	EC3353	Electronic Devices and Circuits	PCC	3	0	0	3	3
5.	EC3351	Control Systems	PCC	3	0	0	3	3
6.	EC3352	Digital Systems Design	PCC	3	0	2	5	4
PRACTICALS								
7.	EC3361	Electronic Devices and Circuits Laboratory	PCC	0	0	3	3	1.5
8.	CS3362	C Programming and Data Structures Laboratory	PCC	0	0	3	3	1.5
9.	GE3361	Professional Development [§]	EEC	0	0	2	2	1
TOTAL				18	2	10	30	25

[§] Skill Based Course

SEMESTER IV

S. NO.	COURSE CODE	COURSE TITLE	CATE GORY	PERIODS PER WEEK			TOTAL CONTACT PERIODS	CREDITS
				L	T	P		
THEORY								
1.	EC3452	Electromagnetic Fields	PCC	3	0	0	3	3
2.	EC3401	Networks and Security	PCC	3	0	2	5	4
3.	EC3451	Linear Integrated Circuits	PCC	3	0	0	3	3
4.	EC3492	Digital Signal Processing	PCC	3	0	2	5	4
5.	EC3491	Communication Systems	PCC	3	0	0	3	3
6.	GE3451	Environmental Sciences and Sustainability	BSC	2	0	0	2	2
7.		NCC Credit Course Level 2 [#]		3	0	0	3	3 [#]
PRACTICALS								
8.	EC3461	Communication Systems Laboratory	PCC	0	0	3	3	1.5
9.	EC3462	Linear Integrated Circuits Laboratory	PCC	0	0	3	3	1.5
TOTAL				17	0	10	27	22

[#] NCC Credit Course level 2 is offered for NCC students only. The grades earned by the students will be recorded in the Mark Sheet, however the same shall not be considered for the computation of CGPA.

SEMESTER V

S. NO.	COURSE CODE	COURSE TITLE	CATE GORY	PERIODS PER WEEK			TOTAL CONTACT PERIODS	CREDITS
				L	T	P		
THEORY								
1.	EC3501	Wireless Communication	PCC	3	0	2	5	4
2.	EC3552	VLSI and Chip Design	PCC	3	0	0	3	3
3.	EC3551	Transmission lines and RF Systems	PCC	3	0	0	3	3
4.		Professional Elective I	PEC	-	-	-	-	3
5.		Professional Elective II	PEC	-	-	-	-	3
6.		Professional Elective III	PEC	-	-	-	-	3
7.		Mandatory Course-I ^{&}	MC	3	0	0	3	0
PRACTICALS								
8.	EC3561	VLSI Laboratory	PCC	0	0	4	4	2
TOTAL				-	-	-	-	21

[&] Mandatory Course-I is a Non-credit Course (Student shall select one course from the list given under Mandatory Course-I)

SEMESTER VI

S. NO.	COURSE CODE	COURSE TITLE	CATE GORY	PERIODS PER WEEK			TOTAL CONTACT PERIODS	CREDITS
				L	T	P		
THEORY								
1.	ET3491	Embedded Systems and IOT Design	PCC	3	0	2	5	4
2.	CS3491	Artificial Intelligence and Machine Learning	ESC	3	0	2	5	4
3.		Open Elective- I*	OEC	3	0	0	3	3
4.		Professional Elective V	PEC	-	-	-	-	3
5.		Professional Elective VI	PEC	-	-	-	-	3
6.		Professional Elective VII	PEC	-	-	-	-	3
7.		Mandatory Course-II ^{&}	MC	3	0	0	3	0
8.		NCC Credit Course Level 3 [#]		3	0	0	3	3 [#]
TOTAL				-	-	-	-	20

*Open Elective – I Shall be chosen from the list of open electives offered by other Programmes

[&] Mandatory Course-II is a Non-credit Course (Student shall select one course from the list given under Mandatory Course-II)

[#] NCC Credit Course level 3 is offered for NCC students only. The grades earned by the students will be recorded in the Mark Sheet, however the same shall not be considered for the computation of CGPA

SEMESTER VII / VIII*

S. NO	COURSE CODE	COURSE TITLE	CATE GORY	PERIODS PER WEEK			TOTAL CONTACT PERIODS	CREDITS
				L	T	P		
THEORY								
1.	GE3791	Human Values and Ethics	HSMC	2	0	0	2	2
2.		Elective - Management [#]	HSMC	3	0	0	3	3
3.		Open Elective – II**	OEC	3	0	0	3	3
4.		Open Elective – III**	OEC	3	0	0	3	3
5.		Open Elective – IV**	OEC	3	0	0	3	3
PRACTICALS								
6.	EC3711	Summer internship	EEC	0	0	0	0	2
TOTAL				14	0	0	14	16

*If students undergo internship in Semester VII, then the courses offered during semester VII will be offered during semester VIII.

** Open Elective II - IV (Shall be chosen from the list of open electives offered by other Programmes).

Elective - Management shall be chosen from the Elective Management courses.

SEMESTER VIII /VII*

S. NO	COURSE CODE	COURSE TITLE	CATE GORY	PERIODS PER WEEK			TOTAL CONTACT PERIODS	CREDITS
				L	T	P		
PRACTICALS								
1.	EC3811	Project Work / Internship	EEC	0	0	20	20	10
TOTAL				0	0	20	20	10

*If students undergo internship in Semester VII, then the courses offered during semester VII will be offered during semester VIII.

TOTAL CREDITS : 162

ELECTIVE – MANAGEMENT COURSES

S. NO.	COURSE CODE	COURSE TITLE	CATE GORY	PERIODS PERWEEK			TOTAL CONTACT PERIODS	CREDITS
				L	T	P		
1.	GE3751	Principles of Management	HSMC	3	0	0	3	3
2.	GE3752	Total Quality Management	HSMC	3	0	0	3	3
3.	GE3753	Engineering Economics and Financial Accounting	HSMC	3	0	0	3	3
4.	GE3754	Human Resource Management	HSMC	3	0	0	3	3
5.	GE3755	Knowledge Management	HSMC	3	0	0	3	3
6.	GE3792	Industrial Management	HSMC	3	0	0	3	3

MANDATORY COURSES I

S. NO.	COURSE CODE	COURSE TITLE	CATEGORY	PERIODS PER WEEK			TOTAL CONTACT PERIODS	CREDITS
				L	T	P		
1.	MX3081	Introduction to Women and Gender Studies	MC	3	0	0	3	0
2.	MX3082	Elements of Literature	MC	3	0	0	3	0
3.	MX3083	Film Appreciation	MC	3	0	0	3	0
4.	MX3084	Disaster Risk Reduction and Management	MC	3	0	0	3	0

MANDATORY COURSES II

S. NO.	COURSE CODE	COURSE TITLE	CATEGORY	PERIODS PER WEEK			TOTAL CONTACT PERIODS	CREDITS
				L	T	P		
1.	MX3085	Well Being with Traditional Practices - Yoga, Ayurveda and Siddha	MC	3	0	0	3	0
2.	MX3086	History of Science and Technology in India	MC	3	0	0	3	0
3.	MX3087	Political and Economic Thought for a Humane Society	MC	3	0	0	3	0
4.	MX3088	State, Nation Building and Politics in India	MC	3	0	0	3	0
5.	MX3089	Industrial Safety	MC	3	0	0	3	0

PROGRESS THROUGH KNOWLEDGE

PROFESSIONAL ELECTIVE COURSES: VERTICALS

Vertical I Semiconductor Chip Design and Testing	Vertical II Signal Processing	Vertical III RF Technologies	Vertical IV Bio Medical Technologies	Vertical V Underwater Technologies	Vertical VI Sensor Technologies and IoT	Vertical VII Space Technologies	Vertical VIII High Speed Communications
Wide Bandgap Devices	Advanced Digital Signal Processing	RF Transceivers	Wearable Devices	Underwater Instrumentation System	IoT Processors	Radar Technologies	Optical Communication & Networks
Validation and Testing Technology	Image Processing	Signal Integrity	Human Assist Devices	Underwater Imaging Systems and Image Processing	IoT Based System Design	Avionics Systems	Wireless Broad Band Networks
Low Power IC Design	Speech Processing	Antenna Design	Therapeutic Equipment	Underwater Communication	Wireless Sensor Network Design	Positioning and Navigation Systems	4G/5G Communication Networks
VLSI Testing and Design For Testability	Software Defined Radio	MICs and RF System Design	Medical Imaging Systems	Ocean Observation Systems	Industrial IoT and Industry 4.0	Satellite Communication	Software Defined Networks
Mixed Signal IC Design Testing	DSP Architecture and Programming	EMI/EMC Pre Compliance Testing	Brain Computer Interface and Applications	Underwater Navigation Systems	MEMS Design	Remote Sensing	Massive MIMO Networks
Analog IC Design	Computer Vision	RF ID System Design & Testing	Body Area Networks	Ocean Acoustics	Fundamentals of Nanoelectronics	Rocketry and Space Mechanics	Advanced Wireless Communication Techniques

Registration of Professional Elective Courses from Verticals:

Professional Elective Courses will be registered in Semesters V and VI. These courses are listed in groups called verticals that represent a particular area of specialisation / diversified group. Students are permitted to choose all the Professional Electives from a particular vertical or from different verticals. Further, only one Professional Elective course shall be chosen in a semester horizontally (row-wise). However, two courses are permitted from the same row, provided one course is enrolled in Semester V and another in semester VI.

The registration of courses for B.E./B.Tech (Honours) or Minor degree shall be done from Semester V to VIII. The procedure for registration of courses explained above shall be followed for the courses of B.E./B.Tech (Honours) or Minor degree also. For more details on B.E./B.Tech (Honours) or Minor degree refer to the Regulations 2021, Clause 4.10 (Amendments).

PROFESSIONAL ELECTIVE COURSES: VERTICALS

VERTICAL 1: SEMICONDUCTOR CHIP DESIGN AND TESTING

S. NO.	COURSE CODE	COURSE TITLE	CATEGORY	PERIODS PER WEEK			TOTAL CONTACT PERIODS	CREDITS
				L	T	P		
1.	CEC363	Wide Bandgap Devices	PEC	2	0	2	4	3
2.	CEC361	Validation and Testing Technology	PEC	2	0	2	4	3
3.	CEC370	Low Power IC Design	PEC	2	0	2	4	3
4.	CEC362	VLSI Testing and Design For Testability	PEC	2	0	2	4	3
5.	CEC342	Mixed Signal IC Design Testing	PEC	2	0	2	4	3
6.	CEC334	Analog IC Design	PEC	2	0	2	4	3

VERTICAL 2: SIGNAL PROCESSING

SL. NO.	COURSE CODE	COURSE TITLE	CATEGORY	PERIODS PER WEEK			TOTAL CONTACT PERIODS	CREDITS
				L	T	P		
1.	CEC332	Advanced Digital Signal Processing	PEC	2	0	2	4	3
2.	CEC366	Image Processing	PEC	3	0	0	3	3
3.	CEC356	Speech Processing	PEC	2	0	2	4	3
4.	CEC355	Software Defined Radio	PEC	2	0	2	4	3
5.	CEC337	DSP Architecture and Programming	PEC	2	0	2	4	3
6.	CCS338	Computer Vision	PEC	2	0	2	4	3

VERTICAL 3: RF TECHNOLOGIES

S. NO.	COURSE CODE	COURSE TITLE	CATE GORY	PERIODS PER WEEK			TOTAL CONTACT PERIODS	CREDITS
				L	T	P		
1.	CEC350	RF Transceivers	PEC	2	0	2	4	3
2.	CEC353	Signal Integrity	PEC	2	0	2	4	3
3.	CEC335	Antenna Design	PEC	2	0	2	4	3
4.	CEC341	MICs and RF System Design	PEC	2	0	2	4	3
5.	CEC338	EMI/EMC Pre Compliance Testing	PEC	2	0	2	4	3
6.	CEC349	RFID System Design and Testing	PEC	2	0	2	4	3

VERTICAL 4: BIO MEDICAL TECHNOLOGIES

S. NO.	COURSE CODE	COURSE TITLE	CATE GORY	PERIODS PER WEEK			TOTAL CONTACT PERIODS	CREDITS
				L	T	P		
1.	CBM370	Wearable Devices	PEC	3	0	0	3	3
2.	CBM352	Human Assist Devices	PEC	3	0	0	3	3
3.	CBM368	Therapeutic Equipment	PEC	3	0	0	3	3
4.	CBM355	Medical Imaging Systems	PEC	3	0	0	3	3
5.	CBM342	Brain Computer Interface and Applications	PEC	3	0	0	3	3
6.	CBM341	Body Area Networks	PEC	3	0	0	3	3

VERTICAL 5: UNDERWATER TECHNOLOGIES

SL. NO.	COURSE CODE	COURSE TITLE	CATEGORY	PERIODS PER WEEK			TOTAL CONTACT PERIODS	CREDITS
				L	T	P		
1.	CEC359	Underwater Instrumentation System	PEC	3	0	0	3	3
2.	CEC358	Underwater Imaging Systems and Image Processing	PEC	2	0	2	4	3
3.	CEC357	Underwater Communication	PEC	2	0	2	4	3
4.	CEC344	Ocean Observation Systems	PEC	2	0	2	4	3
5.	CEC360	Underwater Navigation Systems	PEC	3	0	0	3	3
6.	CEC343	Ocean Acoustics	PEC	2	0	2	4	3

VERTICAL 6: SENSOR TECHNOLOGIES AND IOT

SL. NO.	COURSE CODE	COURSE TITLE	CATEGORY	PERIODS PER WEEK			TOTAL CONTACT PERIODS	CREDITS
				L	T	P		
1.	CEC369	IoT Processors	PEC	2	0	2	4	3
2.	CEC368	IoT Based Systems Design	PEC	3	0	0	3	3
3.	CEC365	Wireless Sensor Network Design	PEC	3	0	0	3	3
4.	CEC367	Industrial IoT and Industry 4.0	PEC	2	0	2	4	3
5.	CEC340	MEMS Design	PEC	2	0	2	4	3
6.	CEC339	Fundamentals of Nanoelectronics	PEC	2	0	2	4	3

VERTICAL 7: SPACE TECHNOLOGIES

SL. NO.	COURSE CODE	COURSE TITLE	CATEGORY	PERIODS PER WEEK			TOTAL CONTACT PERIODS	CREDITS
				L	T	P		
1.	CEC347	Radar Technologies	PEC	3	0	0	3	3
2.	CEC336	Avionics Systems	PEC	3	0	0	3	3
3.	CEC346	Positioning and Navigation Systems	PEC	3	0	0	3	3
4.	CEC352	Satellite Communication	PEC	3	0	0	3	3
5.	CEC348	Remote Sensing	PEC	3	0	0	3	3
6.	CEC351	Rocketry and Space Mechanics	PEC	3	0	0	3	3

VERTICAL 8: HIGH SPEED COMMUNICATIONS

SL. NO.	COURSE CODE	COURSE TITLE	CATEGORY	PERIODS PER WEEK			TOTAL CONTACT PERIODS	CREDITS
				L	T	P		
1.	CEC345	Optical Communication & Networks	PEC	3	0	0	3	3
2.	CEC364	Wireless Broad Band Networks	PEC	3	0	0	3	3
3.	CEC331	4G/5G Communication Networks	PEC	2	0	2	4	3
4.	CEC354	Software Defined Networks	PEC	2	0	2	4	3
5.	CEC371	Massive MIMO Networks	PEC	2	0	2	4	3
6.	CEC333	Advanced Wireless Communication Techniques	PEC	3	0	0	3	3

OPEN ELECTIVES

(Students shall choose the open elective courses, such that the course contents are not similar to any other course contents/title under other course categories).

OPEN ELECTIVES – I

S. NO.	COURSE CODE	COURSE TITLE	CATE GORY	PERIODS PER WEEK			TOTAL CONTACT PERIODS	CREDITS
				L	T	P		
1.	OAS351	Space Science	OEC	3	0	0	3	3
2.	OIE351	Introduction to Industrial Engineering	OEC	3	0	0	3	3
3.	OBT351	Food, Nutrition and Health	OEC	3	0	0	3	3
4.	OCE351	Environmental and Social Impact Assessment	OEC	3	0	0	3	3
5.	OEE351	Renewable Energy System	OEC	3	0	0	3	3
6.	OEI351	Introduction to Industrial Instrumentation and Control	OEC	3	0	0	3	3
7.	OMA351	Graph Theory	OEC	3	0	0	3	3
8.	CCS355	Neural Networks and Deep Learning	OEC	2	0	2	4	3
9.	CCW332	Digital Marketing	OEC	2	0	2	4	3

OPEN ELECTIVES – II

S. NO.	COURSE CODE	COURSE TITLE	CATE GORY	PERIODS PER WEEK			TOTAL CONTACT PERIODS	CREDITS
				L	T	P		
1.	OIE352	Resource Management Techniques	OEC	3	0	0	3	3
2.	OMG351	Fintech Regulation	OEC	3	0	0	3	3
3.	OFD351	Holistic Nutrition	OEC	3	0	0	3	3
4.	AI3021	IT in Agricultural System	OEC	3	0	0	3	3
5.	OEI352	Introduction to Control Engineering	OEC	3	0	0	3	3
6.	OPY351	Pharmaceutical Nanotechnology	OEC	3	0	0	3	3
7.	OAE351	Aviation Management	OEC	3	0	0	3	3
8.	CCS342	DevOps	OEC	2	0	2	4	3
9.	CCS361	Robotic Process Automation	OEC	2	0	2	4	3

OPEN ELECTIVES – III

S. NO.	COURSE CODE	COURSE TITLE	CATE GORY	PERIODS PER WEEK			TOTAL CONTACT PERIODS	CREDITS
				L	T	P		
1.	OHS351	English for Competitive Examinations	OEC	3	0	0	3	3
2.	OMG352	NGOs and Sustainable Development	OEC	3	0	0	3	3
3.	OMG353	Democracy and Good Governance	OEC	3	0	0	3	3
4.	CME365	Renewable Energy Technologies	OEC	3	0	0	3	3
5.	OME354	Applied Design Thinking	OEC	3	0	0	3	3
6.	MF3003	Reverse Engineering	OEC	3	0	0	3	3
7.	OPR351	Sustainable Manufacturing	OEC	3	0	0	3	3
8.	AU3791	Electric and Hybrid Vehicles	OEC	3	0	0	3	3
9.	OAS352	Space Engineering	OEC	3	0	0	3	3
10.	OIM351	Industrial Management	OEC	3	0	0	3	3
11.	OIE354	Quality Engineering	OEC	3	0	0	3	3
12.	OSF351	Fire Safety Engineering	OEC	3	0	0	3	3
13.	OML351	Introduction to Non-Destructive Testing	OEC	3	0	0	3	3
14.	OMR351	Mechatronics	OEC	3	0	0	3	3
15.	ORA351	Foundation of Robotics	OEC	3	0	0	3	3
16.	OAE352	Fundamentals of Aeronautical Engineering	OEC	3	0	0	3	3
17.	OGI351	Remote Sensing Concepts	OEC	3	0	0	3	3
18.	OAI351	Urban Agriculture	OEC	3	0	0	3	3
19.	OEN351	Drinking Water Supply and Treatment	OEC	3	0	0	3	3
20.	OEE352	Electric Vehicle Technology	OEC	3	0	0	3	3
21.	OEI353	Introduction to PLC Programming	OEC	3	0	0	3	3
22.	OCH351	Nano Technology	OEC	3	0	0	3	3
23.	OCH352	Functional Materials	OEC	3	0	0	3	3
24.	OFD352	Traditional Indian Foods	OEC	3	0	0	3	3
25.	OFD353	Introduction to Food Processing	OEC	3	0	0	3	3
26.	OPY352	IPR for Pharma Industry	OEC	3	0	0	3	3
27.	OTT351	Basics of Textile Finishing	OEC	3	0	0	3	3
28.	OTT352	Industrial Engineering for Garment Industry	OEC	3	0	0	3	3
29.	OTT353	Basics of Textile Manufacture	OEC	3	0	0	3	3
30.	OPE351	Introduction to Petroleum Refining and Petrochemicals	OEC	3	0	0	3	3
31.	CPE334	Energy Conservation and Management	OEC	3	0	0	3	3
32.	OPT351	Basics of Plastics Processing	OEC	3	0	0	3	3
33.	CBM348	Foundation Skills in Integrated Product Development	OEC	3	0	0	3	3
34.	CBM333	Assistive Technology	OEC	3	0	0	3	3
35.	OMA352	Operations Research	OEC	3	0	0	3	3
36.	OMA353	Algebra and Number Theory	OEC	3	0	0	3	3

37.	OMA354	Linear Algebra	OEC	3	0	0	3	3
38.	OCE353	Lean Concepts, Tools and Practices	OEC	3	0	0	3	3
39.	OBT352	Basics of Microbial Technology	OEC	3	0	0	3	3
40.	OBT353	Basics of Biomolecules	OEC	3	0	0	3	3
41.	OBT354	Fundamentals of Cell and Molecular Biology	OEC	3	0	0	3	3

OPEN ELECTIVES – IV

S. NO.	COURSE CODE	COURSE TITLE	CATEGORY	PERIODS PER WEEK			TOTAL CONTACT PERIODS	CREDITS
				L	T	P		
1.	OHS352	Project Report Writing	OEC	3	0	0	3	3
2.	OMA355	Advanced Numerical Methods	OEC	3	0	0	3	3
3.	OMA356	Random Processes	OEC	3	0	0	3	3
4.	OMA357	Queuing and Reliability Modelling	OEC	3	0	0	3	3
5.	OMG354	Production and Operations Management for Entrepreneurs	OEC	3	0	0	3	3
6.	OMG355	Multivariate Data Analysis	OEC	3	0	0	3	3
7.	OME352	Additive Manufacturing	OEC	3	0	0	3	3
8.	CME343	New Product Development	OEC	3	0	0	3	3
9.	OME355	Industrial Design & Rapid Prototyping Techniques	OEC	3	0	0	3	3
10.	MF3010	Micro and Precision Engineering	OEC	3	0	0	3	3
11.	OMF354	Cost Management of Engineering Projects	OEC	3	0	0	3	3
12.	AU3002	Batteries and Management system	OEC	3	0	0	3	3
13.	AU3008	Sensors and Actuators	OEC	3	0	0	3	3
14.	OAS353	Space Vehicles	OEC	3	0	0	3	3
15.	OIM352	Management Science	OEC	3	0	0	3	3
16.	OIM353	Production Planning and Control	OEC	3	0	0	3	3
17.	OIE353	Operations Management	OEC	3	0	0	3	3
18.	OSF352	Industrial Hygiene	OEC	3	0	0	3	3
19.	OSF353	Chemical Process Safety	OEC	3	0	0	3	3
20.	OML352	Electrical, Electronic and Magnetic materials	OEC	3	0	0	3	3
21.	OML353	Nanomaterials and applications	OEC	3	0	0	3	3
22.	OMR352	Hydraulics and Pneumatics	OEC	3	0	0	3	3
23.	OMR353	Sensors	OEC	3	0	0	3	3
24.	ORA352	Concepts in Mobile Robots	OEC	3	0	0	3	3
25.	MV3501	Marine Propulsion	OEC	3	0	0	3	3
26.	OMV351	Marine Merchant Vehicles	OEC	3	0	0	3	3
27.	OMV352	Elements of Marine Engineering	OEC	3	0	0	3	3
28.	CRA332	Drone Technologies	OEC	3	0	0	3	3

29.	OGI352	Geographical Information System	OEC	3	0	0	3	3
30.	OAI352	Agriculture Entrepreneurship Development	OEC	3	0	0	3	3
31.	OEN352	Biodiversity Conservation	OEC	3	0	0	3	3
32.	OEE353	Introduction to control systems	OEC	3	0	0	3	3
33.	OEI354	Introduction to Industrial Automation Systems	OEC	3	0	0	3	3
34.	OCH353	Energy Technology	OEC	3	0	0	3	3
35.	OCH354	Surface Science	OEC	3	0	0	3	3
36.	OFD354	Fundamentals of Food Engineering	OEC	3	0	0	3	3
37.	OFD355	Food Safety and Quality Regulations	OEC	3	0	0	3	3
38.	OPY353	Nutraceuticals	OEC	3	0	0	3	3
39.	OTT354	Basics of Dyeing and Printing	OEC	3	0	0	3	3
40.	FT3201	Fibre Science	OEC	3	0	0	3	3
41.	OTT355	Garment Manufacturing Technology	OEC	3	0	0	3	3
42.	OPE353	Industrial safety	OEC	3	0	0	3	3
43.	OPE354	Unit Operations in Petro Chemical Industries	OEC	3	0	0	3	3
44.	OPT352	Plastic Materials for Engineers	OEC	3	0	0	3	3
45.	OPT353	Properties and Testing of Plastics	OEC	3	0	0	3	3
46.	CBM370	Wearable Devices	OEC	3	0	0	3	3
47.	CBM356	Medical Informatics	OEC	3	0	0	3	3
48.	OCE354	Basics of Integrated Water Resources Management	OEC	3	0	0	3	3
49.	OBT355	Biotechnology for Waste Management	OEC	3	0	0	3	3
50.	OBT356	Lifestyle Diseases	OEC	3	0	0	3	3
51.	OBT357	Biotechnology in Health Care	OEC	3	0	0	3	3

PROGRESS THROUGH KNOWLEDGE

SUMMARY

Name of the Programme: B.E. Electronics and Communication Engineering										
S.No	Subject Area	Credits per Semester								Total Credits
		I	II	III	IV	V	VI	VII/VIII	VIII/VII	
1	HSMC	4	3					5		12
2	BSC	12	7	4	2					25
3	ESC	5	9	3			4			21
4	PCC		5	17	20	12	4			58
5	PEC					9	9			18
6	OEC						3	9		12
7	EEC	1	2	1				2	10	16
8	Non-Credit /(Mandatory)					√	√			
Total		22	26	25	22	21	20	16	10	162

ENROLLMENT FOR B.E. / B. TECH. (HONOURS) / MINOR DEGREE (OPTIONAL)

A student can also optionally register for additional courses (18 credits) and become eligible for the award of B.E. / B. Tech. (Honours) or Minor Degree.

For B.E. / B. Tech. (Honours), a student shall register for the additional courses (18 credits) from semester V onwards. These courses shall be from the same vertical or a combination of different verticals of the same programme of study only.

For minor degree, a student shall register for the additional courses (18 credits) from semester V onwards. All these courses have to be in a particular vertical from any one of the other programmes, Moreover, for minor degree the student can register for courses from any one of the following verticals also.

Complete details are available in clause 4.10 (Amendments) of Regulations 2021.

VERTICALS FOR MINOR DEGREE
(In addition to all the verticals of other programmes)

Vertical I Fintech and Block Chain	Vertical II Entrepreneurship	Vertical III Public Administration	Vertical IV Business Data Analytics	Vertical V Environment and Sustainability
Financial Management	Foundations of Entrepreneurship	Principles of Public Administration	Statistics for Management	Sustainable infrastructure Development
Fundamentals of Investment	Team Building & Leadership Management for Business	Constitution of India	Datamining for Business Intelligence	Sustainable Agriculture and Environmental Management
Banking, Financial Services and Insurance	Creativity & Innovation in Entrepreneurship	Public Personnel Administration	Human Resource Analytics	Sustainable Bio Materials
Introduction to Blockchain and its Applications	Principles of Marketing Management For Business	Administrative Theories	Marketing and Social Media Web Analytics	Materials for Energy Sustainability
Fintech Personal Finance and Payments	Human Resource Management for Entrepreneurs	Indian Administrative System	Operation and Supply Chain Analytics	Green Technology
Introduction to Fintech	Financing New Business Ventures	Public Policy Administration	Financial Analytics	Environmental Quality Monitoring and Analysis
-	-	-	-	Integrated Energy Planning for Sustainable Development
-	-	-	-	Energy Efficiency for Sustainable Development

PROGRESS THROUGH KNOWLEDGE

(choice of courses for Minor degree is to be made from any one vertical of other programmes or from anyone of the following verticals)

VERTICAL 1: FINTECH AND BLOCK CHAIN

S. NO.	COURSE CODE	COURSE TITLE	CATEGORY	PERIODS PER WEEK			TOTAL CONTACT PERIODS	CREDITS
				L	T	P		
1.	CMG331	Financial Management	PEC	3	0	0	3	3
2.	CMG332	Fundamentals of Investment	PEC	3	0	0	3	3
3.	CMG333	Banking, Financial Services and Insurance	PEC	3	0	0	3	3
4.	CMG334	Introduction to Blockchain and its Applications	PEC	3	0	0	3	3
5.	CMG335	Fintech Personal Finance and Payments	PEC	3	0	0	3	3
6.	CMG336	Introduction to Fintech	PEC	3	0	0	3	3

VERTICAL 2: ENTREPRENEURSHIP

S. NO.	COURSE CODE	COURSE TITLE	CATEGORY	PERIODS PER WEEK			TOTAL CONTACT PERIODS	CREDITS
				L	T	P		
1.	CMG337	Foundations of Entrepreneurship	PEC	3	0	0	3	3
2.	CMG338	Team Building & Leadership Management for Business	PEC	3	0	0	3	3
3.	CMG339	Creativity & Innovation in Entrepreneurship	PEC	3	0	0	3	3
4.	CMG340	Principles of Marketing Management For Business	PEC	3	0	0	3	3
5.	CMG341	Human Resource Management for Entrepreneurs	PEC	3	0	0	3	3
6.	CMG342	Financing New Business Ventures	PEC	3	0	0	3	3

VERTICAL 3: PUBLIC ADMINISTRATION

S. NO.	COURSE CODE	COURSE TITLE	CATEGORY	PERIODS PER WEEK			TOTAL CONTACT PERIODS	CREDITS
				L	T	P		
1.	CMG343	Principles of Public Administration	PEC	3	0	0	3	3
2.	CMG344	Constitution of India	PEC	3	0	0	3	3
3.	CMG345	Public Personnel Administration	PEC	3	0	0	3	3
4.	CMG346	Administrative Theories	PEC	3	0	0	3	3
5.	CMG347	Indian Administrative System	PEC	3	0	0	3	3
6.	CMG348	Public Policy Administration	PEC	3	0	0	3	3


VERTICAL 4: BUSINESS DATA ANALYTICS

S. NO.	COURSE CODE	COURSE TITLE	CATEGORY	PERIODS PER WEEK			TOTAL CONTACT PERIODS	CREDITS
				L	T	P		
1.	CMG349	Statistics for Management	PEC	3	0	0	3	3
2.	CMG350	Datamining for Business Intelligence	PEC	3	0	0	3	3
3.	CMG351	Human Resource Analytics	PEC	3	0	0	3	3
4.	CMG352	Marketing and Social Media Web Analytics	PEC	3	0	0	3	3
5.	CMG353	Operation and Supply Chain Analytics	PEC	3	0	0	3	3
6.	CMG354	Financial Analytics	PEC	3	0	0	3	3

PROGRESS THROUGH KNOWLEDGE

VERTICAL 5: ENVIRONMENT AND SUSTAINABILITY

S. NO.	COURSE CODE	COURSE TITLE	CATE GORY	PERIODS PER WEEK			TOTAL CONTACT PERIODS	CREDITS
				L	T	P		
1.	CES331	Sustainable infrastructure Development	PEC	3	0	0	3	3
2.	CES332	Sustainable Agriculture and Environmental Management	PEC	3	0	0	3	3
3.	CES333	Sustainable Bio Materials	PEC	3	0	0	3	3
4.	CES334	Materials for Energy Sustainability	PEC	3	0	0	3	3
5.	CES335	Green Technology	PEC	3	0	0	3	3
6.	CES336	Environmental Quality Monitoring and Analysis	PEC	3	0	0	3	3
7.	CES337	Integrated Energy Planning for Sustainable Development	PEC	3	0	0	3	3
8.	CES338	Energy Efficiency for Sustainable Development	PEC	3	0	0	3	3



This is a mandatory 2 week programme to be conducted as soon as the students enter the institution. Normal classes start only after the induction program is over.

The induction programme has been introduced by AICTE with the following objective:

“Engineering colleges were established to train graduates well in the branch/department of admission, have a holistic outlook, and have a desire to work for national needs and beyond. The graduating student must have knowledge and skills in the area of his/her study. However, he/she must also have broad understanding of society and relationships. Character needs to be nurtured as an essential quality by which he/she would understand and fulfill his/her responsibility as an engineer, a citizen and a human being. Besides the above, several meta-skills and underlying values are needed.”

“One will have to work closely with the newly joined students in making them feel comfortable, allow them to explore their academic interests and activities, reduce competition and make them work for excellence, promote bonding within them, build relations between teachers and students, give a broader view of life, and build character. “

Hence, the purpose of this programme is to make the students feel comfortable in their new environment, open them up, set a healthy daily routine, create bonding in the batch as well as between faculty and students, develop awareness, sensitivity and understanding of the self, people around them, society at large, and nature.

The following are the activities under the induction program in which the student would be fully engaged throughout the day for the entire duration of the program.

(i) Physical Activity

This would involve a daily routine of physical activity with games and sports, yoga, gardening, etc.

(ii) Creative Arts

Every student would choose one skill related to the arts whether visual arts or performing arts. Examples are painting, sculpture, pottery, music, dance etc. The student would pursue it everyday for the duration of the program. These would allow for creative expression. It would develop a sense of aesthetics and also enhance creativity which would, hopefully, grow into engineering design later.

(iii) Universal Human Values

This is the anchoring activity of the Induction Programme. It gets the student to explore oneself and allows one to experience the joy of learning, stand up to peer pressure, take decisions with courage, be aware of relationships with colleagues and supporting stay in the hostel and department, be sensitive to others, etc. A module in Universal Human Values provides the base. Methodology of teaching this content is extremely important. It must not be through do's and don't's, but get students to explore and think by engaging them in a dialogue. It is best taught through group discussions and real life activities rather than lecturing.

Discussions would be conducted in small groups of about 20 students with a faculty

mentor each. It would be effective that the faculty mentor assigned is also the faculty advisor for the student for the full duration of the UG programme.

(iv) Literary Activity

Literary activity would encompass reading, writing and possibly, debating, enacting a play etc.

(v) Proficiency Modules

This would address some lacunas that students might have, for example, English, computer familiarity etc.

(vi) Lectures by Eminent People

Motivational lectures by eminent people from all walks of life should be arranged to give the students exposure to people who are socially active or in public life.

(vii) Visits to Local Area

A couple of visits to the landmarks of the city, or a hospital or orphanage could be organized. This would familiarize them with the area as well as expose them to the under privileged.

(viii) Familiarization to Dept./Branch & Innovations

They should be told about what getting into a branch or department means what role it plays in society, through its technology. They should also be shown the laboratories, workshops & other facilities.

(ix) Department Specific Activities

About a week can be spent in introducing activities (games, quizzes, social interactions, small experiments, design thinking etc.) that are relevant to the particular branch of Engineering / Technology / Architecture that can serve as a motivation and kindle interest in building things (become a maker) in that particular field. This can be conducted in the form of a workshop. For example, CSE and IT students may be introduced to activities that kindle computational thinking, and get them to build simple games. ECE students may be introduced to building simple circuits as an extension of their knowledge in Science, and so on. Students may be asked to build stuff using their knowledge of science.

Induction Programme is totally an activity based programme and therefore there shall be no tests / assessments during this programme.

References:

Guide to Induction program from AICTE

COURSE OBJECTIVES:

- To improve the communicative competence of learners
- To learn to use basic grammatic structures in suitable contexts
- To acquire lexical competence and use them appropriately in a sentence and understand their meaning in a text
- To help learners use language effectively in professional contexts
- To develop learners' ability to read and write complex texts, summaries, articles, blogs, definitions, essays and user manuals.

UNIT I INTRODUCTION TO EFFECTIVE COMMUNICATION 1

What is effective communication? (Explain using activities) Why is communication critical for excellence during study, research and work? What are the seven C's of effective communication? What are key language skills? What is effective listening? What does it involve? What is effective speaking? What does it mean to be an excellent reader? What should you be able to do? What is effective writing? How does one develop language and communication skills? What does the course focus on? How are communication and language skills going to be enhanced during this course? What do you as a learner need to do to enhance your English language and communication skills to get the best out of this course?

INTRODUCTION TO FUNDAMENTALS OF COMMUNICATION 8

Reading - Reading brochures (technical context), telephone messages / social media messages relevant to technical contexts and emails. Writing - Writing emails / letters introducing oneself. Grammar - Present Tense (simple and progressive); Question types: Wh/ Yes or No/ and Tags. Vocabulary - Synonyms; One word substitution; Abbreviations & Acronyms (as used in technical contexts).

UNIT II NARRATION AND SUMMATION 9

Reading - Reading biographies, travelogues, newspaper reports, Excerpts from literature, and travel & technical blogs. Writing - Guided writing-- Paragraph writing Short Report on an event (field trip etc.) Grammar –Past tense (simple); Subject-Verb Agreement; and Prepositions. Vocabulary - Word forms (prefixes& suffixes); Synonyms and Antonyms. Phrasal verbs.

UNIT III DESCRIPTION OF A PROCESS / PRODUCT 9

Reading – Reading advertisements, gadget reviews; user manuals. Writing - Writing definitions; instructions; and Product /Process description. Grammar - Imperatives; Adjectives; Degrees of comparison; Present & Past Perfect Tenses. Vocabulary - Compound Nouns, Homonyms; and Homophones, discourse markers (connectives & sequence words).

UNIT IV CLASSIFICATION AND RECOMMENDATIONS 9

Reading – Newspaper articles; Journal reports –and Non Verbal Communication (tables, pie charts etc,.). Writing – Note-making / Note-taking (*Study skills to be taught, not tested); Writing recommendations; Transferring information from non verbal (chart , graph etc, to verbal mode) Grammar – Articles; Pronouns - Possessive & Relative pronouns. Vocabulary - Collocations; Fixed / Semi fixed expressions.

UNIT V EXPRESSION 9

Reading – Reading editorials; and Opinion Blogs; Writing – Essay Writing (Descriptive or narrative). Grammar – Future Tenses, Punctuation; Negation (Statements & Questions); and Simple,

Compound & Complex Sentences. Vocabulary - Cause & Effect Expressions – Content vs Function words.

TOTAL : 45 PERIODS

LEARNING OUTCOMES :

At the end of the course, learners will be able

CO1:To use appropriate words in a professional context

CO2:To gain understanding of basic grammatic structures and use them in right context.

CO3:To read and infer the denotative and connotative meanings of technical texts

CO4:To write definitions, descriptions, narrations and essays on various topics

TEXT BOOKS :

1. English for Engineers & Technologists Orient Blackswan Private Ltd. Department of English, Anna University, (2020 edition)
English for Science & Technology Cambridge University Press, 2021.
2. Authored by Dr. Veena Selvam, Dr. Sujatha Priyadarshini, Dr. Deepa Mary Francis, Dr. KN. Shoba, and Dr. Lourdes Joevani, Department of English, Anna University.

REFERENCES:

1. Technical Communication – Principles And Practices By Meenakshi Raman & Sangeeta Sharma, Oxford Univ. Press, 2016, New Delhi.
2. A Course Book On Technical English By Lakshminarayanan, Scitech Publications (India) Pvt. Ltd.
3. English For Technical Communication (With CD) By Aysha Viswamohan, Mcgraw Hill Education, ISBN : 0070264244.
4. Effective Communication Skill, Kulbhusan Kumar, RS Salaria, Khanna Publishing House.
5. Learning to Communicate – Dr. V. Chellammal, Allied Publishing House, New Delhi,2003.

ASSESSMENT PATTERN

Two internal assessments and an end semester examination to test students’ reading and writing skills along with their grammatical and lexical competence.

CO’s-PO’s & PSO’s MAPPING

CO	PO1	PO2	PO3	PO4	PO5	PO6	PO7	PO8	PO9	PO10	PO11	PO12	PSO1	PSO2	PSO3
1	1	1	1	1	1	3	3	3	1	3	-	3	-	-	-
2	1	1	1	1	1	3	3	3	1	3	-	3	-	-	-
3	2	3	2	3	2	3	3	3	2	3	3	3	-	-	-
4	2	3	2	3	2	3	3	3	2	3	3	3	-	-	-
5	2	3	3	3	-	3	3	3	2	3	-	3	-	-	-
AVg.	1.6	2.2	1.8	2.2	1.5	3	3	3	1.6	3	3	3	-	-	-

1 - low, 2 - medium, 3 - high, '-' - no correlation

MA3151

MATRICES AND CALCULUS

L T P C

3 1 0 4

COURSE OBJECTIVES:

- To develop the use of matrix algebra techniques that are needed by engineers for practical applications.
- To familiarize the students with differential calculus.

- To familiarize the student with functions of several variables. This is needed in many branches of engineering.
- To make the students understand various techniques of integration.
- To acquaint the student with mathematical tools needed in evaluating multiple integrals and their applications.

UNIT I MATRICES

9 + 3

Eigenvalues and Eigenvectors of a real matrix – Characteristic equation – Properties of Eigenvalues and Eigenvectors – Cayley - Hamilton theorem – Diagonalization of matrices by orthogonal transformation – Reduction of a quadratic form to canonical form by orthogonal transformation – Nature of quadratic forms – Applications : Stretching of an elastic membrane.

UNIT II DIFFERENTIAL CALCULUS

9 + 3

Representation of functions - Limit of a function - Continuity - Derivatives - Differentiation rules (sum, product, quotient, chain rules) - Implicit differentiation - Logarithmic differentiation - Applications : Maxima and Minima of functions of one variable.

UNIT III FUNCTIONS OF SEVERAL VARIABLES

9 + 3

Partial differentiation – Homogeneous functions and Euler’s theorem – Total derivative – Change of variables – Jacobians – Partial differentiation of implicit functions – Taylor’s series for functions of two variables – Applications : Maxima and minima of functions of two variables and Lagrange’s method of undetermined multipliers.

UNIT IV INTEGRAL CALCULUS

9 + 3

Definite and Indefinite integrals - Substitution rule - Techniques of Integration : Integration by parts, Trigonometric integrals, Trigonometric substitutions, Integration of rational functions by partial fraction, Integration of irrational functions - Improper integrals - Applications : Hydrostatic force and pressure, moments and centres of mass.

UNIT V MULTIPLE INTEGRALS

9 + 3

Double integrals – Change of order of integration – Double integrals in polar coordinates – Area enclosed by plane curves – Triple integrals – Volume of solids – Change of variables in double and triple integrals – Applications : Moments and centres of mass, moment of inertia.

TOTAL: 60 PERIODS

COURSE OUTCOMES:

At the end of the course the students will be able to

CO1:Use the matrix algebra methods for solving practical problems.

CO2:Apply differential calculus tools in solving various application problems.

CO3:Able to use differential calculus ideas on several variable functions.

CO4:Apply different methods of integration in solving practical problems.

CO5:Apply multiple integral ideas in solving areas, volumes and other practical problems.

TEXT BOOKS:

1. Kreyszig.E, "Advanced Engineering Mathematics", John Wiley and Sons, 10th Edition, New Delhi, 2016.
2. Grewal.B.S., "Higher Engineering Mathematics", Khanna Publishers, New Delhi, 44th Edition , 2018.
3. James Stewart, " Calculus : Early Transcendentals ", Cengage Learning, 8th Edition, New Delhi, 2015. [For Units II & IV - Sections 1.1, 2.2, 2.3, 2.5, 2.7 (Tangents problems only),

2.8, 3.1 to 3.6, 3.11, 4.1, 4.3, 5.1 (Area problems only), 5.2, 5.3, 5.4 (excluding net change theorem), 5.5, 7.1 - 7.4 and 7.8].

REFERENCES:

1. Anton. H, Bivens. I and Davis. S, " Calculus", Wiley, 10th Edition, 2016
2. Bali. N., Goyal. M. and Watkins. C., "Advanced Engineering Mathematics", Firewall Media (An imprint of Lakshmi Publications Pvt., Ltd.), New Delhi, 7th Edition, 2009.
3. Jain . R.K. and Iyengar. S.R.K., "Advanced Engineering Mathematics", Narosa Publications, New Delhi, 5th Edition, 2016.
4. Narayanan. S. and Manicavachagom Pillai. T. K., "Calculus" Volume I and II, S. Viswanathan Publishers Pvt. Ltd., Chennai, 2009.
5. Ramana. B.V., "Higher Engineering Mathematics", McGraw Hill Education Pvt. Ltd, New Delhi, 2016.
6. Srimantha Pal and Bhunia. S.C, "Engineering Mathematics" Oxford University Press, 2015.
7. Thomas. G. B., Hass. J, and Weir. M.D, " Thomas Calculus ", 14th Edition, Pearson India, 2018.

CO's-PO's & PSO's MAPPING

CO	PO1	PO2	PO3	PO4	PO5	PO6	PO7	PO8	PO9	PO10	PO11	PO12	PSO1	PSO2	PSO3
CO1	3	3	1	1	0	0	0	0	2	0	2	3	-	-	-
CO2	3	3	1	1	0	0	0	0	2	0	2	3	-	-	-
CO3	3	3	1	1	0	0	0	0	2	0	2	3	-	-	-
CO4	3	3	1	1	0	0	0	0	2	0	2	3	-	-	-
CO5	3	3	1	1	0	0	0	0	2	0	2	3	-	-	-
Avg	3	3	1	1	0	0	0	0	2	0	2	3	-	-	-

1 - low, 2 - medium, 3 - high, '-' - no correlation

PH3151

ENGINEERING PHYSICS

L T P C
3 0 0 3

COURSE OBJECTIVES:

- To make the students effectively achieve an understanding of mechanics.
- To enable the students to gain knowledge of electromagnetic waves and its applications.
- To introduce the basics of oscillations, optics and lasers.
- Equipping the students to successfully understand the importance of quantum physics.
- To motivate the students towards the applications of quantum mechanics.

UNIT I MECHANICS

9

Multi-particle dynamics: Center of mass (CM) – CM of continuous bodies – motion of the CM – kinetic energy of the system of particles. Rotation of rigid bodies: Rotational kinematics – rotational kinetic energy and moment of inertia - theorems of M .I –moment of inertia of continuous bodies – M.I of a diatomic molecule - torque – rotational dynamics of rigid bodies – conservation of angular momentum – rotational energy state of a rigid diatomic molecule - gyroscope - torsional pendulum – double pendulum –Introduction to nonlinear oscillations.

UNIT II ELECTROMAGNETIC WAVES

9

The Maxwell's equations - wave equation; Plane electromagnetic waves in vacuum, Conditions on the wave field - properties of electromagnetic waves: speed, amplitude, phase, orientation and waves in matter - polarization - Producing electromagnetic waves - Energy and momentum in EM waves: Intensity, waves from localized sources, momentum and radiation pressure - Cell-phone

reception. Reflection and transmission of electromagnetic waves from a non-conducting medium-vacuum interface for normal incidence.

UNIT III OSCILLATIONS, OPTICS AND LASERS

9

Simple harmonic motion - resonance –analogy between electrical and mechanical oscillating systems - waves on a string - standing waves - traveling waves - Energy transfer of a wave - sound waves - Doppler effect. Reflection and refraction of light waves - total internal reflection - interference –Michelson interferometer –Theory of air wedge and experiment. Theory of laser - characteristics - Spontaneous and stimulated emission - Einstein's coefficients - population inversion - Nd-YAG laser, CO₂ laser, semiconductor laser –Basic applications of lasers in industry.

UNIT IV BASIC QUANTUM MECHANICS

9

Photons and light waves - Electrons and matter waves –Compton effect - The Schrodinger equation (Time dependent and time independent forms) - meaning of wave function - Normalization –Free particle - particle in a infinite potential well: 1D,2D and 3D Boxes- Normalization, probabilities and the correspondence principle.

UNIT V APPLIED QUANTUM MECHANICS

9

The harmonic oscillator(qualitative)- Barrier penetration and quantum tunneling(qualitative)- Tunneling microscope - Resonant diode - Finite potential wells (qualitative)- Bloch's theorem for particles in a periodic potential –Basics of Kronig-Penney model and origin of energy bands.

TOTAL : 45 PERIODS

COURSE OUTCOMES:

After completion of this course, the students should be able to

CO1: Understand the importance of mechanics.

CO2: Express their knowledge in electromagnetic waves.

CO3: Demonstrate a strong foundational knowledge in oscillations, optics and lasers.

CO4: Understand the importance of quantum physics.

CO5: Comprehend and apply quantum mechanical principles towards the formation of energy bands.

TEXT BOOKS:

1. D.Kleppner and R.Kolenkow. An Introduction to Mechanics. McGraw Hill Education (Indian Edition), 2017.
2. E.M.Purcell and D.J.Morin, Electricity and Magnetism, Cambridge Univ.Press, 2013.
3. Arthur Beiser, Shobhit Mahajan, S. Rai Choudhury, Concepts of Modern Physics, McGraw-Hill (Indian Edition), 2017.

REFERENCES:

1. R.Wolfson. Essential University Physics. Volume 1 & 2. Pearson Education (Indian Edition), 2009.
2. Paul A. Tipler, Physic – Volume 1 & 2, CBS, (Indian Edition), 2004.
3. K.Thyagarajan and A.Ghatak. Lasers: Fundamentals and Applications, Laxmi Publications, (Indian Edition), 2019.
4. D.Halliday, R.Resnick and J.Walker. Principles of Physics, Wiley (Indian Edition), 2015.
5. N.Garcia, A.Damask and S.Schwarz. Physics for Computer Science Students. Springer-Verlag, 2012.

CO's-PO's & PSO's MAPPING

CO	PO	PO2	PO3	PO4	PO5	PO6	PO7	PO8	PO9	PO10	PO11	PO12	PSO1	PSO2	PSO3
1	3	3	2	1	1	1	-	-	-	-	-	-	-	-	-
2	3	3	2	1	2	1	-	-	-	-	-	-	-	-	-
3	3	3	2	2	2	1	-	-	-	-	-	1	-	-	-
4	3	3	1	1	2	1	-	-	-	-	-	-	-	-	-
5	3	3	1	1	2	1	-	-	-	-	-	-	-	-	-
AV	3	3	1.6	1.2	1.8	1	-	-	-	-	-	1	-	-	-

1 - low, 2 - medium, 3 - high, '-' - no correlation

CY3151

ENGINEERING CHEMISTRY

L T P C
3 0 0 3

COURSE OBJECTIVES:

- To inculcate sound understanding of water quality parameters and water treatment techniques.
- To impart knowledge on the basic principles and preparatory methods of nanomaterials.
- To introduce the basic concepts and applications of phase rule and composites.
- To facilitate the understanding of different types of fuels, their preparation, properties and combustion characteristics.
- To familiarize the students with the operating principles, working processes and applications of energy conversion and storage devices.

UNIT I WATER AND ITS TREATMENT

9

Water: Sources and impurities, Water quality parameters: Definition and significance of-color, odour, turbidity, pH, hardness, alkalinity, TDS, COD and BOD, fluoride and arsenic. Municipal water treatment: primary treatment and disinfection (UV, Ozonation, break-point chlorination). Desalination of brackish water: Reverse Osmosis. Boiler troubles: Scale and sludge, Boiler corrosion, Caustic embrittlement, Priming & foaming. Treatment of boiler feed water: Internal treatment (phosphate, colloidal, sodium aluminate and calgon conditioning) and External treatment – Ion exchange demineralization and zeolite process.

UNIT II NANOCHEMISTRY

9

Basics: Distinction between molecules, nanomaterials and bulk materials; Size-dependent properties (optical, electrical, mechanical and magnetic); Types of nanomaterials: Definition, properties and uses of – nanoparticle, nanocluster, nanorod, nanowire and nanotube. Preparation of nanomaterials: sol-gel, solvothermal, laser ablation, chemical vapour deposition, electrochemical deposition and electro spinning. Applications of nanomaterials in medicine, agriculture, energy, electronics and catalysis.

UNIT III PHASE RULE AND COMPOSITES

9

Phase rule: Introduction, definition of terms with examples. One component system - water system; Reduced phase rule; Construction of a simple eutectic phase diagram - Thermal analysis; Two component system: lead-silver system - Pattinson process.

Composites: Introduction: Definition & Need for composites; Constitution: Matrix materials (Polymer matrix, metal matrix and ceramic matrix) and Reinforcement (fiber, particulates, flakes and whiskers). Properties and applications of: Metal matrix composites (MMC), Ceramic matrix composites and Polymer matrix composites. Hybrid composites - definition and examples.

UNIT IV FUELS AND COMBUSTION

9

Fuels: Introduction: Classification of fuels; Coal and coke: Analysis of coal (proximate and ultimate), Carbonization, Manufacture of metallurgical coke (Otto Hoffmann method). Petroleum and Diesel: Manufacture of synthetic petrol (Bergius process), Knocking - octane number, diesel oil - cetane number; Power alcohol and biodiesel.

Combustion of fuels: Introduction: Calorific value - higher and lower calorific values, Theoretical calculation of calorific value; Ignition temperature: spontaneous ignition temperature, Explosive range; Flue gas analysis - ORSAT Method. CO₂ emission and carbon footprint.

UNIT V ENERGY SOURCES AND STORAGE DEVICES

9

Stability of nucleus: mass defect (problems), binding energy; Nuclear energy: light water nuclear power plant, breeder reactor. Solar energy conversion: Principle, working and applications of solar cells; Recent developments in solar cell materials. Wind energy; Geothermal energy; Batteries: Types of batteries, Primary battery - dry cell, Secondary battery - lead acid battery and lithium-ion-battery; Electric vehicles - working principles; Fuel cells: H₂-O₂ fuel cell, microbial fuel cell; Supercapacitors: Storage principle, types and examples.

TOTAL: 45 PERIODS

COURSE OUTCOMES:

At the end of the course, the students will be able:

CO1:To infer the quality of water from quality parameter data and propose suitable treatment methodologies to treat water.

CO2:To identify and apply basic concepts of nanoscience and nanotechnology in designing the synthesis of nanomaterials for engineering and technology applications.

CO3:To apply the knowledge of phase rule and composites for material selection requirements.

CO4:To recommend suitable fuels for engineering processes and applications.

CO5:To recognize different forms of energy resources and apply them for suitable applications in energy sectors.

TEXT BOOKS:

1. P. C. Jain and Monica Jain, "Engineering Chemistry", 17th Edition, Dhanpat Rai Publishing Company (P) Ltd, New Delhi, 2018.
2. Sivasankar B., "Engineering Chemistry", Tata McGraw-Hill Publishing Company Ltd, New Delhi, 2008.
3. S.S. Dara, "A Text book of Engineering Chemistry", S. Chand Publishing, 12th Edition, 2018

REFERENCES:

1. B. S. Murty, P. Shankar, Baldev Raj, B. B. Rath and James Murday, "Text book of nanoscience and nanotechnology", Universities Press-IIM Series in Metallurgy and Materials Science, 2018.
2. O.G. Palanna, "Engineering Chemistry" McGraw Hill Education (India) Private Limited, 2nd Edition, 2017.
3. Friedrich Emich, "Engineering Chemistry", Scientific International PVT, LTD, New Delhi, 2014.
4. Shikha Agarwal, "Engineering Chemistry-Fundamentals and Applications", Cambridge University Press, Delhi, Second Edition, 2019.
5. O.V. Roussak and H.D. Gesser, Applied Chemistry-A Text Book for Engineers and Technologists, Springer Science Business Media, New York, 2nd Edition, 2013.

CO's-PO's & PSO's MAPPING

CO	PO1	PO2	PO3	PO4	PO5	PO6	PO7	PO8	PO9	PO10	PO11	PO12	PSO1	PSO2	PSO3
1	3	2	2	1	-	1	1	-	-	-	-	1	-	-	-
2	2	-	-	1	-	2	2	-	-	-	-	-	-	-	-
3	3	1	-	-	-	-	-	-	-	-	-	-	-	-	-
4	3	1	1	-	-	1	2	-	-	-	-	-	-	-	-
5	3	1	2	1	-	2	2	-	-	-	-	2	-	-	-
CO	2.8	1.3	1.6	1	-	1.5	1.8	-	-	-	-	1.5	-	-	-

1 - low, 2 - medium, 3 - high, '-' - no correlation

GE3151

PROBLEM SOLVING AND PYTHON PROGRAMMING

L T P C
3 0 0 3

COURSE OBJECTIVES:

- To understand the basics of algorithmic problem solving.
- To learn to solve problems using Python conditionals and loops.
- To define Python functions and use function calls to solve problems.
- To use Python data structures - lists, tuples, dictionaries to represent complex data.
- To do input/output with files in Python.

UNIT I COMPUTATIONAL THINKING AND PROBLEM SOLVING

9

Fundamentals of Computing – Identification of Computational Problems -Algorithms, building blocks of algorithms (statements, state, control flow, functions), notation (pseudo code, flow chart, programming language), algorithmic problem solving, simple strategies for developing algorithms (iteration, recursion). Illustrative problems: find minimum in a list, insert a card in a list of sorted cards, guess an integer number in a range, Towers of Hanoi.

UNIT II DATA TYPES, EXPRESSIONS, STATEMENTS

9

Python interpreter and interactive mode,debugging; values and types: int, float, boolean, string, and list; variables, expressions, statements, tuple assignment, precedence of operators, comments; Illustrative programs: exchange the values of two variables, circulate the values of n variables, distance between two points.

UNIT III CONTROL FLOW, FUNCTIONS, STRINGS

9

Conditionals:Boolean values and operators, conditional (if), alternative (if-else),chained conditional (if-elif-else);Iteration: state, while, for, break, continue, pass; Fruitful functions: return values,parameters, local and global scope, function composition, recursion; Strings: string slices,immutability, string functions and methods, string module; Lists as arrays. Illustrative programs: square root, gcd, exponentiation, sum an array of numbers, linear search, binary search.

UNIT IV LISTS, TUPLES, DICTIONARIES

9

Lists: list operations, list slices, list methods, list loop, mutability, aliasing, cloning lists, list parameters; Tuples: tuple assignment, tuple as return value; Dictionaries: operations and methods; advanced list processing - list comprehension; Illustrative programs: simple sorting, histogram, Students marks statement, Retail bill preparation.

UNIT V FILES, MODULES, PACKAGES**9**

Files and exceptions: text files, reading and writing files, format operator; command line arguments, errors and exceptions, handling exceptions, modules, packages; Illustrative programs: word count, copy file, Voter's age validation, Marks range validation (0-100).

TOTAL : 45 PERIODS**COURSE OUTCOMES:**

Upon completion of the course, students will be able to

- CO1:** Develop algorithmic solutions to simple computational problems.
- CO2:** Develop and execute simple Python programs.
- CO3:** Write simple Python programs using conditionals and loops for solving problems.
- CO4:** Decompose a Python program into functions.
- CO5:** Represent compound data using Python lists, tuples, dictionaries etc.
- CO6:** Read and write data from/to files in Python programs.

TEXT BOOKS:

1. Allen B. Downey, "Think Python: How to Think like a Computer Scientist", 2nd Edition, O'Reilly Publishers, 2016.
2. Karl Beecher, "Computational Thinking: A Beginner's Guide to Problem Solving and Programming", 1st Edition, BCS Learning & Development Limited, 2017.

REFERENCES:

1. Paul Deitel and Harvey Deitel, "Python for Programmers", Pearson Education, 1st Edition, 2021.
2. G Venkatesh and Madhavan Mukund, "Computational Thinking: A Primer for Programmers and Data Scientists", 1st Edition, Notion Press, 2021.
3. John V Guttag, "Introduction to Computation and Programming Using Python: With Applications to Computational Modeling and Understanding Data", Third Edition, MIT Press, 2021
4. Eric Matthes, "Python Crash Course, A Hands - on Project Based Introduction to Programming", 2nd Edition, No Starch Press, 2019.
5. <https://www.python.org/>
6. Martin C. Brown, "Python: The Complete Reference", 4th Edition, Mc-Graw Hill, 2018.

CO's-PO's & PSO's MAPPING

CO's	PO's												PSO's	
	1	2	3	4	5	6	7	8	9	10	11	12	1	2
1	3	3	3	3	2	-	-	-	-	-	2	2	3	3
2	3	3	3	3	2	-	-	-	-	-	2	2	3	-
3	3	3	3	3	2	-	-	-	-	-	2	-	3	-
4	2	2	-	2	2	-	-	-	-	-	1	-	3	-
5	1	2	-	-	1	-	-	-	-	-	1	-	2	-
6	2	2	-	-	2	-	-	-	-	-	1	-	2	-
AVg.	2	3	3	3	2	-	-	-	-	-	2	2	3	3

1 - low, 2 - medium, 3 - high, '-' - no correlation

UNIT I LANGUAGE AND LITERATURE**3**

Language Families in India - Dravidian Languages – Tamil as a Classical Language - Classical Literature in Tamil – Secular Nature of Sangam Literature – Distributive Justice in Sangam Literature - Management Principles in Thirukural - Tamil Epics and Impact of Buddhism & Jainism in Tamil Land - Bakthi Literature Azhwars and Nayanmars - Forms of minor Poetry - Development of Modern literature in Tamil - Contribution of Bharathiyar and Bharathidhasan.

UNIT II HERITAGE - ROCK ART PAINTINGS TO MODERN ART – SCULPTURE**3**

Hero stone to modern sculpture - Bronze icons - Tribes and their handicrafts - Art of temple car making - - Massive Terracotta sculptures, Village deities, Thiruvalluvar Statue at Kanyakumari, Making of musical instruments - Mridhangam, Parai, Veenai, Yazh and Nadhaswaram - Role of Temples in Social and Economic Life of Tamils.

UNIT III FOLK AND MARTIAL ARTS**3**

Therukoothu, Karagattam, Villu Pattu, Kaniyan Koothu, Oyillattam, Leather puppetry, Silambattam, Valari, Tiger dance - Sports and Games of Tamils.

UNIT IV THINAI CONCEPT OF TAMILS**3**

Flora and Fauna of Tamils & Aham and Puram Concept from Tholkappiyam and Sangam Literature - Aram Concept of Tamils - Education and Literacy during Sangam Age - Ancient Cities and Ports of Sangam Age - Export and Import during Sangam Age - Overseas Conquest of Cholas.

UNIT V CONTRIBUTION OF TAMILS TO INDIAN NATIONAL MOVEMENT AND INDIAN CULTURE**3**

Contribution of Tamils to Indian Freedom Struggle - The Cultural Influence of Tamils over the other parts of India – Self-Respect Movement - Role of Siddha Medicine in Indigenous Systems of Medicine – Inscriptions & Manuscripts – Print History of Tamil Books.

TOTAL : 15 PERIODS**TEXT-CUM-REFERENCE BOOKS**

1. தமிழக வரலாறு – மக்களும் பண்பாடும் – கே.கே. பிள்ளை (வெளியீடு: தமிழ்நாடு பாடநூல் மற்றும் கல்வியியல் பணிகள் கழகம்).
2. கணினித் தமிழ் – முனைவர் இல. சுந்தரம். (விகடன் பிரசுரம்).
3. கீழடி – வைகை நதிக்கரையில் சங்ககால நகர நாகரிகம் (தொல்லியல் துறை வெளியீடு)
4. பொருறை – ஆற்றங்கரை நாகரிகம். (தொல்லியல் துறை வெளியீடு)
5. Social Life of Tamils (Dr.K.K.Pillay) A joint publication of TNTB & ESC and RMRL – (in print)
6. Social Life of the Tamils - The Classical Period (Dr.S.Singaravelu) (Published by: International Institute of Tamil Studies.
7. Historical Heritage of the Tamils (Dr.S.V.Subatamanian, Dr.K.D. Thirunavukkarasu) (Published by: International Institute of Tamil Studies).
8. The Contributions of the Tamils to Indian Culture (Dr.M.Valarmathi) (Published by: International Institute of Tamil Studies.)
9. Keeladi - 'Sangam City Civilization on the banks of river Vaigai' (Jointly Published by:

Department of Archaeology & Tamil Nadu Text Book and Educational Services Corporation,
Tamil Nadu)

10. Studies in the History of India with Special Reference to Tamil Nadu (Dr.K.K.Pillay)
(Published by: The Author)
11. Porunai Civilization (Jointly Published by: Department of Archaeology & Tamil Nadu Text
Book and Educational Services Corporation, Tamil Nadu)
12. Journey of Civilization Indus to Vaigai (R.Balakrishnan) (Published by: RMRL) – Reference
Book.

GE3152

தமிழர் மரபு

L T P C
1 0 0 1

அலகு I மொழி மற்றும் இலக்கியம்: 3

இந்திய மொழிக் குடும்பங்கள் – திராவிட மொழிகள் – தமிழ் ஒரு செம்மொழி – தமிழ் செவ்விலக்கியங்கள் - சங்க இலக்கியத்தின் சமயச் சார்பற்ற தன்மை – சங்க இலக்கியத்தில் பகிர்தல் அறம் – திருக்குறளில் மேலாண்மைக் கருத்துக்கள் – தமிழ்க் காப்பியங்கள், தமிழகத்தில் சமண பௌத்த சமயங்களின் தாக்கம் - பக்தி இலக்கியம், ஆழ்வார்கள் மற்றும் நாயன்மார்கள் – சிற்றிலக்கியங்கள் – தமிழில் நவீன இலக்கியத்தின் வளர்ச்சி – தமிழ் இலக்கிய வளர்ச்சியில் பாரதியார் மற்றும் பாரதிதாசன் ஆகியோரின் பங்களிப்பு.

அலகு II மரபு – பாறை ஓவியங்கள் முதல் நவீன ஓவியங்கள் வரை – சிற்பக் கலை: 3

நடுகல் முதல் நவீன சிற்பங்கள் வரை – ஐம்பொன் சிலைகள்– பழங்குடியினர் மற்றும் அவர்கள் தயாரிக்கும் கைவினைப் பொருட்கள், பொம்மைகள் – தேர் செய்யும் கலை – சுடுமண் சிற்பங்கள் – நாட்டுப்புறத் தெய்வங்கள் – குமரிமுனையில் திருவள்ளூர் சிலை – இசைக் கருவிகள் – மிருதங்கம், பறை, வீணை, யாழ், நாதஸ்வரம் – தமிழர்களின் சமூக பொருளாதார வாழ்வில் கோவில்களின் பங்கு.

அலகு III நாட்டுப்புறக் கலைகள் மற்றும் வீர விளையாட்டுகள்: 3

தெருக்கூத்து, கரகாட்டம், வில்லுப்பாட்டு, கணியான் கூத்து, ஓயிலாட்டம், தோல்பாவைக் கூத்து, சிலம்பாட்டம், வளரி, புலியாட்டம், தமிழர்களின் விளையாட்டுகள்.

அலகு IV தமிழர்களின் திணைக் கோட்பாடுகள்: 3

தமிழகத்தின் தாவரங்களும், விலங்குகளும் – தொல்காப்பியம் மற்றும் சங்க இலக்கியத்தில் அகம் மற்றும் புறக் கோட்பாடுகள் – தமிழர்கள் போற்றிய அறக்கோட்பாடு – சங்ககாலத்தில் தமிழகத்தில் எழுத்தறிவும், கல்வியும் – சங்ககால நகரங்களும் துறை முகங்களும் – சங்ககாலத்தில் ஏற்றுமதி மற்றும் இறக்குமதி – கடல்கடந்த நாடுகளில் சோழர்களின் வெற்றி.

அலகு V இந்திய தேசிய இயக்கம் மற்றும் இந்திய பண்பாட்டிற்குத் தமிழர்களின் பங்களிப்பு:

3

இந்திய விடுதலைப்போரில் தமிழர்களின் பங்கு – இந்தியாவின் பிறப்பகுதிகளில் தமிழ்ப் பண்பாட்டின் தாக்கம் – சுயமரியாதை இயக்கம் – இந்திய மருத்துவத்தில், சித்த மருத்துவத்தின் பங்கு – கல்வெட்டுகள், கையெழுத்துப்படிக்கள் - தமிழ்ப் புத்தகங்களின் அச்ச வரலாறு.

TOTAL : 15 PERIODS

TEXT-CUM-REFERENCE BOOKS

1. தமிழக வரலாறு – மக்களும் பண்பாடும் – கே.கே. பிள்ளை (வெளியீடு: தமிழ்நாடு பாடநூல் மற்றும் கல்வியியல் பணிகள் கழகம்).
2. கணினித் தமிழ் – முனைவர் இல. சுந்தரம். (விகடன் பிரசுரம்).
3. கீழடி – வைகை நதிக்கரையில் சங்ககால நகர நாகரிகம் (தொல்லியல் துறை வெளியீடு)
4. பொருறை – ஆற்றங்கரை நாகரிகம். (தொல்லியல் துறை வெளியீடு)
5. Social Life of Tamils (Dr.K.K.Pillay) A joint publication of TNTB & ESC and RMRL – (in print)
6. Social Life of the Tamils - The Classical Period (Dr.S.Singaravelu) (Published by: International Institute of Tamil Studies.
7. Historical Heritage of the Tamils (Dr.S.V.Subatamanian, Dr.K.D. Thirunavukkarasu) (Published by: International Institute of Tamil Studies).
8. The Contributions of the Tamils to Indian Culture (Dr.M.Valarmathi) (Published by: International Institute of Tamil Studies.)
9. Keeladi - 'Sangam City Civilization on the banks of river Vaigai' (Jointly Published by: Department of Archaeology & Tamil Nadu Text Book and Educational Services Corporation, Tamil Nadu)
10. Studies in the History of India with Special Reference to Tamil Nadu (Dr.K.K.Pillay) (Publishedby: The Author)
11. Porunai Civilization (Jointly Published by: Department of Archaeology & Tamil Nadu Text Book and Educational Services Corporation, Tamil Nadu)
12. Journey of Civilization Indus to Vaigai (R.Balakrishnan) (Published by: RMRL) – Reference Book.

GE3171

PROBLEM SOLVING AND PYTHON PROGRAMMING LABORATORY

L T P C

0 0 4 2

COURSE OBJECTIVES:

- To understand the problem solving approaches.
- To learn the basic programming constructs in Python.
- To practice various computing strategies for Python-based solutions to real world problems.
- To use Python data structures - lists, tuples, dictionaries.
- To do input/output with files in Python.

EXPERIMENTS:

Note: The examples suggested in each experiment are only indicative. The lab instructor is expected to design other problems on similar lines. The Examination shall not be restricted to the sample experiments listed here.

1. Identification and solving of simple real life or scientific or technical problems, and developing flow charts for the same. (Electricity Billing, Retail shop billing, Sin series, weight of a motorbike, Weight of a steel bar, compute Electrical Current in Three Phase AC Circuit, etc.)
2. Python programming using simple statements and expressions (exchange the values of two variables, circulate the values of n variables, distance between two points).
3. Scientific problems using Conditionals and Iterative loops. (Number series, Number Patterns, pyramid pattern)
4. Implementing real-time/technical applications using Lists, Tuples. (Items present in a library/Components of a car/ Materials required for construction of a building –operations of list & tuples)
5. Implementing real-time/technical applications using Sets, Dictionaries. (Language, components of an automobile, Elements of a civil structure, etc.- operations of Sets & Dictionaries)
6. Implementing programs using Functions. (Factorial, largest number in a list, area of shape)
7. Implementing programs using Strings. (reverse, palindrome, character count, replacing characters)
8. Implementing programs using written modules and Python Standard Libraries (pandas, numpy. Matplotlib, scipy)
9. Implementing real-time/technical applications using File handling. (copy from one file to another, word count, longest word)
10. Implementing real-time/technical applications using Exception handling. (divide by zero error, voter's age validity, student mark range validation)
11. Exploring Pygame tool.
12. Developing a game activity using Pygame like bouncing ball, car race etc.

TOTAL: 60 PERIODS

COURSE OUTCOMES:

On completion of the course, students will be able to:

CO1: Develop algorithmic solutions to simple computational problems

CO2: Develop and execute simple Python programs.

CO3: Implement programs in Python using conditionals and loops for solving problems..

CO4: Deploy functions to decompose a Python program.

CO5: Process compound data using Python data structures.

CO6: Utilize Python packages in developing software applications.

TEXT BOOKS:

1. Allen B. Downey, "Think Python : How to Think like a Computer Scientist", 2nd Edition, O'Reilly Publishers, 2016.
2. Karl Beecher, "Computational Thinking: A Beginner's Guide to Problem Solving and Programming", 1st Edition, BCS Learning & Development Limited, 2017.

REFERENCES:

1. Paul Deitel and Harvey Deitel, "Python for Programmers", Pearson Education, 1st Edition, 2021.
2. G Venkatesh and Madhavan Mukund, "Computational Thinking: A Primer for Programmers and Data Scientists", 1st Edition, Notion Press, 2021.
3. John V Guttag, "Introduction to Computation and Programming Using Python: With Applications to Computational Modeling and Understanding Data", Third Edition, MIT Press, 2021

4. Eric Matthes, "Python Crash Course, A Hands - on Project Based Introduction to Programming", 2nd Edition, No Starch Press, 2019.
5. <https://www.python.org/>
6. Martin C. Brown, "Python: The Complete Reference", 4th Edition, Mc-Graw Hill, 2018.

CO's-PO's & PSO's MAPPING

CO's	PO's												PSO's	
	1	2	3	4	5	6	7	8	9	10	11	12	1	2
1	3	3	3	3	3	-	-	-	-	-	3	2	3	3
2	3	3	3	3	3	-	-	-	-	-	3	2	3	-
3	3	3	3	3	2	-	-	-	-	-	2	-	3	-
4	3	2	-	2	2	-	-	-	-	-	1	-	3	-
5	1	2	-	-	1	-	-	-	-	-	1	-	2	-
6	2	-	-	-	2	-	-	-	-	-	1	-	2	-
AVg.	2	3	3	3	2	-	-	-	-	-	2	2	3	3

1 - low, 2 - medium, 3 - high, '-' - no correlation

BS3171

PHYSICS AND CHEMISTRY LABORATORY

L T P C
0 0 4 2

PHYSICS LABORATORY : (Any Seven Experiments)

COURSE OBJECTIVES:

- To learn the proper use of various kinds of physics laboratory equipment.
 - To learn how data can be collected, presented and interpreted in a clear and concise manner.
 - To learn problem solving skills related to physics principles and interpretation of experimental data.
 - To determine error in experimental measurements and techniques used to minimize such error.
 - To make the student an active participant in each part of all lab exercises.
1. Torsional pendulum - Determination of rigidity modulus of wire and moment of inertia of regular and irregular objects.
 2. Simple harmonic oscillations of cantilever.
 3. Non-uniform bending - Determination of Young's modulus
 4. Uniform bending – Determination of Young's modulus
 5. Laser- Determination of the wavelength of the laser using grating
 6. Air wedge - Determination of thickness of a thin sheet/wire
 7. a) Optical fibre -Determination of Numerical Aperture and acceptance angle
b) Compact disc- Determination of width of the groove using laser.
 8. Acoustic grating- Determination of velocity of ultrasonic waves in liquids.
 9. Ultrasonic interferometer – determination of the velocity of sound and compressibility of liquids
 10. Post office box -Determination of Band gap of a semiconductor.
 11. Photoelectric effect
 12. Michelson Interferometer.

13. Melde's string experiment
14. Experiment with lattice dynamics kit.

TOTAL: 30 PERIODS

COURSE OUTCOMES:

Upon completion of the course, the students should be able to

CO1: Understand the functioning of various physics laboratory equipment.

CO2: Use graphical models to analyze laboratory data.

CO3: Use mathematical models as a medium for quantitative reasoning and describing physical reality.

CO4: Access, process and analyze scientific information.

CO5: Solve problems individually and collaboratively.

CO's-PO's & PSO's MAPPING

CO	PO1	PO2	PO3	PO4	PO5	PO6	PO7	PO8	PO9	PO10	PO11	PO12	PSO1	PSO2	PSO3
1	3	2	3	1	1	-	-	-	-	-	-	-	-	-	-
2	3	3	2	1	1	-	-	-	-	-	-	-	-	-	-
3	3	2	3	1	1	-	-	-	-	-	-	-	-	-	-
4	3	3	2	1	1	-	-	-	-	-	-	-	-	-	-
5	3	2	3	1	1	-	-	-	-	-	-	-	-	-	-
AVG	3	2.4	2.6	1	1										

1 - low, 2 - medium, 3 - high, '-' - no correlation

CHEMISTRY LABORATORY: (Any seven experiments to be conducted)

COURSE OBJECTIVES:

- To inculcate experimental skills to test basic understanding of water quality parameters, such as, acidity, alkalinity, hardness, DO, chloride and copper.
- To induce the students to familiarize with electroanalytical techniques such as, pH metry, potentiometry and conductometry in the determination of impurities in aqueous solutions.
- To demonstrate the analysis of metals and alloys.
- To demonstrate the synthesis of nanoparticles
 1. Preparation of Na_2CO_3 as a primary standard and estimation of acidity of a water sample using the primary standard
 2. Determination of types and amount of alkalinity in a water sample.
 - Split the first experiment into two
 3. Determination of total, temporary & permanent hardness of water by EDTA method.
 4. Determination of DO content of water sample by Winkler's method.
 5. Determination of chloride content of water sample by Argentometric method.
 6. Estimation of copper content of the given solution by Iodometry.
 7. Estimation of TDS of a water sample by gravimetry.
 8. Determination of strength of given hydrochloric acid using pH meter.
 9. Determination of strength of acids in a mixture of acids using conductivity meter.
 10. Conductometric titration of barium chloride against sodium sulphate (precipitation titration)
 11. Estimation of iron content of the given solution using potentiometer.
 12. Estimation of sodium /potassium present in water using a flame photometer.
 13. Preparation of nanoparticles ($\text{TiO}_2/\text{ZnO}/\text{CuO}$) by Sol-Gel method.
 14. Estimation of Nickel in steel
 15. Proximate analysis of Coal

TOTAL : 30 PERIODS

COURSE OUTCOMES :

CO1:To analyse the quality of water samples with respect to their acidity, alkalinity, hardness and DO.

CO2:To determine the amount of metal ions through volumetric and spectroscopic techniques

CO3:To analyse and determine the composition of alloys.

CO4:To learn simple method of synthesis of nanoparticles

CO5:To quantitatively analyse the impurities in solution by electroanalytical techniques

TEXT BOOKS :

1. J. Mendham, R. C. Denney, J.D. Barnes, M. Thomas and B. Sivasankar, Vogel's Textbook of Quantitative Chemical Analysis (2009).

CO's-PO's & PSO's MAPPING

CO	PO1	PO2	PO3	PO4	PO5	PO6	PO7	PO8	PO9	PO10	PO11	PO12	PSO1	PSO2	PSO3
1	3	-	1	-	-	2	2	-	-	-	-	2	-	-	-
2	3	1	2	-	-	1	2	-	-	-	-	1	-	-	-
3	3	2	1	1	-	-	1	-	-	-	-	-	-	-	-
4	2	1	2	-	-	2	2	-	-	-	-	-	-	-	-
5	2	1	2	-	1	2	2	-	-	-	-	1	-	-	-
Avg.	2.6	1.3	1.6	1	1	1.4	1.8	-	-	-	-	1.3	-	-	-

1 - low, 2 - medium, 3 - high, '-' - no correlation

Note: the average value of this course to be used for program articulation matrix.

GE3172

ENGLISH LABORATORY

L T P C
0 0 2 1

COURSE OBJECTIVES:

- To improve the communicative competence of learners
- To help learners use language effectively in academic /work contexts
- To develop various listening strategies to comprehend various types of audio materials like lectures, discussions, videos etc.
- To build on students' English language skills by engaging them in listening, speaking and grammar learning activities that are relevant to authentic contexts.
- To use language efficiently in expressing their opinions via various media.

UNIT I INTRODUCTION TO FUNDAMENTALS OF COMMUNICATION

6

Listening for general information-specific details- conversation: Introduction to classmates - Audio / video (formal & informal); Telephone conversation; Listening to voicemail & messages; Listening and filling a form. Speaking - making telephone calls-Self Introduction; Introducing a friend; - politeness strategies- making polite requests, making polite offers, replying to polite requests and offers- understanding basic instructions(filling out a bank application for example).

UNIT II NARRATION AND SUMMATION

6

Listening - Listening to podcasts, anecdotes / stories / event narration; documentaries and interviews with celebrities. Speaking - Narrating personal experiences / events-Talking about current and temporary situations & permanent and regular situations* - describing experiences and feelings-engaging in small talk- describing requirements and abilities.

UNIT III DESCRIPTION OF A PROCESS / PRODUCT 6

Listening - Listen to product and process descriptions; a classroom lecture; and advertisements about products. Speaking – Picture description- describing locations in workplaces- Giving instruction to use the product- explaining uses and purposes- Presenting a product- describing shapes and sizes and weights- talking about quantities(large & small)-talking about precautions.

UNIT IV CLASSIFICATION AND RECOMMENDATIONS 6

Listening – Listening to TED Talks; Listening to lectures - and educational videos. Speaking – Small Talk; discussing and making plans-talking about tasks-talking about progress- talking about positions and directions of movement-talking about travel preparations- talking about transportation-

UNIT V EXPRESSION 6

Listening – Listening to debates/ discussions; different viewpoints on an issue; and panel discussions. Speaking –making predictions- talking about a given topic-giving opinions-understanding a website-describing processes

TOTAL : 30 PERIODS

LEARNING OUTCOMES:

At the end of the course, learners will be able

CO1:To listen to and comprehend general as well as complex academic information

CO2:To listen to and understand different points of view in a discussion

CO3:To speak fluently and accurately in formal and informal communicative contexts

CO4:To describe products and processes and explain their uses and purposes clearly and accurately

CO5:To express their opinions effectively in both formal and informal discussions

ASSESSMENT PATTERN

- One online / app based assessment to test listening /speaking
- End Semester **ONLY** listening and speaking will be conducted online.
- Proficiency certification is given on successful completion of listening and speaking internal test and end semester exam.

CO's-PO's & PSO's MAPPING

CO	PO												PSO		
	1	2	3	4	5	6	7	8	9	10	11	12	1	2	3
1	3	3	3	3	1	3	3	3	3	3	3	3	-	-	-
2	3	3	3	3	1	3	3	3	3	3	3	3	-	-	-
3	3	3	3	3	1	3	3	3	3	3	3	3	-	-	-
4	3	3	3	3	1	3	3	3	3	3	3	3	-	-	-
5	3	3	3	3	1	3	3	3	3	3	3	3	-	-	-
AVg.	3	3	3	3	1	3	3	3	3	3	3	3	-	-	-

1-low, 2-medium, 3-high, '-'- no correlation

Note: The average value of this course to be used for program articulation matrix.

COURSE OBJECTIVES :

- To engage learners in meaningful language activities to improve their reading and writing skills
- To learn various reading strategies and apply in comprehending documents in professional context.
- To help learners understand the purpose, audience, contexts of different types of writing
- To develop analytical thinking skills for problem solving in communicative contexts
- To demonstrate an understanding of job applications and interviews for internship and placements

UNIT I MAKING COMPARISONS 6

Reading - Reading advertisements, user manuals, brochures; Writing – Professional emails, Email etiquette - Compare and Contrast Essay; Grammar – Mixed Tenses, Prepositional phrases

UNIT II EXPRESSING CAUSAL RELATIONS IN SPEAKING AND WRITING 6

Reading - Reading longer technical texts– Cause and Effect Essays, and Letters / emails of complaint, Writing - Writing responses to complaints. Grammar - Active Passive Voice transformations, Infinitive and Gerunds

UNIT III PROBLEM SOLVING 6

Reading - Case Studies, excerpts from literary texts, news reports etc. Writing – Letter to the Editor, Checklists, Problem solution essay / Argumentative Essay. Grammar – Error correction; If conditional sentences

UNIT IV REPORTING OF EVENTS AND RESEARCH 6

Reading –Newspaper articles; Writing – Recommendations, Transcoding, Accident Report, Survey Report Grammar – Reported Speech, Modals Vocabulary – Conjunctions- use of prepositions

UNIT V THE ABILITY TO PUT IDEAS OR INFORMATION COGENTLY 6

Reading – Company profiles, Statement of Purpose, (SOP), an excerpt of interview with professionals; Writing – Job / Internship application – Cover letter & Resume; Grammar – Numerical adjectives, Relative Clauses.

TOTAL : 30 PERIODS**COURSE OUTCOMES:**

At the end of the course, learners will be able

CO1:To compare and contrast products and ideas in technical texts.

CO2:To identify and report cause and effects in events, industrial processes through technical texts

CO3:To analyse problems in order to arrive at feasible solutions and communicate them in the written format.

CO4:To present their ideas and opinions in a planned and logical manner

CO5:To draft effective resumes in the context of job search.

TEXT BOOKS :

1. English for Engineers & Technologists (2020 edition) Orient Blackswan Private Ltd. Department of English, Anna University.
2. English for Science & Technology Cambridge University Press 2021.
3. Authored by Dr. Veena Selvam, Dr. Sujatha Priyadarshini, Dr. Deepa Mary Francis, Dr. KN. Shoba, and Dr. Lourdes Joevani, Department of English, Anna University.

REFERENCE BOOKS:

1. Raman. Meenakshi, Sharma. Sangeeta (2019). Professional English. Oxford university press. New Delhi.
2. Improve Your Writing ed. V.N. Arora and Laxmi Chandra, Oxford Univ. Press, 2001, NewDelhi.
3. Learning to Communicate – Dr. V. Chellammal. Allied Publishers, New Delhi, 2003
4. Business Correspondence and Report Writing by Prof. R.C. Sharma & Krishna Mohan, Tata McGraw Hill & Co. Ltd., 2001, New Delhi.
5. Developing Communication Skills by Krishna Mohan, Meera Bannerji- Macmillan India Ltd. 1990, Delhi.

ASSESSMENT PATTERN

Two internal assessments and an end semester examination to test students' reading and writing skills along with their grammatical and lexical competence.

CO's-PO's & PSO's MAPPING

CO	PO1	PO2	PO3	PO4	PO5	PO6	PO7	PO8	PO9	PO10	PO11	PO12	PSO1	PSO2	PSO3
1	3	3	3	3	3	3	3	3	2	3	3	3	-	-	-
2	3	3	3	3	3	3	3	3	2	3	3	3	-	-	-
3	3	3	3	3	3	3	3	3	2	3	3	3	-	-	-
4	3	3	3	3	2	3	3	3	2	3	3	3	-	-	-
5	-	-	-	-	-	-	-	-	3	3	3	3	-	-	-
AVg.	3	3	3	3	2.75	3	3	3	2.2	3	3	3	-	-	-

1-low, 2-medium, 3-high, '-'- no correlation

Note: The average value of this course to be used for program articulation matrix.

MA3251

STATISTICS AND NUMERICAL METHODS

L T P C
3 1 0 4

COURSE OBJECTIVES:

- This course aims at providing the necessary basic concepts of a few statistical and numerical methods and give procedures for solving numerically different kinds of problems occurring in engineering and technology.
- To acquaint the knowledge of testing of hypothesis for small and large samples which plays an important role in real life problems.
- To introduce the basic concepts of solving algebraic and transcendental equations.
- To introduce the numerical techniques of interpolation in various intervals and numerical techniques of differentiation and integration which plays an important role in engineering and technology disciplines.
- To acquaint the knowledge of various techniques and methods of solving ordinary differential equations.

UNIT I TESTING OF HYPOTHESIS

9 + 3

Sampling distributions - Tests for single mean, proportion and difference of means (Large and small samples) – Tests for single variance and equality of variances – Chi square test for goodness of fit – Independence of attributes.

UNIT II DESIGN OF EXPERIMENTS

9 + 3

One way and two way classifications - Completely randomized design – Randomized block design – Latin square design - 2^2 factorial design.

UNIT III SOLUTION OF EQUATIONS AND EIGENVALUE PROBLEMS 9 + 3

Solution of algebraic and transcendental equations - Fixed point iteration method – Newton Raphson method- Solution of linear system of equations - Gauss elimination method – Pivoting - Gauss Jordan method – Iterative methods of Gauss Jacobi and Gauss Seidel - Eigenvalues of a matrix by Power method and Jacobi's method for symmetric matrices.

UNIT IV INTERPOLATION, NUMERICAL DIFFERENTIATION AND NUMERICAL INTEGRATION 9 +3

Lagrange's and Newton's divided difference interpolations – Newton's forward and backward difference interpolation – Approximation of derivatives using interpolation polynomials – Numerical single and double integrations using Trapezoidal and Simpson's 1/3 rules.

UNIT V NUMERICAL SOLUTION OF ORDINARY DIFFERENTIAL EQUATIONS 9 +3

Single step methods: Taylor's series method - Euler's method - Modified Euler's method - Fourth order Runge-Kutta method for solving first order differential equations - Multi step methods: Milne's and Adams - Bash forth predictor corrector methods for solving first order differential equations.

TOTAL: 60 PERIODS

COURSE OUTCOMES:

Upon successful completion of the course, students will be able to:

CO1:Apply the concept of testing of hypothesis for small and large samples in real life problems.

CO2:Apply the basic concepts of classifications of design of experiments in the field of agriculture.

CO3:Appreciate the numerical techniques of interpolation in various intervals and apply the numerical techniques of differentiation and integration for engineering problems.

CO4:Understand the knowledge of various techniques and methods for solving first and second order ordinary differential equations.

CO5:Solve the partial and ordinary differential equations with initial and boundary conditions by using certain techniques with engineering applications.

TEXT BOOKS:

1. Grewal, B.S., and Grewal, J.S., "Numerical Methods in Engineering and Science", Khanna Publishers, 10th Edition, New Delhi, 2015.
2. Johnson, R.A., Miller, I and Freund J., "Miller and Freund's Probability and Statistics for Engineers", Pearson Education, Asia, 8th Edition, 2015.

REFERENCES:

1. Burden, R.L and Faires, J.D, "Numerical Analysis", 9th Edition, Cengage Learning, 2016.
2. Devore. J.L., "Probability and Statistics for Engineering and the Sciences", Cengage Learning, New Delhi, 8th Edition, 2014.
3. Gerald. C.F. and Wheatley. P.O. "Applied Numerical Analysis" Pearson Education, Asia, New Delhi, 7th Edition, 2007.
4. Gupta S.C. and Kapoor V. K., "Fundamentals of Mathematical Statistics", Sultan Chand & Sons, New Delhi, 12th Edition, 2020.
5. Spiegel. M.R., Schiller. J. and Srinivasan. R.A., "Schaum's Outlines on Probability and Statistics ", Tata McGraw Hill Edition, 4th Edition, 2012.
6. Walpole. R.E., Myers. R.H., Myers. S.L. and Ye. K., "Probability and Statistics for Engineers and Scientists", 9th Edition, Pearson Education, Asia, 2010.

CO's-PO's & PSO's MAPPING

CO	PO1	PO2	PO3	PO4	PO5	PO6	PO7	PO8	PO9	PO10	PO11	PO12	PSO1	PSO2	PSO3
CO1	3	3	1	1	1	0	0	0	2	0	2	3	-	-	-
CO2	3	3	1	1	1	0	0	0	2	0	2	3	-	-	-
CO3	3	3	1	1	1	0	0	0	2	0	2	3	-	-	-
CO4	3	3	1	1	1	0	0	0	2	0	2	3	-	-	-
CO5	3	3	1	1	1	0	0	0	2	0	2	3	-	-	-
Avg	3	3	1	1	1	0	0	0	2	0	2	3	-	-	-

1 - low, 2 - medium, 3 - high, '-' - no correlation

PH3254

PHYSICS FOR ELECTRONICS ENGINEERING

L T P C

3 0 0 3

COURSE OBJECTIVES:

- To make the students to understand the basics of crystallography and its importance in studying materials properties.
- To understand the electrical properties of materials including free electron theory, applications of quantum mechanics and magnetic materials.
- To instil knowledge on physics of semiconductors, determination of charge carriers and device applications
- To establish a sound grasp of knowledge on different optical properties of materials, optical displays and applications
- To inculcate an idea of significance of nano structures, quantum confinement and ensuing nano device applications.

UNIT I CRYSTALLOGRAPHY

9

Crystal structures: Crystal lattice – basis - unit cell and lattice parameters – crystal systems and Bravais lattices – Structure and packing fractions of SC, BCC, FCC, diamond cubic, NaCl, ZnS structures – crystal planes, directions and Miller indices – distance between successive planes – linear and planar densities – crystalline and noncrystalline materials – Example use of Miller indices: wafer surface orientation – wafer flats and notches – pattern alignment - imperfections in crystals.

UNIT II ELECTRICAL AND MAGNETIC PROPERTIES OF MATERIALS

9

Classical free electron theory - Expression for electrical conductivity – Thermal conductivity, expression - Quantum free electron theory : Tunneling – degenerate states – Fermi- Dirac statistics – Density of energy states – Electron in periodic potential – Energy bands in solids – tight binding approximation - Electron effective mass – concept of hole. Magnetic materials: Dia, para and ferromagnetic effects – paramagnetism in the conduction electrons in metals – exchange interaction and ferromagnetism – quantum interference devices – GMR devices.

UNIT III SEMICONDUCTORS AND TRANSPORT PHYSICS

9

Intrinsic Semiconductors – Energy band diagram – direct and indirect band gap semiconductors – Carrier concentration in intrinsic semiconductors – extrinsic semiconductors - Carrier concentration in N-type & P-type semiconductors – Variation of carrier concentration with temperature – Carrier transport in Semiconductors: Drift, mobility and diffusion – Hall effect and devices – Ohmic contacts – Schottky diode.

UNIT IV OPTICAL PROPERTIES OF MATERIALS**9**

Classification of optical materials – Optical processes in semiconductors: optical absorption and emission, charge injection and recombination, optical absorption, loss and gain. Optical processes in quantum wells – Optoelectronic devices: light detectors and solar cells – light emitting diode – laser diode - optical processes in organic semiconductor devices –excitonic state – Electro-optics and nonlinear optics: Modulators and switching devices – plasmonics.

UNIT V NANO DEVICES**9**

Density of states for solids - Significance between Fermi energy and volume of the material – Quantum confinement – Quantum structures – Density of states for quantum wells, wires and dots – Band gap of nanomaterials – Tunneling – Single electron phenomena – Single electron Transistor. Conductivity of metallic nanowires – Ballistic transport – Quantum resistance and conductance – Carbon nanotubes: Properties and applications - Spintronic devices and applications – Optics in quantum structures – quantum well laser.

TOTAL: 45 PERIODS**COURSE OUTCOMES:**

At the end of the course, the students should be able to

- CO1:** know basics of crystallography and its importance for varied materials properties
- CO2:** gain knowledge on the electrical and magnetic properties of materials and their applications
- CO3:** understand clearly of semiconductor physics and functioning of semiconductor devices
- CO4:** understand the optical properties of materials and working principles of various optical devices
- CO5:** appreciate the importance of nanotechnology and nanodevices.

TEXT BOOKS:

1. S.O. Kasap. Principles of Electronic Materials and Devices, McGraw Hill Education (Indian Edition), 2020.
2. R.F.Pierret. Semiconductor Device Fundamentals. Pearson (Indian Edition), 2006.
3. G.W.Hanson. Fundamentals of Nanoelectronics. Pearson Education (Indian Edition), 2009.

REFERENCES:

1. Laszlo Solymar, Walsh, Donald, Syms and Richard R.A., Electrical Properties of Materials, Oxford Univ. Press (Indian Edition) 2015.
2. Jasprit Singh, Semiconductor Optoelectronics: Physics and Technology, McGraw-Hill Education (Indian Edition), 2019.
3. Charles Kittel, Introduction to Solid State Physics, Wiley India Edition, 2019.
4. Mark Fox, Optical Properties of Solids, Oxford Univ.Press, 2001.
5. N.Gershenfeld. The Physics of Information Technology. Cambridge University Press, 2011.

CO's-PO's & PSO's MAPPING

CO	PO1	PO2	PO3	PO4	PO5	PO6	PO7	PO8	PO9	PO10	PO11	PO12	PSO1	PSO2	PSO3
1	3	-	1	-	-	-	-	-	-	-	-	-	-	-	-
2	3	2	1	2	-	2	-	-	-	-	-	-	-	-	-
3	3	2	2	-	2	-	-	-	-	-	-	-	-	-	-
4	3	-	1	-	3	2	3	-	-	-	-	1	-	-	-
5	3	-	2	1	-	2	-	-	-	-	-	1	-	-	-
AVG	3	2	1.4	1.5	2.5	2	3					1			

1 - low, 2 - medium, 3 - high, '-' - no correlation

COURSE OBJECTIVES :

- To impart knowledge in types, construction and working of transformers
- To impart knowledge in types, construction and working of DC machines
- To impart knowledge in types, construction and working of AC rotating machines
- To introduce the functional elements and working of measuring instruments.
- To introduce the basics of power system and protection schemes

UNIT I TRANSFORMER**9**

Introduction - Ideal and Practical Transformer – Phasor diagram-- Per Unit System – Equivalent circuit- Testing- Efficiency and Voltage Regulation– Three Phase Transformers –Applications- Auto Transformers, Advantages- Harmonics.

UNIT II DC MACHINES**9**

Introduction – Constructional Features– Motor and Generator mode - EMF and Torque equation – Circuit Model – Methods of Excitation- Characteristics – Starting and Speed Control – Universal Motor- Stepper Motors – Brushless DC Motors- Applications

UNIT III AC ROTATING MACHINES**9**

Principle of operation of three-phase induction motors – Construction –Types – Equivalent circuit, Speed Control - Single phase Induction motors -Construction– Types–starting methods. Alternator: Working principle–Equation of induced EMF – Voltage regulation, Synchronous motors- working principle-starting methods – Torque equation.

UNIT IV MEASUREMENTS AND INSTRUMENTATION**9**

Functional elements of an instrument , Standards and calibration, Operating Principle , types - Moving Coil and Moving Iron meters, Measurement of three phase power, Energy Meter, Instrument Transformers-CT and PT,DSO- Block diagram- Data acquisition.

UNIT V BASICS OF POWER SYSTEMS**9**

Power system structure -Generation , Transmission and distribution , Various voltage levels, Earthing – methods of earthing, protective devices- switch fuse unit- Miniature circuit breaker- moulded case circuit breaker- earth leakage circuit breaker, safety precautions and First Aid

TOTAL: 45 PERIODS**COURSE OUTCOMES :**

After completing this course, the students will be able to

- CO1:** Explain the working principle of electrical machines
- CO2:** Analyze the output characterizes of electrical machines
- CO3:** Choose the appropriate electrical machines for various applications
- CO4:** Explain the types and operating principles of measuring instruments
- CO5:** Explain the basic power system structure and protection schemes

TEXT BOOKS:

1. Kothari DP and I.J Nagrath, “Basic Electrical and Electronics Engineering”, Second Edition, McGraw Hill Education, 2020
2. S. K, Bhattacharya, “Basic Electrical and Electronics Engineering”, Second Edition, Pearson Education, 2017.
3. A.K. Sawhney, Puneet Sawhney ‘A Course in Electrical & Electronic Measurements &

Instrumentation', Dhanpat Rai and Co, New Delhi, 2015.

- C.L.Wadhwa, "Generation, Distribution and Utilisation of Electrical Energy", New Age International pvt.ltd.,2003

REFERENCES:

- Kothari DP and I.J Nagrath, "Basic Electrical Engineering", Fourth Edition, McGraw Hill Education, 2019
- Mahmood Nahvi and Joseph A. Edminister, "Electric Circuits", Schaum' Outline Series, McGraw Hill, 2002.
- H.S. Kalsi, 'Electronic Instrumentation', Tata McGraw-Hill, New Delhi, 2010

CO's-PO's & PSO's MAPPING

CO	PO1	PO2	PO3	PO4	PO5	PO6	PO7	PO8	PO9	PO10	PO11	PO12	PSO1	PSO2	PSO3
1	2	1	1	-	-	-	-	1	-	-	-	-	-	-	-
2	2	1	1	-	-	-	-	1	-	-	-	-	-	-	-
3	2	1	1	-	-	-	-	1	-	-	-	-	-	-	-
4	2	1	1	-	-	-	-	1	-	-	-	-	-	-	-
5	2	1	1	-	-	-	-	1	-	-	-	-	-	-	-
CO	2	1	1	-	-	-	-	1	-	-	-	-	-	-	-

1 - low, 2 - medium, 3 - high, '-' - no correlation

GE3251

ENGINEERING GRAPHICS

L T P C

2 0 4 4

COURSE OBJECTIVES:

The main learning objective of this course is to prepare the students for:

- Drawing engineering curves.
- Drawing freehand sketch of simple objects.
- Drawing orthographic projection of solids and section of solids.
- Drawing development of solids
- Drawing isometric and perspective projections of simple solids.

CONCEPTS AND CONVENTIONS (Not for Examination)

Importance of graphics in engineering applications — Use of drafting instruments — BIS conventions and specifications — Size, layout and folding of drawing sheets — Lettering and dimensioning.

UNIT I PLANE CURVES

6+12

Basic Geometrical constructions, Curves used in engineering practices: Conics — Construction of ellipse, parabola and hyperbola by eccentricity method — Construction of cycloid — construction of involutes of square and circle — Drawing of tangents and normal to the above curves.

UNIT II PROJECTION OF POINTS, LINES AND PLANE SURFACE

6+12

Orthographic projection - principles - Principal planes-First angle projection-projection of points. Projection of straight lines (only First angle projections) inclined to both the principal planes - Determination of true lengths and true inclinations by rotating line method and traces. Projection of planes (polygonal and circular surfaces) inclined to both the principal planes by rotating object method.

UNIT III PROJECTION OF SOLIDS AND FREEHAND SKETCHING**6+12**

Projection of simple solids like prisms, pyramids, cylinder, cone and truncated solids when the axis is inclined to one of the principal planes and parallel to the other by rotating object method. Visualization concepts and Free Hand sketching: Visualization principles —Representation of Three Dimensional objects — Layout of views- Freehand sketching of multiple views from pictorial views of objects.

Practicing three dimensional modeling of simple objects by CAD Software (Not for examination)

UNIT IV PROJECTION OF SECTIONED SOLIDS AND DEVELOPMENT OF SURFACES**6 +12**

Sectioning of above solids in simple vertical position when the cutting plane is inclined to the one of the principal planes and perpendicular to the other — obtaining true shape of section. Development of lateral surfaces of simple and sectioned solids — Prisms, pyramids cylinders and cones.

Practicing three dimensional modeling of simple objects by CAD Software (Not for examination)

UNIT V ISOMETRIC AND PERSPECTIVE PROJECTIONS**6+12**

Principles of isometric projection — isometric scale —Isometric projections of simple solids and truncated solids - Prisms, pyramids, cylinders, cones- combination of two solid objects in simple vertical positions - Perspective projection of simple solids-Prisms, pyramids and cylinders by visual ray method.

Practicing three dimensional modeling of isometric projection of simple objects by CAD Software (Not for examination)

TOTAL: (L=30+P=60) 90 PERIODS**COURSE OUTCOMES:**

On successful completion of this course, the student will be able to

CO1:Use BIS conventions and specifications for engineering drawing.

CO2:Construct the conic curves, involutes and cycloid.

CO3:Solve practical problems involving projection of lines.

CO4:Draw the orthographic, isometric and perspective projections of simple solids.

CO5:Draw the development of simple solids.

TEXT BOOKS:

1. Bhatt N.D. and Panchal V.M., "Engineering Drawing", Charotar Publishing House, 53rd Edition, 2019.
2. Natrajan K.V., "A Text Book of Engineering Graphics", Dhanalakshmi Publishers, Chennai, 2018.
3. Parthasarathy, N. S. and Vela Murali, "Engineering Drawing", Oxford University Press, 2015

REFERENCES:

1. Basant Agarwal and Agarwal C.M., "Engineering Drawing", McGraw Hill, 2nd Edition, 2019.
2. Gopalakrishna K.R., "Engineering Drawing" (Vol. I&II combined), Subhas Publications, Bangalore, 27th Edition, 2017.
3. Luzzader, Warren.J. and Duff, John M., "Fundamentals of Engineering Drawing with an introduction to Interactive Computer Graphics for Design and Production, Eastern Economy Edition, Prentice Hall of India Pvt. Ltd, New Delhi, 2005.
4. Parthasarathy N. S. and Vela Murali, "Engineering Graphics", Oxford University, Press, New Delhi, 2015.
5. Shah M.B., and Rana B.C., "Engineering Drawing", Pearson Education India, 2nd Edition, 2009.
6. Venugopal K. and Prabhu Raja V., "Engineering Graphics", New Age International (P) Limited, 2008.

Publication of Bureau of Indian Standards:

1. IS 10711 — 2001: Technical products Documentation — Size and lay out of drawing sheets.
2. IS 9609 (Parts 0 & 1) — 2001: Technical products Documentation — Lettering.
3. IS 10714 (Part 20) — 2001 & SP 46 — 2003: Lines for technical drawings.
4. IS 11669 — 1986 & SP 46 — 2003: Dimensioning of Technical Drawings.
5. IS 15021 (Parts 1 to 4) — 2001: Technical drawings — Projection Methods.

Special points applicable to University Examinations on Engineering Graphics:

1. There will be five questions, each of either or type covering all units of the syllabus.
2. All questions will carry equal marks of 20 each making a total of 100.
3. The answer paper shall consist of drawing sheets of A3 size only. The students will be permitted to use appropriate scale to fit solution within A3 size.
4. The examination will be conducted in appropriate sessions on the same day

CO's-PO's & PSO's MAPPING

CO	PO1	PO2	PO3	PO4	PO5	PO6	PO7	PO8	PO9	PO10	PO11	PO12	PSO1	PSO2	PSO3
1	3	1	2	-	2	-	-	-	-	3	-	2	2	2	-
2	3	1	2	-	2	-	-	-	-	3	-	2	2	2	-
3	3	1	2	-	2	-	-	-	-	3	-	2	2	2	-
4	3	1	2	-	2	-	-	-	-	3	-	2	2	2	-
5	3	1	2	-	2	-	-	-	-	3	-	2	2	2	-
CO	3	1	2	-	2	-	-	-	-	3	-	2	2	2	-

1 - low, 2 - medium, 3 - high, '-' - no correlation

EC3251

CIRCUIT ANALYSIS

L T P C
3 1 0 4

COURSE OBJECTIVES:

- To learn the basic concepts and behaviour of DC and AC circuits.
- To understand various methods of circuit/ network analysis using network theorems.
- To understand the transient and steady state response of the circuits subjected to DC excitations and AC with sinusoidal excitations.
- To learn the concept of coupling in circuits and topologies.

UNIT I DC CIRCUIT ANALYSIS

12

Basic Components of electric Circuits, Charge, current, Voltage and Power, Voltage and Current Sources, Ohms Law, Kirchoff's Current Law, Kirchoff's voltage law, The single Node – Pair Circuit, series and Parallel Connected Independent Sources, Resistors in Series and Parallel, voltage and current division, Nodal analysis, Mesh analysis.

UNIT II NETWORK THEOREM AND DUALITY

12

Useful Circuit Analysis techniques - Linearity and superposition, Thevenin and Norton Equivalent Circuits, Maximum Power Transfer, Delta-Wye Conversion. Duals, Dual circuits. Analysis using dependent current sources and voltage sources

UNIT III SINUSOIDAL STEADY STATE ANALYSIS

12

Sinusoidal Steady – State analysis , Characteristics of Sinusoids, The Complex Forcing Function, The Phasor, Phasor relationship for R, L, and C, impedance and Admittance, Nodal and Mesh Analysis, Phasor Diagrams, AC Circuit Power Analysis, Instantaneous Power, Average Power, apparent Power and Power Factor, Complex Power.

UNIT IV TRANSIENTS AND RESONANCE IN RLC CIRCUITS**12**

Basic RL and RC Circuits, The Source- Free RL Circuit, The Source-Free RC Circuit, The Unit-Step Function, Driven RL Circuits, Driven RC Circuits, RLC Circuits, Frequency Response, Parallel Resonance, Series Resonance, Quality Factor.

UNIT V COUPLED CIRCUITS AND TOPOLOGY**12**

Magnetically Coupled Circuits, mutual Inductance, the Linear Transformer, the Ideal Transformer, An introduction to Network Topology, Trees and General Nodal analysis, Links and Loop analysis.

SUGGESTED ACTIVITIES:

- Practice solving variety of problems

COURSE OUTCOMES

On successful completion of this course, the student will be able to

CO1: Apply the basic concepts of circuit analysis such as Kirchoff's laws, mesh current and node voltage method for analysis of DC and AC circuits.

CO2: Apply suitable network theorems and analyze AC and DC circuits

CO3: Analyze steady state response of any R, L and C circuits

CO4: Analyze the transient response for any RC, RL and RLC circuits and frequency response of parallel and series resonance circuits.

CO5: Analyze the coupled circuits and network topologies

TOTAL: 60 PERIODS**TEXT BOOKS:**

1. Hayt Jack Kemmerly, Steven Durbin, "Engineering Circuit Analysis", Mc Graw Hill education, 9th Edition, 2018.
2. Charles K. Alexander & Mathew N.O.Sadiku, "Fundamentals of Electric Circuits", Mc Graw-Hill, 2nd Edition, 2003.
3. Joseph Edminister and Mahmood Nahvi, —Electric Circuits, Schaum's Outline Series, Tata McGraw Hill Publishing Company, New Delhi, Fifth Edition Reprint 2016.

REFERENCES:

1. Robert.L. Boylestead, "Introductory Circuit Analysis", Pearson Education India, 12th Edition, 2014. David Bell, "Fundamentals of Electric Circuits", Oxford University press, 7th Edition, 2009.
2. John O Mallay, Schaum's Outlines "Basic Circuit Analysis", The Mc Graw Hill companies, 2nd Edition, 2011
3. Allan H.Robbins, Wilhelm C.Miller, "Circuit Analysis Theory and Practice", Cengage Learning, Fifth Edition, 1st Indian Reprint 2013

CO's-PO's & PSO's MAPPING

CO	PO1	PO2	PO3	PO4	PO5	PO6	PO7	PO8	PO9	PO10	PO11	PO12	PSO1	PSO2	PSO3
1	3	2	1	1	-	-	-	1		1	-	-	-	-	-
2	3	3	2	2	-	-	-	1		1	-	-	-	-	-
3	3	3	3	3	-	-	-	1		1	-	-	-	-	-
4	3	3	3	3	-	-	-	1		1	-	-	-	-	-
5	3	3	3	2	-	-	-	1		1	-	-	-	-	-
CO	3	3	3	2	-	-	-	1		1	-	-	-	-	-

1 - low, 2 - medium, 3 - high, '-' - no correlation

UNIT I WEAVING AND CERAMIC TECHNOLOGY**3**

Weaving Industry during Sangam Age – Ceramic technology – Black and Red Ware Potteries (BRW) – Graffiti on Potteries.

UNIT II DESIGN AND CONSTRUCTION TECHNOLOGY**3**

Designing and Structural construction House & Designs in household materials during Sangam Age - Building materials and Hero stones of Sangam age – Details of Stage Constructions in Silappathikaram - Sculptures and Temples of Mamallapuram - Great Temples of Cholas and other worship places - Temples of Nayaka Period - Type study (Madurai Meenakshi Temple)- Thirumalai Nayakar Mahal - Chetti Nadu Houses, Indo - Saracenic architecture at Madras during British Period.

UNIT III MANUFACTURING TECHNOLOGY**3**

Art of Ship Building - Metallurgical studies - Iron industry - Iron smelting, steel -Copper and gold-Coins as source of history - Minting of Coins – Beads making-industries Stone beads -Glass beads - Terracotta beads -Shell beads/ bone beats - Archeological evidences - Gem stone types described in Silappathikaram.

UNIT IV AGRICULTURE AND IRRIGATION TECHNOLOGY**3**

Dam, Tank, ponds, Sluice, Significance of Kumizhi Thoompu of Chola Period, Animal Husbandry - Wells designed for cattle use - Agriculture and Agro Processing - Knowledge of Sea - Fisheries – Pearl - Conche diving - Ancient Knowledge of Ocean - Knowledge Specific Society.

UNIT V SCIENTIFIC TAMIL & TAMIL COMPUTING**3**

Development of Scientific Tamil - Tamil computing – Digitalization of Tamil Books – Development of Tamil Software – Tamil Virtual Academy – Tamil Digital Library – Online Tamil Dictionaries – Sorkuvai Project.

TOTAL : 15 PERIODS**TEXT-CUM-REFERENCE BOOKS**

1. தமிழக வரலாறு – மக்களும் பண்பாடும் – கே.கே. பிள்ளை (வெளியீடு: தமிழ்நாடு பாடநூல் மற்றும் கல்வியியல் பணிகள் கழகம்).
2. கணினித் தமிழ் – முனைவர் இல. சுந்தரம். (விகடன் பிரசுரம்).
3. கீழடி – வைகை நதிக்கரையில் சங்ககால நகர நாகரிகம் (தொல்லியல் துறை வெளியீடு)
4. பொருளை – ஆற்றங்கரை நாகரிகம். (தொல்லியல் துறை வெளியீடு)
5. Social Life of Tamils (Dr.K.K.Pillay) A joint publication of TNTB & ESC and RMRL – (in print)
6. Social Life of the Tamils - The Classical Period (Dr.S.Singaravelu) (Published by: International Institute of Tamil Studies).
7. Historical Heritage of the Tamils (Dr.S.V.Subatamanian, Dr.K.D. Thirunavukkarasu) (Published by: International Institute of Tamil Studies).
8. The Contributions of the Tamils to Indian Culture (Dr.M.Valarmathi) (Published by: International Institute of Tamil Studies.)
9. Keeladi - 'Sangam City Civilization on the banks of river Vaigai' (Jointly Published by: Department of Archaeology & Tamil Nadu Text Book and Educational Services Corporation,

Tamil Nadu)

10. Studies in the History of India with Special Reference to Tamil Nadu (Dr.K.K.Pillay) (Publishedby: The Author)
11. Porunai Civilization (Jointly Published by: Department of Archaeology & Tamil Nadu Text Bookand Educational Services Corporation, Tamil Nadu)
12. Journey of Civilization Indus to Vaigai (R.Balakrishnan) (Published by: RMRL) – Reference Book.

GE3252

தமிழரும் தொழில்நுட்பமும்

L T P C
1 0 0 1

அலகு I நெசவு மற்றும் பானைத் தொழில்நுட்பம்: 3
சங்க காலத்தில் நெசவுத் தொழில் – பானைத் தொழில்நுட்பம் - கருப்பு சிவப்பு பாண்டங்கள் – பாண்டங்களில் கீறல் குறியீடுகள்.

அலகு II வடிவமைப்பு மற்றும் கட்டிடத் தொழில்நுட்பம்: 3
சங்க காலத்தில் வடிவமைப்பு மற்றும் கட்டுமானங்கள் & சங்க காலத்தில் வீட்டுப் பொருட்களில் வடிவமைப்பு- சங்க காலத்தில் கட்டுமான பொருட்களும் நடுகல்லும் – சிலப்பதிகாரத்தில் மேடை அமைப்பு பற்றிய விவரங்கள் - மாமல்லபுரச் சிற்பங்களும், கோவில்களும் – சோழர் காலத்துப் பெருங்கோயில்கள் மற்றும் பிற வழிபாட்டுத் தலங்கள் – நாயக்கர் காலக் கோயில்கள் - மாதிரி கட்டமைப்புகள் பற்றி அறிதல், மதுரை மீனாட்சி அம்மன் ஆலயம் மற்றும் திருமலை நாயக்கர் மஹால் – செட்டிநாட்டு வீடுகள் – பிரிட்டிஷ் காலத்தில் சென்னையில் இந்தோ-சாரோசெனிக் கட்டிடக் கலை.

அலகு III உற்பத்தித் தொழில் நுட்பம்: 3
கப்பல் கட்டும் கலை – உலோகவியல் – இரும்புத் தொழிற்சாலை – இரும்பை உருக்குதல், எஃகு – வரலாற்றுச் சான்றுகளாக செம்பு மற்றும் தங்க நாணயங்கள் – நாணயங்கள் அச்சடித்தல் – மணி உருவாக்கும் தொழிற்சாலைகள் – கல்மணிகள், கண்ணாடி மணிகள் – சுடுமண் மணிகள் – சங்கு மணிகள் – எலும்புத்துண்டுகள் – தொல்லியல் சான்றுகள் – சிலப்பதிகாரத்தில் மணிகளின் வகைகள்.

அலகு IV வேளாண்மை மற்றும் நீர்ப்பாசனத் தொழில் நுட்பம்: 3
அணை, ஏரி, குளங்கள், மதகு – சோழர்காலக் குழுவித் தூம்பின் முக்கியத்துவம் – கால்நடை பராமரிப்பு – கால்நடைகளுக்காக வடிவமைக்கப்பட்ட கிணறுகள் – வேளாண்மை மற்றும் வேளாண்மைச் சார்ந்த செயல்பாடுகள் – கடல்சார் அறிவு – மீன்வளம் – முத்து மற்றும் முத்துக்குளித்தல் – பெருங்கடல் குறித்த பண்டைய அறிவு – அறிவுசார் சமூகம்.

அலகு V அறிவியல் தமிழ் மற்றும் கணித்தமிழ்: 3
அறிவியல் தமிழின் வளர்ச்சி –கணித்தமிழ் வளர்ச்சி - தமிழ் நூல்களை மின்பதிப்பு செய்தல் – தமிழ் மென்பொருட்கள் உருவாக்கம் – தமிழ் இணையக் கல்விக்கழகம் – தமிழ் மின் நூலகம் – இணையத்தில் தமிழ் அகராதிகள் – சொற்குவைத் திட்டம்.

TOTAL : 15 PERIODS

TEXT-CUM-REFERENCE BOOKS

1. தமிழக வரலாறு – மக்களும் பண்பாடும் – கே.கே. பிள்ளை (வெளியீடு: தமிழ்நாடு பாடநூல் மற்றும் கல்வியியல் பணிகள் கழகம்).
2. கணினித் தமிழ் – முனைவர் இல. சுந்தரம். (விகடன் பிரசுரம்).
3. கீழடி – வைகை நதிக்கரையில் சங்ககால நகர நாகரிகம் (தொல்லியல் துறை வெளியீடு)
4. பொருதை – ஆற்றங்கரை நாகரிகம். (தொல்லியல் துறை வெளியீடு)
5. Social Life of Tamils (Dr.K.K.Pillay) A joint publication of TNTB & ESC and RMRL – (in print)
6. Social Life of the Tamils - The Classical Period (Dr.S.Singaravelu) (Published by: International Institute of Tamil Studies.
7. Historical Heritage of the Tamils (Dr.S.V.Subatamanian, Dr.K.D. Thirunavukkarasu) (Published by: International Institute of Tamil Studies).
8. The Contributions of the Tamils to Indian Culture (Dr.M.Valarmathi) (Published by: International Institute of Tamil Studies.)
9. Keeladi - 'Sangam City Civilization on the banks of river Vaigai' (Jointly Published by: Department of Archaeology & Tamil Nadu Text Book and Educational Services Corporation, Tamil Nadu)
10. Studies in the History of India with Special Reference to Tamil Nadu (Dr.K.K.Pillay) (Publishedby: The Author)
11. Porunai Civilization (Jointly Published by: Department of Archaeology & Tamil Nadu Text Bookand Educational Services Corporation, Tamil Nadu)
12. Journey of Civilization Indus to Vaigai (R.Balakrishnan) (Published by: RMRL) – Reference Book.

PROGRESS THROUGH KNOWLEDGE

NX3251

NCC Credit Course Level 1*
(ARMY WING)

NCC Credit Course Level 1

L T P C
2 0 0 2

NCC GENERAL**6**

NCC 1 Aims, Objectives & Organization of NCC

1

NCC 2 Incentives

2

NCC 3 Duties of NCC Cadet

1

NCC 4 NCC Camps: Types & Conduct

2

NATIONAL INTEGRATION AND AWARENESS**4**

NI 1 National Integration: Importance & Necessity

1

NI 2 Factors Affecting National Integration

1

NI 3 Unity in Diversity & Role of NCC in Nation Building

1

NI 4 Threats to National Security

1

PERSONALITY DEVELOPMENT**7**

PD 1 Self-Awareness, Empathy, Critical & Creative Thinking, Decision Making and Problem Solving

2

PD 2 Communication Skills

3

PD 3 Group Discussion: Stress & Emotions

2

LEADERSHIP**5**

L 1 Leadership Capsule: Traits, Indicators, Motivation, Moral Values, Honour Code

3

L 2 Case Studies: Shivaji, Jhasi Ki Rani

2

SOCIAL SERVICE AND COMMUNITY DEVELOPMENT**8**

SS 1 Basics, Rural Development Programmes, NGOs, Contribution of Youth

3

SS 4 Protection of Children and Women Safety

1

SS 5 Road / Rail Travel Safety

1

SS 6 New Initiatives

2

SS 7 Cyber and Mobile Security Awareness

1

TOTAL: 30 PERIODS

NCC Credit Course Level - I		L	T	P	C
		2	0	0	2
NCC GENERAL					6
NCC 1	Aims, Objectives & Organization of NCC				1
NCC 2	Incentives				2
NCC 3	Duties of NCC Cadet				1
NCC 4	NCC Camps: Types & Conduct				2
NATIONAL INTEGRATION AND AWARENESS					4
NI 1	National Integration: Importance & Necessity				1
NI 2	Factors Affecting National Integration				1
NI 3	Unity in Diversity & Role of NCC in Nation Building				1
NI 4	Threats to National Security				1
PERSONALITY DEVELOPMENT					7
PD 1	Self-Awareness, Empathy, Critical & Creative Thinking, Decision Making and Problem Solving				2
PD 2	Communication Skills				3
PD 3	Group Discussion: Stress & Emotions				2
LEADERSHIP					5
L 1	Leadership Capsule: Traits, Indicators, Motivation, Moral Values, Honour Code				3
L 2	Case Studies: Shivaji, Jhansi Ki Rani				2
SOCIAL SERVICE AND COMMUNITY DEVELOPMENT					8
SS 1	Basics, Rural Development Programmes, NGOs, Contribution of Youth				3
SS 4	Protection of Children and Women Safety				1
SS 5	Road / Rail Travel Safety				1
SS 6	New Initiatives				2
SS 7	Cyber and Mobile Security Awareness				1

TOTAL : 30 PERIODS

NX3253

**NCC Credit Course Level 1*
(AIR FORCE WING)**

NCC Credit Course Level - I

L T P C
2 0 0 2

NCC GENERAL

6

NCC 1	Aims, Objectives & Organization of NCC	1
NCC 2	Incentives	2
NCC 3	Duties of NCC Cadet	1
NCC 4	NCC Camps: Types & Conduct	2

NATIONAL INTEGRATION AND AWARENESS

4

NI 1	National Integration: Importance & Necessity	1
NI 2	Factors Affecting National Integration	1
NI 3	Unity in Diversity & Role of NCC in Nation Building	1
NI 4	Threats to National Security	1

PERSONALITY DEVELOPMENT

7

PD 1	Self-Awareness, Empathy, Critical & Creative Thinking, Decision Making and Problem Solving	2
PD 2	Communication Skills	3
PD 3	Group Discussion: Stress & Emotions	2

LEADERSHIP

5

L 1	Leadership Capsule: Traits, Indicators, Motivation, Moral Values, Honour Code	3
L 2	Case Studies: Shivaji, Jhansi Ki Rani	2

SOCIAL SERVICE AND COMMUNITY DEVELOPMENT

8

SS 1	Basics, Rural Development Programmes, NGOs, Contribution of Youth	3
SS 4	Protection of Children and Women Safety	1
SS 5	Road / Rail Travel Safety	1
SS 6	New Initiatives	2
SS 7	Cyber and Mobile Security Awareness	1

TOTAL : 30 PERIODS

COURSE OBJECTIVES:

The main learning objective of this course is to provide hands on training to the students in:

- Drawing pipe line plan; laying and connecting various pipe fittings used in common household plumbing work; Sawing; planing; making joints in wood materials used in commonhousehold wood work.
- Wiring various electrical joints in common household electrical wire work.
- Welding various joints in steel plates using arc welding work; Machining various simple processes like turning, drilling, tapping in parts; Assembling simple mechanical assembly of common household equipments; Making a tray out of metal sheet using sheet metal work.
- Soldering and testing simple electronic circuits; Assembling and testing simple electronic components on PCB.

GROUP – A (CIVIL & ELECTRICAL)**PART I****CIVIL ENGINEERING PRACTICES****15****PLUMBING WORK:**

- a) Connecting various basic pipe fittings like valves, taps, coupling, unions, reducers, elbows and other components which are commonly used in household.
- b) Preparing plumbing line sketches.
- c) Laying pipe connection to the suction side of a pump
- d) Laying pipe connection to the delivery side of a pump.
- e) Connecting pipes of different materials: Metal, plastic and flexible pipes used inhousehold appliances.

WOOD WORK:

- a) Sawing,
- b) Planing and
- c) Making joints like T-Joint, Mortise joint and Tenon joint and Dovetail joint.

Wood Work Study:

- a) Studying joints in door panels and wooden furniture
- b) Studying common industrial trusses using models.

PART II**ELECTRICAL ENGINEERING PRACTICES****15**

- a) Introduction to switches, fuses, indicators and lamps - Basic switch board wiring with lamp, fan and three pin socket
- b) Staircase wiring
- c) Fluorescent Lamp wiring with introduction to CFL and LED types.
- d) Energy meter wiring and related calculations/ calibration
- e) Study of Iron Box wiring and assembly
- f) Study of Fan Regulator (Resistor type and Electronic type using Diac/Triac/quadrac)
- g) Study of emergency lamp wiring/Water heater

GROUP – B (MECHANICAL AND ELECTRONICS)

PART III MECHANICAL ENGINEERING PRACTICES

15

WELDING WORK:

- a) Welding of Butt Joints, Lap Joints, and Tee Joints using arc welding.
- b) Practicing gas welding.

BASIC MACHINING WORK:

- a) (simple)Turning.
- b) (simple)Drilling.
- c) (simple)Tapping.

ASSEMBLY WORK:

- a) Assembling a centrifugal pump.
- b) Assembling a household mixer.
- c) Assembling an airconditioner.

SHEET METAL WORK:

- a) Making of a square tray

FOUNDRY WORK:

- a) Demonstrating basic foundry operations.

PART IV ELECTRONIC ENGINEERING PRACTICES

15

SOLDERING WORK:

- a) Soldering simple electronic circuits and checking continuity.

ELECTRONIC ASSEMBLY AND TESTING WORK:

- a) Assembling and testing electronic components on a small PCB.

ELECTRONIC EQUIPMENT STUDY:

- a) Study an elements of smart phone..
- b) Assembly and dismantle of LED TV.
- c) Assembly and dismantle of computer/ laptop

TOTAL: 60 PERIODS

COURSE OUTCOMES:

Upon completion of this course, the students will be able to:

CO1:Draw pipe line plan; lay and connect various pipe fittings used in common household plumbing work; Saw; plan; make joints in wood materials used in common household wood work.

CO2:Wire various electrical joints in common household electrical wire work.

CO3:Weld various joints in steel plates using arc welding work; Machine various simple processes like turning, drilling, tapping in parts; Assemble simple mechanical assembly of common household equipments; Make a tray out of metal sheet using sheet metal work.

CO4:Solder and test simple electronic circuits; Assemble and test simple electronic components on PCB.

CO's-PO's & PSO's MAPPING

CO	PO1	PO2	PO3	PO4	PO5	PO6	PO7	PO8	PO9	PO10	PO11	PO12	PSO1	PSO2	PSO3
1	3	2	-	-	1	1	1	-	-	-	-	2	2	1	1
2	3	2	-	-	1	1	1	-	-	-	-	2	2	1	1
3	3	2	-	-	1	1	1	-	-	-	-	2	2	1	1
CO	3	2	-	-	1	1	1	-	-	-	-	2	2	1	1

1 - low, 2 - medium, 3 - high, '-' - no correlation

EC3271

CIRCUIT ANALYSIS LABORATORY

L T P C

0 0 2 1

COURSE OBJECTIVES:

- To gain hands- on experience in Thevenin & Norton theorem, KVL & KCL, and Superposition Theorems.
- To understand the working of RL,RC and RLC circuits

List of Experiments:

1. Verifications of KVL & KCL.
2. Verifications of Thevenin & Norton theorem.
3. Verification of Superposition Theorem.
4. Verification of maximum power transfer Theorem
5. Determination of Resonance Frequency of Series & Parallel RLC Circuits.
6. Transient analysis of RL and RC circuits.

TOTAL : 30 PERIODS

COURSE OUTCOMES:

At the end of the course, the student will be able to

- Design RL and RC circuits.
- Verify Thevinin & Norton theorem KVL & KCL, and Super Position Theorems.

TEXT BOOKS

1. Hayt JackKemmerly, Steven Durbin, "Engineering Circuit Analysis", McGraw Hill education, 9th Edition, 2018.
2. Charles K. Alexander & Mathew N.O.Sadiku, "Fundamentals of Electric Circuits", McGraw- Hill, 2nd Edition, 2003.
3. Joseph Edminister and Mahmood Nahvi, "Electric Circuits, Schaum's Outline Series", Tata McGraw Hill Publishing Company, New Delhi, Fifth Edition Reprint 2016.

REFERENCES

1. David Bell, "Fundamentals of Electric Circuits", Oxford University press, 7th Edition, 2009
2. John O Mallay, Schaum's Outlines "Basic Circuit Analysis", The Mc Graw Hill companies, 2nd Edition, 2011.
3. A.Bruce Carlson, "Cicuits: Engineering Concepts and Analysis of Linear Electric Circuits, Cengage Learning, India Edition 2nd Indian Reprint 2009.
4. Allan H.Robbins, Wilhelm C.Miller, "Circuit Analysis Theory and Practice", Cengage Learning, Fifth Edition, 1st Indian Reprint 2013

CO's-PO's & PSO's MAPPING

CO	PO1	PO2	PO3	PO4	PO5	PO6	PO7	PO8	PO9	PO10	PO11	PO12	PSO1	PSO2	PSO3
1	3	2	1	1	-	-	-	1	-	1	-	-	-	-	-
2	3	3	2	2	-	-	-	1	-	1	-	-	-	-	-
3	3	3	3	3	-	-	-	1	-	1	-	-	-	-	-
4	3	3	3	3	-	-	-	1	-	1	-	-	-	-	-
5	3	3	3	2	-	-	-	1	-	1	-	-	-	-	-
CO	3	3	3	2	-	-	-	1	-	1	-	-	-	-	-

1 - low, 2 - medium, 3 - high, '-' - no correlation

GE3272

COMMUNICATION LABORATORY

L T P C
0 0 4 2

COURSE OBJECTIVES:

- To identify varied group discussion skills and apply them to take part in effective discussions in a professional context.
- To analyse concepts and problems and make effective presentations explaining them clearly and precisely.
- To be able to communicate effectively through formal and informal writing.
- To be able to use appropriate language structures to write emails, reports and essays
- To give instructions and recommendations that are clear and relevant to the context

UNIT I

12

Speaking-Role Play Exercises Based on Workplace Contexts, - talking about competition-discussing progress toward goals-talking about experiences- talking about events in life- discussing past events-Writing: writing emails (formal & semi-formal).

UNIT II

12

Speaking: discussing news stories-talking about frequency-talking about travel problems- discussing travel procedures- talking about travel problems- making arrangements-describing arrangements-discussing plans and decisions- discussing purposes and reasons- understanding common technology terms-Writing: - writing different types of emails.

UNIT III

12

Speaking: discussing predictions-describing the climate-discussing forecasts and scenarios- talking about purchasing-discussing advantages and disadvantages- making comparisons- discussing likes and dislikes- discussing feelings about experiences-discussing imaginary scenarios Writing: short essays and reports-formal/semi-formal letters.

UNIT IV

12

Speaking: discussing the natural environment-describing systems-describing position and movement- explaining rules-(example- discussing rental arrangements)- understanding technical instructions-Writing: writing instructions-writing a short article.

UNIT V

12

Speaking: describing things relatively-describing clothing-discussing safety issues(making recommendations) talking about electrical devices-describing controlling actions- Writing: job application(Cover letter + Curriculum vitae)-writing recommendations.

TOTAL: 60 PERIODS

LEARNING OUTCOMES

CO1:Speak effectively in group discussions held in formal/semi formal contexts.

CO2:Discuss, analyse and present concepts and problems from various perspectives to arrive at suitable solutions

CO3:Write emails, letters and effective job applications.

CO4:Write critical reports to convey data and information with clarity and precision

CO5:Give appropriate instructions and recommendations for safe execution of tasks

Assessment Pattern

- One online / app based assessment to test speaking and writing skills
- Proficiency certification is given on successful completion of speaking and writing.

CO's-PO's & PSO's MAPPING

CO	PO1	PO2	PO3	PO4	PO5	PO6	PO7	PO8	PO9	PO10	PO11	PO12	PSO1	PSO2	PSO3
1	2	3	3	3	1	3	3	3	3	3	3	3	-	-	-
2	2	3	3	3	1	3	3	3	3	3	3	3	-	-	-
3	2	2	3	3	1	3	3	3	3	3	3	3	-	-	-
4	3	3	3	3	3	3	3	3	3	3	3	3	-	-	-
5	3	3	3	3	3	3	3	3	3	3	3	3	-	-	-
AVg.	2.4	2.8	3	3	1.8	3	3	3	3	3	3	3	-	-	-

1-low, 2-medium, 3-high, '-'- no correlation

- **Note:** The average value of this course to be used for program articulation matrix.

MA3355

RANDOM PROCESSES AND LINEAR ALGEBRA

L T P C

3 1 0 4

COURSE OBJECTIVES :

- To introduce the basic notions of vector spaces which will then be used to solve related problems.
- To understand the concepts of vector space, linear transformations, inner product spaces and orthogonalization..
- To provide necessary basic concepts in probability and random processes for applications such as random signals, linear systems in communication engineering.
- To provide necessary basics in probability that are relevant in applications such as random signals, linear systems in communication engineering.
- To understand the basic concepts of probability, one and two dimensional random variables and to introduce some standard distributions applicable to engineering which can describe real life phenomenon.

UNIT - I PROBABILITY AND RANDOM VARIABLES

9 + 3

Axioms of probability – Conditional probability – Baye's theorem - Discrete and continuous random variables – Moments – Moment generating functions – Binomial, Poisson, Geometric, Uniform, Exponential and Normal distributions - Functions of a random variable.

UNIT - II TWO - DIMENSIONAL RANDOM VARIABLES

9 + 3

Joint distributions – Marginal and conditional distributions – Covariance – Correlation and linear regression – Transformation of random variables – Central limit theorem (for independent and identically distributed random variables).

UNIT – III RANDOM PROCESSES**9 + 3**

Classification – Stationary process – Markov process - Poisson process - Discrete parameter Markov chain – Chapman Kolmogorov equations (Statement only) - Limiting distributions .

UNIT - IV VECTOR SPACES**9 + 3**

Vector spaces – Subspaces – Linear combinations and linear system of equations – Linear independence and linear dependence – Bases and dimensions.

UNIT - V LINEAR TRANSFORMATION AND INNER PRODUCT SPACES**9 + 3**

Linear transformation - Null spaces and ranges - Dimension theorem - Matrix representation of a linear transformations - Inner product - Norms - Gram Schmidt orthogonalization process - Adjoint of linear operations - Least square approximation.

TOTAL: 60 PERIODS**COURSE OUTCOMES :**

Upon successful completion of the course, students will be able to:

- CO1:** Explain the fundamental concepts of advanced algebra and their role in modern mathematics and applied contexts.
- CO2:** Demonstrate accurate and efficient use of advanced algebraic techniques.
- CO3:** Apply the concept of random processes in engineering disciplines.
- CO4:** Understand the fundamental concepts of probability with a thorough knowledge of standard distributions that can describe certain real-life phenomenon.
- CO5:** Understand the basic concepts of one and two dimensional random variables and apply them to model engineering problems.

TEXTBOOKS :

1. Gross, D., Shortle, J.F, Thompson, J.M and Harris. C.M., "Fundamentals of Queueing Theory", Wiley Student 4th Edition, 2014.
2. Ibe, O.C., "Fundamentals of Applied Probability and Random Processes", Elsevier, 1st Indian Reprint, 2007.
3. Friedberg. A.H., Insel. A.J. and Spence. L., "Linear Algebra", Prentice Hall of India, New Delhi, 4th Edition, 2004.

REFERENCES :

1. Hsu, "Schaum's Outline of Theory and Problems of Probability, Random Variables and Random Processes", Tata McGraw Hill Edition, New Delhi, 2004.
2. Trivedi, K.S., "Probability and Statistics with Reliability, Queueing and Computer Science Applications", 2nd Edition, John Wiley and Sons, 2002.
3. Yates, R.D. and Goodman. D. J., "Probability and Stochastic Processes", 2nd Edition, Wiley India Pvt. Ltd., Bangalore, 2012.
4. Kolman. B. Hill. D.R., "Introductory Linear Algebra", Pearson Education, New Delhi, First Reprint, 2009.
5. Kumaresan. S., "Linear Algebra – A Geometric Approach", Prentice – Hall of India, New Delhi, Reprint, 2010.
6. Strang. G., "Linear Algebra and its applications", Thomson (Brooks/Cole), New Delhi, 2005.

CO's-PO's & PSO's MAPPING

CO	PO1	PO2	PO3	PO4	PO5	PO6	PO7	PO8	PO9	PO10	PO11	PO12	PSO1	PSO2	PSO3
CO1	3	3	0	0	0	0	0	0	3	0	0	2	-	-	-
CO2	3	3	0	0	0	0	0	0	3	0	0	2	-	-	-
CO3	3	3	0	0	0	0	0	0	3	0	0	2	-	-	-
CO4	3	3	0	0	0	0	0	0	3	0	0	2	-	-	-
CO5	3	3	0	0	0	0	0	0	3	0	0	2	-	-	-
CO6	3	3	0	0	0	0	0	0	3	0	0	2	-	-	-

1 - low, 2 - medium, 3 - high, '-' - no correlation

CS3353

C PROGRAMMING AND DATA STRUCTURES

L T P C

3 0 0 3

COURSE OBJECTIVES:

- To introduce the basics of C programming language.
- To learn the concepts of advanced features of C.
- To understand the concepts of ADTs and linear data structures.
- To know the concepts of non-linear data structure and hashing.
- To familiarize the concepts of sorting and searching techniques.

UNIT I C PROGRAMMING FUNDAMENTALS (8+1 SKILL)

9

Data Types – Variables – Operations – Expressions and Statements – Conditional Statements – Functions – Recursive Functions – Arrays – Single and Multi-Dimensional Arrays.

UNIT II C PROGRAMMING - ADVANCED FEATURES (8+1 SKILL)

9

Structures – Union – Enumerated Data Types – Pointers: Pointers to Variables, Arrays and Functions – File Handling – Preprocessor Directives.

UNIT III LINEAR DATA STRUCTURES (8+1 SKILL)

9

Abstract Data Types (ADTs) – List ADT – Array-Based Implementation – Linked List – Doubly-Linked Lists – Circular Linked List – Stack ADT – Implementation of Stack – Applications – Queue ADT – Priority Queues – Queue Implementation – Applications.

UNIT IV NON-LINEAR DATA STRUCTURES (8+1 SKILL)

9

Trees – Binary Trees – Tree Traversals – Expression Trees – Binary Search Tree – Hashing - Hash Functions – Separate Chaining – Open Addressing – Linear Probing– Quadratic Probing – Double Hashing – Rehashing.

UNIT V SORTING AND SEARCHING TECHNIQUES (8+1 SKILL)

9

Insertion Sort – Quick Sort – Heap Sort – Merge Sort –Linear Search – Binary Search.

TOTAL: 45 PERIODS

SKILL DEVELOPMENT ACTIVITIES (Group Seminar/Mini Project/Assignment/Content Preparation / Quiz/ Surprise Test / Solving GATE questions/ etc)

5

COURSE OUTCOMES:

CO1:Develop C programs for any real world/technical application.

CO2:Apply advanced features of C in solving problems.

CO3:Write functions to implement linear and non-linear data structure operations.

CO4:Suggest and use appropriate linear/non-linear data structure operations for solving a given problem.

CO5:Appropriately use sort and search algorithms for a given application.

CO6:Apply appropriate hash functions that result in a collision free scenario for data storage and retrieval.

TEXT BOOKS:

1. Mark Allen Weiss, "Data Structures and Algorithm Analysis in C", Second Edition, Pearson Education, 1997.
2. ReemaThareja, "Programming in C", Second Edition, Oxford University Press, 2016.

REFERENCES:

1. Brian W. Kernighan, Rob Pike, "The Practice of Programming", Pearson Education, 1999.
2. Paul J. Deitel, Harvey Deitel, "C How to Program", Seventh Edition, Pearson Education, 2013.
3. Alfred V. Aho, John E. Hopcroft, Jeffrey D. Ullman, "Data Structures and Algorithms", Pearson Education, 1983.
4. Ellis Horowitz, SartajSahni and Susan Anderson, "Fundamentals of Data Structures", Galgotia, 2008.

List of Open Source Software/ Learning website:

<https://www.coursera.org/specializations/data-structures-algorithms>

<https://nptel.ac.in/courses/112107243>

<https://nptel.ac.in/courses/112105598>

CO's-PO's & PSO's MAPPING

CO	PO1	PO2	PO3	PO4	PO5	PO6	PO7	PO8	PO9	PO10	PO11	PO12	PSO1	PSO2	PSO3
1	2	3	1	2	2	1	1	-	1	2	1	3	2	1	3
2	1	2	1	2	2	-	-	-	1	1	1	2	2	2	2
3	2	3	1	2	3	-	-	-	1	1	1	2	2	1	2
4	2	1	-	1	1	-	-	-	2	1	1	2	2	3	1
5	1	2	1	2	2	1	1	-	1	2	1	3	2	2	3
CO	2	2	1	2	2	1	1	-	1	1	1	2	2	2	2

1 - low, 2 - medium, 3 - high, '-' - no correlation

EC3354

SIGNALS AND SYSTEMS

L T P C

3 1 0 4

COURSE OBJECTIVES :

- To understand the basic properties of signal & systems
- To know the methods of characterization of LTI systems in time domain
- To analyze continuous time signals and system in the Fourier and Laplace domain
- To analyze discrete time signals and system in the Fourier and Z transform domain

UNIT I CLASSIFICATION OF SIGNALS AND SYSTEMS

6+6

Standard signals- Step, Ramp, Pulse, Impulse, Real and complex exponentials and Sinusoids_Classification of signals – Continuous time (CT) and Discrete Time (DT) signals, Periodic & Aperiodic signals, Deterministic & Random signals, Energy & Power signals - Classification of systems- CT systems and DT systems- – Linear & Nonlinear, Time-variant & Time-invariant, Causal & Non-causal, Stable & Unstable.

UNIT II ANALYSIS OF CONTINUOUS TIME SIGNALS 6+6
 Fourier series for periodic signals - Fourier Transform – properties- Laplace Transforms and Properties

UNIT III LINEAR TIME INVARIANT CONTINUOUS TIME SYSTEMS 6+6
 Impulse response - convolution integrals- Differential Equation- Fourier and Laplace transforms in Analysis of CT systems - Systems connected in series / parallel.

UNIT IV ANALYSIS OF DISCRETE TIME SIGNALS 6+6
 Baseband signal Sampling–Fourier Transform of discrete time signals (DTFT)– Properties of DTFT - Z Transform & Properties

UNIT V LINEAR TIME INVARIANT-DISCRETE TIME SYSTEMS 6+6
 Impulse response–Difference equations-Convolution sum- Discrete Fourier Transform and Z Transform Analysis of Recursive & Non-Recursive systems-DT systems connected in series and parallel.

TOTAL: 30+30 PERIODS

COURSE OUTCOMES:

At the end of the course, the student will be able to:

- CO1:determine if a given system is linear/causal/stable
- CO2: determine the frequency components present in a deterministic signal
- CO3:characterize continuous LTI systems in the time domain and frequency domain
- CO4:characterize discrete LTI systems in the time domain and frequency domain
- CO5:compute the output of an LTI system in the time and frequency domains

TEXT BOOKS:

1. Oppenheim, Willsky and Hamid, “Signals and Systems”, 2nd Edition, Pearson Education, New Delhi, 2015.(Units I - V)
2. Simon Haykin, Barry Van Veen, “Signals and Systems”, 2nd Edition, Wiley, 2002

REFERENCES :

1. B. P. Lathi, “Principles of Linear Systems and Signals”, 2nd Edition, Oxford, 2009.
2. M. J. Roberts, “Signals and Systems Analysis using Transform methods and MATLAB”, McGraw- Hill Education, 2018.
3. John Alan Stuller, “An Introduction to Signals and Systems”, Thomson, 2007.

CO’s-PO’s & PSO’s MAPPING

CO	PO1	PO2	PO3	PO4	PO5	PO6	PO7	PO8	PO9	PO10	PO11	PO12	PSO1	PSO2	PSO3
1	3	-	3	-	3	2	-	-	-	-	-	3	-	-	1
2	3	-	3	-	-	2	-	-	-	-	-	3	-	3	-
3	3	3	-	-	3	2	-	-	-	-	-	3	2	-	-
4	3	3	-	-	3	2	-	-	-	-	-	3	-	3	1
5	3	3	-	3	3	2	-	-	-	-	-	3	-	3	1
CO	3	3	3	3	3	2	-	-	-	-	-	3	2	3	1

1 - low, 2 - medium, 3 - high, '-' - no correlation

COURSE OBJECTIVES :

- To give a comprehensive exposure to all types of devices and circuits constructed with discrete components. This helps to develop a strong basis for building linear and digital integrated circuits
- To analyze the frequency response of small signal amplifiers
- To design and analyze single stage and multistage amplifier circuits
- To study about feedback amplifiers and oscillators principles
- To understand the analysis and design of multi vibrators

UNIT I SEMICONDUCTOR DEVICES**9**

PN junction diode, Zener diode, BJT, MOSFET, UJT –structure, operation and V-I characteristics, diffusion and transition capacitance - Rectifiers – Half Wave and Full Wave Rectifier, Zener as regulator

UNIT II AMPLIFIERS**9**

Load line, operating point, biasing methods for BJT and MOSFET, BJT small signal model – Analysis of CE, CB, CC amplifiers- Gain and frequency response –MOSFET small signal model– Analysis of CS, CG and Source follower – Gain and frequency response- High frequency analysis.

UNIT III MULTISTAGE AMPLIFIERS AND DIFFERENTIAL AMPLIFIER**9**

Cascode amplifier, Differential amplifier – Common mode and Difference mode analysis – MOSFET input stages – tuned amplifiers – Gain and frequency response – Neutralization methods.

UNIT IV FEEDBACK AMPLIFIERS AND OSCILLATORS**9**

Advantages of negative feedback – Voltage / Current, Series , Shunt feedback Amplifiers – positive feedback–Condition for oscillations, phase shift – Wien bridge, Hartley, Colpitts and Crystal oscillators.

UNIT V POWER AMPLIFIERS AND DC/DC CONVERTERS**9**

Power amplifiers- class A-Class B-Class AB-Class C-Power MOSFET-Temperature Effect- Class AB Power amplifier using MOSFET –DC/DC convertors – Buck, Boost, Buck-Boost analysis and design.

TOTAL: 45 PERIODS**COURSE OUTCOMES :**

At the end of the course the students will be able to

CO1: Explain the structure and working operation of basic electronic devices.

CO2: Design and analyze amplifiers.

CO3: Analyze frequency response of BJT and MOSFET amplifiers

CO4: Design and analyze feedback amplifiers and oscillator principles.

CO5: Design and analyze power amplifiers and supply circuits

TEXT BOOKS :

1. David A. Bell, "Electronic Devices and Circuits", Oxford Higher Education press, 5 th Edition, 2010.
2. Robert L. Boylestad and Louis Nasheresky, "Electronic Devices and Circuit Theory", 10th Edition, Pearson Education / PHI, 2008.
3. Adel .S. Sedra, Kenneth C. Smith, "Micro Electronic Circuits", Oxford University Press, 7 th Edition, 2014.

REFERENCES :

1. Donald.A. Neamen, "Electronic Circuit Analysis and Design", Tata McGraw Hill, 3 rd Edition, 2010.
2. D.Schilling and C.Belove, "Electronic Circuits", McGraw Hill, 3 rd Edition, 1989
3. Muhammad H.Rashid, "Power Electronics", Pearson Education / PHI , 2004.

CO's-PO's & PSO's MAPPING

CO	PO 1	PO 2	PO 3	PO 4	PO 5	PO 6	PO 7	PO 8	PO 9	PO1 0	PO1 1	PO1 2	PSO 1	PSO 2	PSO 3
1	3	3	3	3	2	1	-	-	-	-	-	1	2	1	1
2	3	2	2	3	2	2	-	-	-	-	-	1	2	1	1
3	3	3	3	2	1	2	-	-	-	-	-	1	2	1	1
4	3	3	2	3	2	2	-	-	-	-	-	1	2	1	1
5	3	2	3	2	2	1	-	-	-	-	-	1	2	1	1
CO	3	3	3	3	2	2	-	-	-	-	-	1	2	1	1

1 - low, 2 - medium, 3 - high, '-' - no correlation

EC3351

CONTROL SYSTEMS

L T P C
3 0 0 3

COURSE OBJECTIVES :

- To introduce the components and their representation of control systems
- To learn various methods for analyzing the time response, frequency response and stability of the systems.
- To learn the various approach for the state variable analysis.

UNIT I SYSTEMS COMPONENTS AND THEIR REPRESENTATION 9

Control System: Terminology and Basic Structure-Feed forward and Feedback control theory-Electrical and Mechanical Transfer Function Models-Block diagram Models-Signal flow graphs models-DC and AC servo Systems-Synchronous -Multivariable control system

UNIT II TIME RESPONSE ANALYSIS 9

Transient response-steady state response-Measures of performance of the standard first order and second order system-effect on an additional zero and an additional pole-steady error constant and system- type number-PID control-Analytical design for PD, PI,PID control systems

UNIT III FREQUENCY RESPONSE AND SYSTEM ANALYSIS 9

Closed loop frequency response-Performance specification in frequency domain-Frequency response of standard second order system- Bode Plot - Polar Plot- Nyquist plots-Design of compensators using Bode plots-Cascade lead compensation-Cascade lag compensation-Cascade lag-lead compensation

UNIT IV CONCEPTS OF STABILITY ANALYSIS 9

Concept of stability-Bounded - Input Bounded - Output stability-Routh stability criterion-Relative stability-Root locus concept-Guidelines for sketching root locus-Nyquist stability criterion.

UNIT V CONTROL SYSTEM ANALYSIS USING STATE VARIABLE METHODS 9

State variable representation-Conversion of state variable models to transfer functions-Conversion of transfer functions to state variable models-Solution of state equations-Concepts of Controllability and Observability-Stability of linear systems-Equivalence between transfer function and state variable representations-State variable analysis of digital control system-Digital control design using state feedback.

TOTAL:45 PERIODS

COURSE OUTCOMES :

Upon successful completion of the course the student will be able to

- CO1:** Compute the transfer function of different physical systems.
- CO2:** Analyse the time domain specification and calculate the steady state error.
- CO3:** Illustrate the frequency response characteristics of open loop and closed loop system response.
- CO4:** Analyse the stability using Routh and root locus techniques.
- CO5:** Illustrate the state space model of a physical system and discuss the concepts of sampled data control system.

TEXT BOOK:

1. M.Gopal, "Control System – Principles and Design", Tata McGraw Hill, 4th Edition, 2012.

REFERENCE:

1. J.Nagrath and M.Gopal, "Control System Engineering", New Age International Publishers, 5th Edition, 2007.
2. K.Ogata, "Modern Control Engineering", PHI, 5th Edition, 2012.
3. S.K.Bhattacharya, "Control System Engineering", Pearson, 3rd Edition, 2013.
4. Benjamin.C.Kuo, "Automatic Control Systems", Prentice Hall of India, 7th Edition, 1995.

CO's-PO's & PSO's MAPPING

CO	PO1	PO2	PO3	PO4	PO5	PO6	PO7	PO8	PO9	PO10	PO11	PO12	PSO1	PSO2	PSO3
1	3	3	3	2	2	2	-	-	-	-	2	3	3	3	3
2	3	3	3	3	2	3	-	-	-	-	2	2	3	3	3
3	3	2	3	3	2	2	-	-	-	-	2	3	3	2	3
4	3	3	3	2	2	2	-	-	-	-	2	2	3	3	3
5	2	2	3	3	2	3	-	-	-	-	2	3	2	2	3
CO	3	3	3	3	2	2	-	-	-	-	2	3	3	3	3

1 - low, 2 - medium, 3 - high, '-' - no correlation

EC3352

DIGITAL SYSTEMS DESIGN

L T P C

3 0 2 4

COURSE OBJECTIVES :

- To present the fundamentals of digital circuits and simplification methods
- To practice the design of various combinational digital circuits using logic gates
- To bring out the analysis and design procedures for synchronous and asynchronous Sequential circuits
- To learn integrated circuit families.
- To introduce semiconductor memories and related technology

UNIT I	BASIC CONCEPTS	9
Review of number systems-representation-conversions, Review of Boolean algebra- theorems, sum of product and product of sum simplification, canonical forms min term and max term, Simplification of Boolean expressions-Karnaugh map, completely and incompletely specified functions, Implementation of Boolean expressions using universal gates ,Tabulation methods.		
UNIT II	COMBINATIONAL LOGIC CIRCUITS	9
Problem formulation and design of combinational circuits - Code-Converters, Half and Full Adders, Binary Parallel Adder – Carry look ahead Adder, BCD Adder, Magnitude Comparator, Decoder, Encoder, Priority Encoder, Mux/Demux, Case study: Digital trans-receiver / 8 bit Arithmetic and logic unit, Parity Generator/Checker, Seven Segment display decoder		
UNIT III	SYNCHRONOUS SEQUENTIAL CIRCUITS	9
Latches, Flip flops – SR, JK, T, D, Master/Slave FF, Triggering of FF, Analysis and design of clocked sequential circuits – Design - Moore/Mealy models, state minimization, state assignment,lock - out condition circuit implementation - Counters, Ripple Counters, Ring Counters, Shift registers, Universal Shift Register. Model Development: Designing of rolling display/real time clock		
UNIT IV	ASYNCHRONOUS SEQUENTIAL CIRCUITS	9
Stable and Unstable states, output specifications, cycles and races, state reduction, race free assignments, Hazards, Essential Hazards, Fundamental and Pulse mode sequential circuits, Design of Hazard free circuits.		
UNIT V	LOGIC FAMILIES AND PROGRAMMABLE LOGIC DEVICES	9
Logic families- Propagation Delay, Fan - In and Fan - Out - Noise Margin - RTL ,TTL,ECL, CMOS - Comparison of Logic families - Implementation of combinational logic/sequential logic design using standard ICs, PROM, PLA and PAL, basic memory, static ROM,PROM,EPROM,EEPROM EAPROM.		

45 PERIODS
30 PERIODS

PRACTICAL EXERCISES :

1. Design of adders and subtractors & code converters.
2. Design of Multiplexers & Demultiplexers.
3. Design of Encoders and Decoders.
4. Design of Magnitude Comparators
5. Design and implementation of counters using flip-flops
6. Design and implementation of shift registers.

COURSE OUTCOMES :

At the end of the course the students will be able to

- CO1:** Use Boolean algebra and simplification procedures relevant to digital logic.
CO2: Design various combinational digital circuits using logic gates.
CO3:Analyse and design synchronous sequential circuits.
CO4: Analyse and design asynchronous sequential circuits. .
CO5: Build logic gates and use programmable devices

TOTAL:75 PERIODS

TEXTBOOKS :

1. M. Morris Mano and Michael D. Ciletti, 'Digital Design', Pearson, 5th Edition, 2013.(Unit - I - V)

REFERENCES :

1. Charles H. Roth, Jr, 'Fundamentals of Logic Design', Jaico Books, 4th Edition, 2002.
2. William I. Fletcher, "An Engineering Approach to Digital Design", Prentice- Hall of India, 1980.
3. Floyd T.L., "Digital Fundamentals", Charles E. Merrill publishing company, 1982.
4. John. F. Wakerly, "Digital Design Principles and Practices", Pearson Education, 4 th Edition, 2007.

CO's-PO's & PSO's MAPPING

CO	PO1	PO2	PO3	PO4	PO5	PO6	PO7	PO8	PO9	PO10	PO11	PO12	PSO1	PSO2	PSO3
1	3	2	2	2	-	2	-	-	-	-	3	3	3	3	2
2	-	-	-	-	-	-	-	-	-	-	2	1	2	3	2
3	-	3	3	2	-	2	-	-	-	-	2	2	3	3	2
4	-	-	-	-	-	-	-	-	-	-	3	2	2	3	1
5	-	3	3	3	-	-	-	-	-	-	2	2	3	3	2
CO	3	2.6	2.6	2.3	-	2	-	-	-	-	2	2	3	3	2

1 - low, 2 - medium, 3 - high, '-' - no correlation

EC3361

ELECTRONIC DEVICES AND CIRCUITS LABORATORY

L T P C
0 0 3 1.5

COURSE OBJECTIVES

- To learn the characteristics of PN Junction diode and Zener diode.
- To understand the operation of rectifiers and filters.
- To study the characteristics of amplifier.

LIST OF EXPERIMENTS

1. Characteristics of PN Junction Diode and Zener diode.
2. Full Wave Rectifier with Filters.
3. Design of Zener diode Regulator.
4. Common Emitter input-output Characteristics.
5. MOSFET Drain current and Transfer Characteristics.
6. Frequency response of CE and CS amplifiers.
7. Frequency response of CB and CC amplifiers.
8. Frequency response of Cascode Amplifier
9. CMRR measurement of Differential Amplifier
10. Class A Transformer Coupled Power Amplifier.

COURSE OUTCOMES

At the end of the laboratory course, the student will be able to understand the

CO1:Characteristics of PN Junction Diode and Zener diode.

CO2:Design and Testing of BJT and MOSFET amplifiers.

CO3:Operation of power amplifiers.

TOTAL:45 PERIODS

REFERENCE :

XYZ of Oscilloscope – Application note: Tektronix USA.

CO's-PO's & PSO's MAPPING

CO	PO1	PO2	PO3	PO4	PO5	PO6	PO7	PO8	PO9	PO10	PO11	PO12	PSO1	PSO2	PSO3
1	2	2	3	3	2	1	-	-	-	-	-	1	2	1	1
2	2	2	3	3	2	1	-	-	-	-	-	1	2	1	1
3	2		2		1	1	-	-	-	-	-	1	2	1	1
4	-	-	-	-	3	1	-	-	-	-	-	1	2	1	1
5	-	-	-	-	2	1	-	-	-	-	-	1	2	1	1
CO	2	2	2.6	3	2	1	-	-	-	-	-	1	2	1	1

1 - low, 2 - medium, 3 - high, '-' - no correlation

CS3362 C PROGRAMMING AND DATA STRUCTURES LABORATORY

L T P C
0 0 3 1.5

COURSE OBJECTIVES:

- To develop applications in C
- To implement linear and non-linear data structures
- To understand the different operations of search trees
- To get familiarized to sorting and searching algorithms

LIST OF EXPERIMENTS

1. Practice of C programming using statements, expressions, decision making and iterative statements
2. Practice of C programming using Functions and Arrays
3. Implement C programs using Pointers and Structures
4. Implement C programs using Files
5. Development of real time C applications
6. Array implementation of List ADT
7. Array implementation of Stack and Queue ADTs
8. Linked list implementation of List, Stack and Queue ADTs
9. Applications of List, Stack and Queue ADTs
10. 10. Implementation of Binary Trees and operations of Binary Trees
11. Implementation of Binary Search Trees
12. Implementation of searching techniques
13. Implementation of Sorting algorithms : Insertion Sort, Quick Sort, Merge Sort
14. Implementation of Hashing – any two collision techniques

TOTAL: 45 PERIODS

COURSE OUTCOMES:

At the end of the course, the students will be able to:

- CO1:** Use different constructs of C and develop applications
- CO2:** Write functions to implement linear and non-linear data structure operations
- CO3:** Suggest and use the appropriate linear / non-linear data structure operations for a given problem
- CO4:** Apply appropriate hash functions that result in a collision free scenario for data storage and Retrieval
- CO5:** Implement Sorting and searching algorithms for a given application

CO's-PO's & PSO's MAPPING

CO	PO1	PO2	PO3	PO4	PO5	PO6	PO7	PO8	PO9	PO10	PO11	PO12	PSO1	PSO2	PSO3
1	2	3	1	2	2	1	1	-	1	2	1	3	2	1	3
2	1	2	1	2	2	-	-	-	1	1	1	2	2	2	2
3	2	3	1	2	3	-	-	-	1	1	1	2	2	1	2
4	2	1	-	1	1	-	-	-	2	1	1	2	2	3	1
5	1	2	1	2	2	1	1	-	1	2	1	3	2	2	3
Avg	2	2	1	2	2	1	1	-	1	1	1	2	2	2	2

1 - low, 2 - medium, 3 - high, '-' - no correlation

GE3361

PROFESSIONAL DEVELOPMENT

L T P C
0 0 2 1

COURSE OBJECTIVES:

To be proficient in important Microsoft Office tools: MS WORD, EXCEL, POWERPOINT.

- To be proficient in using MS WORD to create quality technical documents, by using standard templates, widely acceptable styles and formats, variety of features to enhance the presentability and overall utility value of content.
- To be proficient in using MS EXCEL for all data manipulation tasks including the common statistical, logical, mathematical etc., operations, conversion, analytics, search and explore, visualize, interlink, and utilizing many more critical features offered
- To be able to create and share quality presentations by using the features of MS PowerPoint, including: organization of content, presentability, aesthetics, using media elements and enhance the overall quality of presentations.

MS WORD:

10 Hours

Create and format a document

Working with tables

Working with Bullets and Lists

Working with styles, shapes, smart art, charts

Inserting objects, charts and importing objects from other office tools

Creating and Using document templates

Inserting equations, symbols and special characters

Working with Table of contents and References, citations

Insert and review comments

Create bookmarks, hyperlinks, endnotes footnote

Viewing document in different modes

Working with document protection and security

Inspect document for accessibility

MS EXCEL:**10 Hours**

Create worksheets, insert and format data

Work with different types of data: text, currency, date, numeric etc.

Split, validate, consolidate, Convert data

Sort and filter data

Perform calculations and use functions: (Statistical, Logical, Mathematical, date, Time etc.)

Work with Lookup and reference formulae

Create and Work with different types of charts

Use pivot tables to summarize and analyse data

Perform data analysis using own formulae and functions

Combine data from multiple worksheets using own formulae and built-in functions to generate results

Export data and sheets to other file formats

Working with macros

Protecting data and Securing the workbook

MS POWERPOINT:**10 Hours**

Select slide templates, layout and themes

Formatting slide content and using bullets and numbering

Insert and format images, smart art, tables, charts

Using Slide master, notes and handout master

Working with animation and transitions

Organize and Group slides

Import or create and use media objects: audio, video, animation

Perform slideshow recording and Record narration and create presentable videos

TOTAL: 30 PERIODS**COURSE OUTCOMES:**

On successful completion the students will be able to

CO1:Use MS Word to create quality documents, by structuring and organizing content for their day to day technical and academic requirements

CO2:Use MS EXCEL to perform data operations and analytics, record, retrieve data as per requirements and visualize data for ease of understanding

CO3:Use MS PowerPoint to create high quality academic presentations by including common tables, charts, graphs, interlinking other elements, and using media objects.

COURSE OBJECTIVES :

- To impart knowledge on the basics of static electric field and the associated laws
- To impart knowledge on the basics of static magnetic field and the associated laws
- To give insight into coupling between electric and magnetic fields through Faraday's law, displacement current and Maxwell's equations
- To gain the behaviour of the propagation of EM waves
- To study the significance of Time varying fields.

UNIT I INTRODUCTION**9**

Electromagnetic model, Units and constants, Review of vector algebra, Rectangular, cylindrical and spherical coordinate systems, Line, surface and volume integrals, Gradient of a scalar field, Divergence of a vector field, Divergence theorem, Curl of a vector field, Stoke's theorem, Null identities, Helmholtz's theorem, Verify theorems for different path, surface and volume.

UNIT II ELECTROSTATICS**9**

Electric field, Coulomb's law, Gauss's law and applications, Electric potential, Conductors in static electric field, Dielectrics in static electric field, Electric flux density and dielectric constant, Boundary conditions, Electrostatics boundary value problems, Capacitance, Parallel, cylindrical and spherical capacitors, Electrostatic energy, Poisson's and Laplace's equations, Uniqueness of electrostatic solutions, Current density and Ohm's law, Electromotive force and Kirchhoff's voltage law, Equation of continuity and Kirchhoff's current law

UNIT III MAGNETOSTATICS**9**

Lorentz force equation, Ampere's law, Vector magnetic potential, Biot-Savart law and applications, Magnetic field intensity and idea of relative permeability, Calculation of magnetic field intensity for various current distributions Magnetic circuits, Behaviour of magnetic materials, Boundary conditions, Inductance and inductors, Magnetic energy, Magnetic forces and torques

UNIT IV TIME-VARYING FIELDS AND MAXWELL'S EQUATIONS**9**

Faraday's law, Displacement current and Maxwell-Ampere law, Maxwell's equations, Potential functions, Electromagnetic boundary conditions, Wave equations and solutions, Time-harmonic fields, Observing the Phenomenon of wave propagation with the aid of Maxwell's equations

UNIT V PLANE ELECTROMAGNETIC WAVES**9**

Plane waves in lossless media, Plane waves in lossy media (low-loss dielectrics and good conductors), Group velocity, Electromagnetic power flow and Poynting vector, Normal incidence at a plane conducting boundary, Normal incidence at a plane dielectric boundary

COURSE OUTCOMES :

At the end of the course the students will be able to

- CO1:** Relate the fundamentals of vector, coordinate system to electromagnetic concepts
- CO2:** Analyze the characteristics of Electrostatic field
- CO3:** Interpret the concepts of Electric field in material space and solve the boundary conditions
- CO4:** Explain the concepts and characteristics of Magneto Static field in material space and solve boundary conditions.
- CO5:** Determine the significance of time varying fields

TOTAL:45 PERIODS

TEXT BOOKS

1. D.K. Cheng, Field and wave electromagnetics, 2nd ed., Pearson (India), 2002
2. M.N.O.Sadiku and S.V. Kulkarni, Principles of electromagnetics, 6th ed., Oxford(Asian Edition), 2015

REFERENCES

1. Edward C. Jordan & Keith G. Balmain, Electromagnetic waves and Radiating Systems, Second Edition, Prentice-Hall Electrical Engineering Series, 2012.
2. W.H. Hayt and J.A. Buck, Engineering electromagnetics, 7th ed., McGraw-Hill (India), 2006
3. B.M. Notaros, Electromagnetics, Pearson: New Jersey, 2011

CO's-PO's & PSO's MAPPING

CO	PO1	PO2	PO3	PO4	PO5	PO6	PO7	PO8	PO9	PO 10	PO 11	PO12
1	2	1	1	1	-	2	1	-	-	1	-	2
2	2	2	3	3	2	2	2	-	-	1	1	2
3	2	2	3	2	2	2	1	-	-	1	1	2
4	2	2	3	2	2	2	1	-	-	1	1	2
5	2	2	2	2	2	2	1	-	-	2	2	1
CO	2	2	2	2	2	2	1	-	-	1	1	2

1 - low, 2 - medium, 3 - high, '-' - no correlation

EC3401

NETWORKS AND SECURITY

L T P C
3 0 2 4

COURSE OBJECTIVES:

- To learn the Network Models and datalink layer functions.
- To understand routing in the Network Layer.
- To explore methods of communication and congestion control by the Transport Layer.
- To study the Network Security Mechanisms.
- To learn various hardware security attacks and their countermeasures.

UNIT I NETWORK MODELS AND DATALINK LAYER

9

Overview of Networks and its Attributes – Network Models – OSI, TCP/IP, Addressing – Introduction to Datalink Layer – Error Detection and Correction – Ethernet(802.3)- Wireless LAN – IEEE 802.11, Bluetooth – Flow and Error Control Protocols – HDLC – PPP.

UNIT II NETWORK LAYER PROTOCOLS

9

Network Layer – IPv4 Addressing – Network Layer Protocols(IP,ICMP and Mobile IP) Unicast and Multicast Routing – Intradomain and Interdomain Routing Protocols – IPv6 Addresses – IPv6 – Datagram Format - Transition from IPv4 to IPv6.

UNIT III TRANSPORT AND APPLICATION LAYERS

9

Transport Layer Protocols – UDP and TCP Connection and State Transition Diagram - Congestion Control and Avoidance(DEC bit, RED)- QoS - Application Layer Paradigms – Client – Server Programming – Domain Name System – World Wide Web, HTTP, Electronic Mail.

UNIT IV NETWORK SECURITY

9

OSI Security Architecture – Attacks – Security Services and Mechanisms – Encryption –Advanced Encryption Standard – Public Key Cryptosystems – RSA Algorithm – Hash Functions – Secure Hash Algorithm – Digital Signature Algorithm.

UNIT V **HARDWARE SECURITY**

9

Introduction to hardware security, Hardware Trojans, Side – Channel Attacks – Physical Attacks and Countermeasures – Design for Security. Introduction to Blockchain Technology.

45 PERIODS

PRACTICAL EXERCISES:

30 PERIODS

Experiments using C

1. Implement the Data Link Layer framing methods,
 - i) Bit stuffing, (ii) Character stuffing
2. Implementation of Error Detection / Correction Techniques
 - i) LRC, (ii) CRC, (iii) Hamming code
3. Implementation of Stop and Wait, and Sliding Window Protocols
4. Implementation of Go back-N and Selective Repeat Protocols.
5. Implementation of Distance Vector Routing algorithm (Routing Information Protocol) (Bellman-Ford).
6. Implementation of Link State Routing algorithm (Open Shortest Path First) with 5 nodes (Dijkstra's).
7. Data encryption and decryption using Data Encryption Standard algorithm.
8. Data encryption and decryption using RSA (Rivest, Shamir and Adleman) algorithm.
9. Implement Client Server model using FTP protocol.

Experiments using Tool Command Language

1. Implement and realize the Network Topology - Star, Bus and Ring using NS2.
2. Implement and perform the operation of CSMA/CD and CSMA/CA using NS2.

COURSE OUTCOMES:

Upon successful completion of the course the student will be able to

- CO1:** Explain the Network Models, layers and functions.
- CO2:** Categorize and classify the routing protocols.
- CO3:** List the functions of the transport and application layer.
- CO4:** Evaluate and choose the network security mechanisms.
- CO5:** Discuss the hardware security attacks and countermeasures.

TOTAL:75 PERIODS

TEXTBOOKS

1. Behrouz.A.Forouzan, Data Communication and Networking, Fifth Edition, TMH, 2017.(Unit – I,II,III)
2. William Stallings, Cryptography and Network Security, Seventh Edition, Pearson Education, 2017(Unit- IV)
3. Bhunia Swarup, Hardware Security –A Hands On Approach,Morgan Kaufmann, First edition, 2018.(Unit – V).

REFERENCES

1. James.F.Kurose and Keith.W.Ross, Computer Networking – A Top – Down Approach, Sixth Edition, Pearson, 2017.
2. Douglas .E.Comer, Computer Networks and Internets with Internet Applications, Fourth Edition, Pearson Education, 2008.

COURSE OBJECTIVES:

- To introduce the basic building blocks of linear integrated circuits
- To learn the linear and non-linear applications of operational amplifiers
- To introduce the theory and applications of analog multipliers and PLL
- To learn the theory of ADC and DAC
- To introduce the concepts of waveform generation and introduce some special function ICs

UNIT I BASICS OF OPERATIONAL AMPLIFIERS 9

Current mirror and current sources, Current sources as active loads, Voltage sources, Voltage References, BJT Differential amplifier with active loads, Basic information about op-amps – Ideal Operational Amplifier - General operational amplifier stages -and internal circuit diagrams of IC 741, DC and AC performance characteristics, slew rate, Open and closed loop configurations – MOSFET Operational Amplifiers – LF155 and TL082.

UNIT II APPLICATIONS OF OPERATIONAL AMPLIFIERS 9

Sign Changer, Scale Changer, Phase Shift Circuits, Voltage Follower, V-to-I and I-to-V converters, adder, subtractor, Instrumentation amplifier, Integrator, Differentiator, Logarithmic amplifier, Antilogarithmic amplifier, Comparators, Schmitt trigger, Precision rectifier, peak detector, clipper and clamper, Low-pass, high-pass and band-pass Butterworth filters.

UNIT III ANALOG MULTIPLIER AND PLL 9

Analog Multiplier using Emitter Coupled Transistor Pair - Gilbert Multiplier cell – Variable transconductance technique, analog multiplier ICs and their applications, Operation of the basic PLL, Closed loop analysis, Voltage controlled oscillator, Monolithic PLL IC 565, application of PLL for AM detection, FM detection, FSK modulation and demodulation and Frequency synthesizing and clock synchronization

UNIT IV ANALOG TO DIGITAL AND DIGITAL TO ANALOG CONVERTERS 9

Analog and Digital Data Conversions, D/A converter – specifications - weighted resistor type, R-2R Ladder type, Voltage Mode and Current-Mode $R - 2R$ Ladder types - switches for D/A converters, high speed sample-and-hold circuits, A/D Converters – specifications - Flash type - Successive Approximation type - Single Slope type – Dual Slope type - A/D Converter using Voltage-to-Time Conversion - Over-sampling A/D Converters, Sigma – Delta converters.

UNIT V WAVEFORM GENERATORS AND SPECIAL FUNCTION ICs 9

Sine-wave generators, Multivibrators and Triangular wave generator, Saw-tooth wave generator, ICL8038 function generator, Timer IC 555, IC Voltage regulators – Three terminal fixed and adjustable voltage regulators - IC 723 general purpose regulator - Monolithic switching regulator, Low Drop – Out(LDO) Regulators - Switched capacitor filter IC MF10, Frequency to Voltage and Voltage to Frequency converters, Audio Power amplifier, Video Amplifier, Isolation Amplifier, Opto-couplers and fibre optic IC

COURSE OUTCOMES:

At the end of the course the students will be able to

CO1 : Design linear and nonlinear applications of OP – AMPS

CO2 : Design applications using analog multiplier and PLL

CO3 : Design ADC and DAC using OP – AMPS

CO4 : Generate waveforms using OP – AMP Circuits

CO5 : Analyze special function ICs

TOTAL:45 PERIODS

TEXT BOOK

1. 1.D.Roy Choudhry, Shail Jain, “Linear Integrated Circuits”, New Age International Pvt. Ltd., 2018, Fifth Edition. (Unit I – V)
2. 2.Sergio Franco, “Design with Operational Amplifiers and Analog Integrated Circuits”, 4th Edition, Tata Mc Graw-Hill, 2016 (Unit I – V)

REFERENCES

1. Ramakant A. Gayakwad, “OP-AMP and Linear ICs”, 4th Edition, Prentice Hall / Pearson Education, 2015
2. Robert F.Coughlin, Frederick F.Driscoll, “Operational Amplifiers and Linear Integrated Circuits”, Sixth Edition, PHI, 2001.
3. S.Salivahanan & V.S. Kanchana Bhaskaran, “Linear Integrated Circuits”, TMH,2nd Edition, 4th Reprint, 2016.

CO’s-PO’s & PSO’s MAPPING

C	PO	PO	PO	PO	PO	PO	PO	PO	PO	PO1	PO1	PO1	PSO	PSO	PSO	
1	2	-	-	-	-	-	-	-	-	-	1	-	2	1	1	
2	2	3	3	2	-	-	-	-	-	-	-	-	2	1	1	
3	1	-	-	2	-	-	-	-	-	-	-	-	2	1	1	
4	1	-	-	2	-	-	-	-	-	-	-	-	2	1	1	
5	1	2	3	3	-	-	-	-	-	-	-	3	2	1	1	
C	1.4	2.5	3	2.2	-	-	-	-	-	-	-	1	3	2	1	1

1 - low, 2 - medium, 3 - high, '-' - no correlation

EC3492

DIGITAL SIGNAL PROCESSING

L T P C
3 0 2 4

COURSE OBJECTIVES:

- To learn discrete fourier transform, properties of DFT and its application to linear filtering
- To understand the characteristics of digital filters, design digital IIR and FIR filters and apply these filters to filter undesirable signals in various frequency bands
- To understand the effects of finite precision representation on digital filters
- To understand the fundamental concepts of multi rate signal processing and its applications
- To introduce the concepts of adaptive filters and its application to communication engineering

UNIT I DISCRETE FOURIER TRANSFORM

9

Sampling Theorem, concept of frequency in discrete-time signals, summary of analysis & synthesis equations for FT & DTFT, frequency domain sampling, Discrete Fourier transform (DFT) - deriving DFT from DTFT, properties of DFT - periodicity, symmetry, circular convolution. Linear filtering using DFT. Filtering long data sequences - overlap save and overlap add method. Fast computation of DFT - Radix-2 Decimation-in-time (DIT) Fast Fourier transform (FFT), Decimation-in-frequency (DIF) Fast Fourier transform (FFT). Linear filtering using FFT.

UNIT II INFINITE IMPULSE RESPONSE FILTERS

9

Characteristics of practical frequency selective filters. characteristics of commonly used analog filters - Butterworth filters, Chebyshev filters. Design of IIR filters from analog filters (LPF, HPF, BPF, BRFF) - Approximation of derivatives, Impulse invariance method, Bilinear transformation. Frequency

transformation in the analog domain. Structure of IIR filter - direct form I, direct form II, Cascade, parallel realizations.

UNIT III FINITE IMPULSE RESPONSE FILTERS 9

Design of FIR filters - symmetric and Anti-symmetric FIR filters - design of linear phase FIR filters using Fourier series method - FIR filter design using windows (Rectangular, Hamming and Hanning window), Frequency sampling method. FIR filter structures - linear phase structure, direct form realizations

UNIT IV FINITE WORD LENGTH EFFECTS 9

Fixed point and floating point number representation - ADC - quantization - truncation and rounding - quantization noise - input / output quantization - coefficient quantization error - product quantization error - overflow error - limit cycle oscillations due to product quantization and summation - scaling to prevent overflow.

UNIT V DSP APPLICATIONS 9

Multirate signal processing: Decimation, Interpolation, Sampling rate conversion by a rational factor – Adaptive Filters: Introduction, Applications of adaptive filtering to equalization-DSP Architecture- Fixed and Floating point architecture principles

45 PERIODS

PRACTICAL EXERCISES: 30 PERIODS

MATLAB / EQUIVALENT SOFTWARE PACKAGE/ DSP PROCESSOR BASED IMPLEMENTATION

1. Generation of elementary Discrete-Time sequences
2. Linear and Circular convolutions
3. Auto correlation and Cross Correlation
4. Frequency Analysis using DFT
5. Design of FIR filters (LPF/HPF/BPF/BSF) and demonstrates the filtering operation
6. Design of Butterworth and Chebyshev IIR filters (LPF/HPF/BPF/BSF) and demonstrate the filtering operations
7. Study of architecture of Digital Signal Processor
8. Perform MAC operation using various addressing modes
9. Generation of various signals and random noise
10. Design and demonstration of FIR Filter for Low pass, High pass, Band pass and Band stop filtering
11. Design and demonstration of Butter worth and Chebyshev IIR Filters for Low pass, High pass, Band pass and Band stop filtering
12. Implement an Up-sampling and Down-sampling operation in DSP Processor

COURSE OUTCOMES:

At the end of the course students will be able to:

CO1:Apply DFT for the analysis of digital signals and systems

CO2:Design IIR and FIR filters

CO3: Characterize the effects of finite precision representation on digital filters

CO4:Design multirate filters

CO5:Apply adaptive filters appropriately in communication systems

TOTAL:75 PERIODS

TEXT BOOKS:

1. John G. Proakis and Dimitris G. Manolakis, Digital Signal Processing – Principles, Algorithms and Applications, Fourth Edition, Pearson Education / Prentice Hall, 2007.
2. A. V. Oppenheim, R.W. Schaffer and J.R. Buck, —Discrete-Time Signal Processing”, 8th Indian Reprint, Pearson, 2004.

REFERENCES

1. Emmanuel C. Ifeakor & Barrie. W. Jervis, “Digital Signal Processing”, Second Edition, Pearson Education / Prentice Hall, 2002.
2. Sanjit K. Mitra, “Digital Signal Processing – A Computer Based Approach”, Tata Mc Graw Hill, 2007.
3. Andreas Antoniou, “Digital Signal Processing”, Tata Mc Graw Hill, 2006.

CO's-PO's & PSO's MAPPING

CO	PO1	PO2	PO3	PO4	PO5	PO6	PO7	PO8	PO9	PO10	PO11	PO12	PSO1	PSO2	PSO3
1	3	3	3	3	2	2	-	-	-	-	1	1	3	3	2
2	3	3	3	3	2	2	-	-	-	-	1	1	2	2	2
3	3	3	2	2	2	2	-	-	-	-	1	1	1	2	2
4	3	3	2	2	3	1	-	-	-	-	1	1	2	2	3
5	3	2	2	2	3	2	-	-	-	-	1	1	2	2	1
CO	3	3	2	2	2	2	-	-	-	-	1	1	2	2	2

1 - low, 2 - medium, 3 - high, '-' - no correlation

EC3491

COMMUNICATION SYSTEMS

L T P C
3 0 0 3

COURSE OBJECTIVES:

- To introduce Analog Modulation Schemes
- To impart knowledge in random process
- To study various Digital techniques
- To introduce the importance of sampling & quantization
- To impart knowledge in demodulation techniques
- To enhance the class room teaching using smart connectivity instruments

UNIT I AMPLITUDE MODULATION**9**

Review of signals and systems, Time and Frequency domain representation of signals, Principles of Amplitude Modulation Systems- DSB, SSB and VSB modulations. Angle Modulation, Representation of FM and PM signals, Spectral characteristics of angle modulated signals. SSB Generation – Filter and Phase Shift Methods, VSB Generation – Filter Method, Hilbert Transform, Pre-envelope & complex envelope AM techniques, Superheterodyne Receiver.

UNIT II RANDOM PROCESS & SAMPLING**9**

Review of probability and random process. Gaussian and white noise characteristics, Noise in amplitude modulation systems, Noise in Frequency modulation systems. Pre-emphasis and De-emphasis, Threshold effect in angle modulation.

Low pass sampling – Aliasing- Signal Reconstruction-Quantization - Uniform & non-uniform quantization - quantization noise - Nyquist criterion- Logarithmic Companding –PAM, PPM, PWM, PCM – TDM, FDM

UNIT III DIGITAL TECHNIQUES 9

Pulse modulation Differential pulse code modulation. Delta modulation, Noise considerations in PCM,, Digital Multiplexers, Channel coding theorem - Linear Block codes - Hamming codes - Cyclic codes - Convolutional codes - Viterbi Decoder

UNIT IV DIGITAL MODULATION SCHEME 9

Geometric Representation of signals - Generation, detection, IQ representation, PSD & BER of Coherent BPSK, BFSK, & QPSK - QAM - Carrier Synchronization - Structure of Non-coherent Receivers Synchronization and Carrier Recovery for Digital modulation, Spectrum Analysis – Occupied bandwidth – Adjacent channel power, EVM, Principle of DPSK

UNIT V DEMODULATION TECHNIQUES 9

Elements of Detection Theory, Optimum detection of signals in noise, Coherent communication with waveforms- Probability of Error evaluations. Baseband Pulse Transmission- Inter symbol Interference, Optimum demodulation of digital signals over band-limited channels.

TOTAL: 45 PERIODS

COURSE OUTCOMES:

At the end of the course students will be able to

- CO1:** Gain knowledge in amplitude modulation techniques
- CO2:** Understand the concepts of Random Process to the design of communication systems
- CO3:** Gain knowledge in digital techniques
- CO4:** Gain knowledge in sampling and quantization
- CO5:** Understand the importance of demodulation techniques

TEXTBOOKS :

1. Simon Haykins, "Communication Systems", Wiley, 5th Edition, 2009.(Unit I - V)
2. B.P.Lathi, "Modern Digital and Analog Communication Systems", 4th Edition, Oxford University Press, 2011.

REFERENCES :

1. Wayner Tomasi, Electronic Communication System, 5th Edition, Pearson Education,2008.
2. D.Roody, J.Coolen, Electronic Communications, 4th edition PHI 2006
3. A.Papoulis, "Probability, Random variables and Stochastic Processes", McGraw Hill, 3rd edition, 1991.
4. B.Sklar, "Digital Communications Fundamentals and Applications", 2nd Edition Pearson Education 2007
5. H P Hsu, Schaum Outline Series - "Analog and Digital Communications" TMH 2006
6. Couch.L., "Modern Communication Systems", Pearson, 2001

CO's-PO's & PSO's MAPPING

CO	Pos											
	PO1	PO2	PO3	PO4	PO5	PO6	PO7	PO8	PO9	PO10	PO11	PO12
1	3	3	3	3	2	1	1	-	-	-	1	1
2	3	3	3	3	2	1	1	-	-	-	1	1
3	3	3	3	3	3	1	1	-	-	-	1	1
4	3	3	3	3	3	1	1	-	-	-	1	1

5	3	3	3	3	2	1	1	-	-	-	1	1
Avg	3	3	3	3	2.5	1	1	-	-	-	1	1

1 - low, 2 - medium, 3 - high, '-' - no correlation

GE3451 ENVIRONMENTAL SCIENCES AND SUSTAINABILITY

**L T P C
2 0 0 2**

COURSE OBJECTIVES:

- To introduce the basic concepts of environment, ecosystems and biodiversity and emphasize on the biodiversity of India and its conservation.
- To impart knowledge on the causes, effects and control or prevention measures of environmental pollution and natural disasters.
- To facilitate the understanding of global and Indian scenario of renewable and nonrenewable resources, causes of their degradation and measures to preserve them.
- To familiarize the concept of sustainable development goals and appreciate the interdependence of economic and social aspects of sustainability, recognize and analyze climate changes, concept of carbon credit and the challenges of environmental management.
- To inculcate and embrace sustainability practices and develop a broader understanding on green materials, energy cycles and analyze the role of sustainable urbanization.

UNIT I ENVIRONMENT AND BIODIVERSITY 6

Definition, scope and importance of environment – need for public awareness. Eco-system and Energy flow– ecological succession. Types of biodiversity: genetic, species and ecosystem diversity– values of biodiversity, India as a mega-diversity nation – hot-spots of biodiversity – threats to biodiversity: habitat loss, poaching of wildlife, man-wildlife conflicts – endangered and endemic species of India – conservation of biodiversity: In-situ and ex-situ.

UNIT II ENVIRONMENTAL POLLUTION 6

Causes, Effects and Preventive measures of Water, Soil, Air and Noise Pollutions. Solid, Hazardous and E-Waste management. Case studies on Occupational Health and Safety Management system (OHASMS). Environmental protection, Environmental protection acts .

UNIT III RENEWABLE SOURCES OF ENERGY 6

Energy management and conservation, New Energy Sources: Need of new sources. Different types new energy sources. Applications of- Hydrogen energy, Ocean energy resources, Tidal energy conversion. Concept, origin and power plants of geothermal energy.

UNIT IV SUSTAINABILITY AND MANAGEMENT 6

Development , GDP ,Sustainability- concept, needs and challenges-economic, social and aspects of sustainability-from unsustainability to sustainability-millennium development goals, and protocols-Sustainable Development Goals-targets, indicators and intervention areas Climate change- Global, Regional and local environmental issues and possible solutions-case studies. Concept of Carbon Credit, Carbon Footprint. Environmental management in industry-A case study.

UNIT V SUSTAINABILITY PRACTICES 6

Zero waste and R concept, Circular economy, ISO 14000 Series, Material Life cycle assessment, Environmental Impact Assessment. Sustainable habitat: Green buildings, Green materials, Energy efficiency, Sustainable transports. Sustainable energy: Non-conventional Sources, Energy Cycles-carbon cycle, emission and sequestration, Green Engineering: Sustainable urbanization- Socio-economical and technological change.

COURSE OUTCOMES:

CO1:To recognize and understand the functions of environment, ecosystems and biodiversity and their conservation.

CO2:To identify the causes, effects of environmental pollution and natural disasters and contribute to the preventive measures in the society.

CO3:To identify and apply the understanding of renewable and non-renewable resources and contribute to the sustainable measures to preserve them for future generations.

CO4:To recognize the different goals of sustainable development and apply them for suitable technological advancement and societal development.

CO5:To demonstrate the knowledge of sustainability practices and identify green materials, energy cycles and the role of sustainable urbanization.

TEXT BOOKS :

1. Anubha Kaushik and C. P. Kaushik's "Perspectives in Environmental Studies", 6th Edition, New Age International Publishers ,2018.
2. Benny Joseph, 'Environmental Science and Engineering', Tata McGraw-Hill, New Delhi, 2016.
3. Gilbert M.Masters, 'Introduction to Environmental Engineering and Science', 2nd edition, Pearson Education, 2004.
4. Allen, D. T. and Shonnard, D. R., Sustainability Engineering: Concepts, Design and Case Studies, Prentice Hall.
5. Bradley. A.S; Adebayo, A.O., Maria, P. Engineering applications in sustainable design and development, Cengage learning.
6. Environment Impact Assessment Guidelines, Notification of Government of India, 2006.
7. Mackenthun, K.M., Basic Concepts in Environmental Management, Lewis Publication, London, 1998.

REFERENCES :

1. R.K. Trivedi, 'Handbook of Environmental Laws, Rules, Guidelines, Compliances and Standards', Vol. I and II, Enviro Media. 38 . edition 2010.
2. Cunningham, W.P. Cooper, T.H. Gorhani, 'Environmental Encyclopedia', Jaico Publ., House, Mumbai, 2001.
3. Dharmendra S. Sengar, 'Environmental law', Prentice hall of India PVT. LTD, New Delhi, 2007.
4. Rajagopalan, R, 'Environmental Studies-From Crisis to Cure', Oxford University Press, Third Edition, 2015.
5. Erach Bharucha "Textbook of Environmental Studies for Undergraduate Courses" Orient Blackswan Pvt. Ltd. 2013.

CO's-PO's & PSO's MAPPING

CO	PO												PSO		
	1	2	3	4	5	6	7	8	9	10	11	12	1	2	3
1	2	1	-	-	-	2	3	-	-	-	-	2	-	-	-
2	3	2	-	-	-	3	3	-	-	-	-	2	-	-	-
3	3	-	1	-	-	2	2	-	-	-	-	2	-	-	-
4	3	2	1	1	-	2	2	-	-	-	-	2	-	-	-
5	3	2	1	-	-	2	2	-	-	-	-	1	-	-	-
Avg.	2.8	1.8	1	1	-	2.2	2.4	-	-	-	-	1.8	-	-	-

1 - low, 2 - medium, 3 - high, '-' - no correlation

NCC Credit Course Level 2*

NX3451	(ARMY WING) NCC Credit Course Level - II	L T P C
		3 0 0 3

PERSONALITY DEVELOPMENT 9

PD 3	Group Discussion: Change your mindset, Time Management, Social Skills	6
PD 5	Public Speaking	3

LEADERSHIP 7

L 2	Case Studies: APJ Abdul Kalam, Deepa Malik, Maharana Pratap, N Narayan Murty, Ratan Tata, Rabindra Nath Tagore, Role of NCC cadets in 1965	7
-----	--	---

DISASTER MANAGEMENT 13

DM 1	Disaster Management Capsule: Organisation, Types of Disasters, Essential Services, Assistance, Civil Defence Organisation	3
DM 2	Initiative Training, Organising Skills, Do's & Don't's, Natural Disasters, Man Made Disasters	9
DM 3	Fire Service & Fire Fighting	1

ENVIRONMENTAL AWARENESS & CONSERVATION 3

EA 1	Environmental Awareness and Conservation	3
------	--	---

GENERAL AWARENESS 4

GA 1	General Knowledge	4
------	-------------------	---

ARMED FORCES 6

AF 1	Armed Forces, Army, CAPF, Police	6
------	----------------------------------	---

ADVENTURE 1

AD 1	Introduction to Adventure Activities	1
------	--------------------------------------	---

BORDER & COASTAL AREAS 2

BCA 1	History, Geography & Topography of Border/Coastal areas	2
-------	---	---

TOTAL: 45 PERIODS**PROGRESS THROUGH KNOWLEDGE****NCC Credit Course Level 2***

NX3452	(NAVAL WING) NCC Credit Course Level - II	L T P C
		3 0 0 3

PERSONALITY DEVELOPMENT 9

PD 3	Group Discussion: Change your mindset, Time Management, Social Skills	6
PD 5	Public Speaking	3

LEADERSHIP 7

L 2	Case Studies: APJ Abdul Kalam, Deepa Malik, Maharana Pratap, N Narayan Murty, Ratan Tata, Rabindra Nath Tagore, Role of NCC cadets in 1965	7
-----	--	---

DISASTER MANAGEMENT	13
DM 1 Disaster Management Capsule: Organisation, Types of Disasters, Essential Services, Assistance, Civil Defence Organisation	3
DM 2 Initiative Training, Organising Skills, Do's & Don't's, Natural Disasters, Man Made Disasters	9
DM 3 Fire Service & Fire Fighting	1

ENVIRONMENTAL AWARENESS & CONSERVATION	3
EA 1 Environmental Awareness and Conservation	3

GENERAL AWARENESS	4
GA 1 General Knowledge	4

NAVAL ORIENTATION	6
AF 1 Armed Forces and Navy Capsule	3
EEZ 1 EEZ Maritime Security and ICG	3

ADVENTURE	1
AD 1 Introduction to Adventure Activities	1

BORDER & COASTAL AREAS	2
BCA 1 History, Geography & Topography of Border/Coastal areas	2

TOTAL: 45 PERIODS

NX3453	NCC Credit Course Level 2*			
	(AIR FORCE WING) NCC Credit Course Level - II			
		L	T	P C
		3	0 0	3

PERSONALITY DEVELOPMENT	9
PD 3 Group Discussion: Change your mindset, Time Management, Social Skills	6
PD 5 Public Speaking	3

LEADERSHIP	7
L 2 Case Studies: APJ Abdul Kalam, Deepa Malik, Maharana Pratap, N Narayan Murty, Ratan Tata, Rabindra Nath Tagore, Role of NCC cadets in 1965	7

DISASTER MANAGEMENT	13
DM 1 Disaster Management Capsule: Organisation, Types of Disasters, Essential Services, Assistance, Civil Defence Organisation	3
DM 2 Initiative Training, Organising Skills, Do's & Don't's, Natural Disasters, Man Made Disasters	9
DM 3 Fire Service & Fire Fighting	1

ENVIRONMENTAL AWARENESS & CONSERVATION	3
EA 1 Environmental Awareness and Conservation	3

GENERAL AWARENESS	4
GA 1 General Knowledge	4

GENERAL SERVICE KNOWLEDGE	6
GSK 1 Armed Forces & IAF Capsule	2
GSK 2 Modes of Entry in IAF, Civil Aviation	2
GSK 3 Aircrafts - Types, Capabilities & Role	2
ADVENTURE	1
AD 1 Introduction to Adventure Activities	1
BORDER & COASTAL AREAS	2
BCA 1 History, Geography & Topography of Border/Coastal areas	2

TOTAL: 45 PERIODS

EC3461	COMMUNICATION SYSTEMS LABORATORY	L T P C
		0 0 3 1.5

COURSE OBJECTIVES :

- To study the AM & FM Modulation and Demodulation.
- To learn and realize the effects of sampling and TDM.
- To understand the PCM & Digital Modulation.
- To Simulate Digital Modulation Schemes.
- To Implement Equalization Algorithms and Error Control Coding Schemes.

LIST OF EXPERIMENTS

1. AM- Modulator and Demodulator
2. FM - Modulator and Demodulator
3. Pre-Emphasis and De-Emphasis.
4. Signal sampling and TDM.
5. Pulse Code Modulation and Demodulation.
6. Pulse Amplitude Modulation and Demodulation.
7. Pulse Position Modulation and Demodulation and Pulse Width Modulation and Demodulation.
8. Digital Modulation – ASK, PSK, FSK.
9. Delta Modulation and Demodulation.
10. Simulation of ASK, FSK, and BPSK Generation and Detection Schemes.
11. Simulation of DPSK, QPSK and QAM Generation and Detection Schemes.
12. Simulation of Linear Block and Cyclic Error Control coding Schemes.

TOTAL: 45 PERIODS

COURSE OUTCOMES:

At the end of the laboratory course, the student will be able to understand the:

- CO1:**Design AM, FM & Digital Modulators for specific applications.
- CO2:**Compute the sampling frequency for digital modulation.
- CO3:**Simulate & validate the various functional modules of Communication system.
- CO4:**Demonstrate their knowledge in base band signaling schemes through implementation of digital modulation schemes.
- CO5:**Apply various channel coding schemes & demonstrate their capabilities towards the improvement of the noise performance of Communication system.

CO's-PO's & PSO's MAPPING

CO	POs											
	PO1	PO2	PO3	PO4	PO5	PO6	PO7	PO8	PO9	PO10	PO11	PO12
1	3	3	3	3	3	3	-	-	-	1	1	1
2	3	3	3	3	3	2	-	-	-	1	1	1
3	3	3	3	3	3	2	-	-	-	1	1	1
4	3	3	3	3	3	3	-	-	-	1	1	1
5	3	3	3	3	3	2	-	-	-	1	1	1
Avg	3	3	3	3	3	2.5	-	-	-	1	1	1

1 - low, 2 - medium, 3 - high, '-' - no correlation

EC3462

LINEAR INTEGRATED CIRCUITS LABORATORY

L T P C

0 0 3 1.5

COURSE OBJECTIVES:

- To gain hands on experience in designing electronic circuits
- To learn simulation software used in circuit design
- To learn the fundamental principles of amplifier circuits
- To differentiate feedback amplifiers and oscillators.
- To differentiate the operation of various multivibrators

LIST OF EXPERIMENTS:

DESIGN AND ANALYSIS OF THE FOLLOWING CIRCUITS

1. Series and Shunt feedback amplifiers-Frequency response, Input and output impedance
2. RC Phase shift oscillator and Wien Bridge Oscillator
3. Hartley Oscillator and Colpitts Oscillator
4. RC Integrator and Differentiator circuits using Op-Amp
5. Clippers and Clampers
6. Instrumentation amplifier
7. Active low-pass, High pass & Band pass filters
8. PLL Characteristics and its use as frequency multiplier, clock synchronization
9. R-2R ladder type D-A converter using Op-Amp

SIMULATION USING SPICE (Using Transistor):

1. Tuned Collector Oscillator
2. Twin -T Oscillator / Wein Bridge Oscillator
3. Double and Stagger tuned Amplifiers
4. Bistable Multivibrator
5. Schmitt Trigger circuit with Predictable hysteresis
6. Analysis of power amplifier

Components and Accessories:

Transistors, Resistors, Capacitors, Inductors, diodes, Zener Diodes, Bread Boards, Transformers.
SPICE Circuit Simulation Software: (any public domain or commercial software)

Note: Op-Amps uA741, LM 301, LM311, LM 324, LM317, LM723, 7805, 7812, 2N3524, 2N3525, 2N3391, AD 633, LM 555, LM 565 may be used

TOTAL: 45 PERIODS

COURSE OUTCOMES:

At the end of the course the students will be able to

CO1:Analyze various types of feedback amplifiers

CO2:Design oscillators, tuned amplifiers, wave-shaping circuits and multivibrators

CO3:Design and simulate feedback amplifiers,oscillators, tuned amplifiers, wave- shaping circuits and multivibrators, filters using SPICE Tool.

CO4:Design amplifiers, oscillators, D-A converters using operational amplifiers.

CO5:Design filters using op-amp and perform an experiment on frequency response

CO's-PO's & PSO's MAPPING

CO	PO1	PO2	PO3	PO4	PO5	PO6	PO7	PO8	PO9	PO10	PO11	PO12
CO1	2	3	3	3	-	-	-	-	-	-	1	1
CO2	2	3	3	3	-	-	-	-	-	-	1	1
CO3	2	3	3	3	-	-	-	-	-	-	1	1
CO4	2	3	3	3	2	-	-	-	-	-	1	1
CO5	-	-	-	-	-	-	-	-	-	-	-	-
Avg	2	3	3	3	2	-	-	-	-	-	1	1

1 - low, 2 - medium, 3 - high, '-' - no correlation

EC3501

WIRELESS COMMUNICATION

L T P C

3 0 2 4

COURSE OBJECTIVES:

- To study and understand the concepts and design of a Cellular System.
- To Study And Understand Mobile Radio Propagation And Various Digital Modulation Techniques.
- To Understand The Concepts Of Multiple Access Techniques And Wireless Networks

UNIT-I THE CELLULAR CONCEPT-SYSTEM DESIGN FUNDAMENTALS 9

Introduction-FrequencyReuse-Channel Assignment Strategies-**Handoff Strategies:**Prioritizing Handoffs, Practical Handoff Considerations. **Interference And System Capacity:** Co-Channel Interference And System Capacity-Channel Planning For Wireless Systems, Adjacent Channel Interference, Power Control For Reducing Interference, Trunking And Grade Of Service. **Improving Coverage And Capacity In Cellular Systems:** Cell Splitting, Sectoring.

UNIT-II MOBILE RADIO PROPAGATION 9

Large Scale Path Loss: Introduction To Radio Wave Propagation - Free Space Propagation Model – **Three Basic Propagation Mechanism:** Reflection – Brewster Angle- Diffraction- Scattering.**Small Scale Fading And Multipath:** Small Scale Multipath Propagation, Factors Influencing Small-Scale Fading, Doppler Shift, Coherence Bandwidth, Doppler Spread And Coherence Time. **Types Of Small- Scale Fading:** Fading Effects Due To Multipath Time Delay Spread, Fading Effects Due To Doppler Spread.

UNIT- III MODULATION TECHNIQUES AND EQUALIZATION AND DIVERSITY 9

Digital Modulation – An Overview: Factors That Influence The Choice Of Digital Modulation, **Linear Modulation Techniques:** Minimum Shift Keying (MSK), Gaussian Minimum Shift Keying(GMSK), **Spread Spectrum Modulation Techniques:** Pseudo- Noise (PN) Sequences, Direct Sequence Spread Spectrum (DS-SS)- Modulation Performance In Fading And Multipath

Channels- **Equalization, Diversity And Channel Coding:** Introduction-Fundamentals Of Equalization- **Diversity Techniques:** Practical Space Diversity Considerations, Polarization Diversity, Frequency Diversity, Time Diversity.

UNIT- IV MULTIPLE ACCESS TECHNIQUES

9

Introduction: Introduction To Multiple Access- Frequency Division Multiple Access(FDMA)- Time Division Multiple Access(TDMA)- Spread Spectrum Multiple Access-Code Division Multiple Access(CDMA)- Space Division Multiple Access(SDMA)- **Capacity Of Cellular Systems:** Capacity Of Cellular CDMA, Capacity Of CDMA With Multiple Cells.

UNIT- V WIRELESS NETWORKING

9

Introduction: Difference Between Wireless And Fixed Telephone Networks, The Public Switched Telephone Network(PSTN), **Development Of Wireless Networks:** First Generation Wireless Networks, Second Generation Wireless Networks, Third Generation Wireless Networks, Fixed Network Transmission Hierarchy, **Traffic Routing In Wireless Networks:** Circuit Switching, Packet Switching- **Personal Communication Services/ Networks(PCS/PCNs):** Packet Vs Circuit Switching For PCN, Cellular Packet- Switched Architecture- Packet Reservation Multiple Access(PRMA)- **Network Databases:** Distributed Database For Mobility Management- Universal Mobile Telecommunication Systems(UMTS).

45 PERIODS

PRACTICAL EXERCISES:

30 PERIODS

1. Modeling of wireless communication systems using Matlab(Two ray channel and Okumura –Hata model)
2. Modeling and simulation of Multipath fading channel
3. Design, analyze and test Wireless standards and evaluate the performance measurements such as BER, PER, BLER, throughput, capacity, ACLR, EVM for 4G and 5G using Matlab
4. Modulation: Spread Spectrum – DSSS Modulation & Demodulation
5. Wireless Channel equalization: Zero-Forcing Equalizer (ZFE), MMSE Equalizer(MMSEE), Adaptive Equalizer (ADE), Decision Feedback Equalizer (DFE)
6. Modeling and simulation of TDMA, FDMA and CDMA for wireless communication

TOTAL:75 PERIODS

COURSE OUTCOMES :

Upon successful completion of the course the student will be able to:

CO1: Understand The Concept And Design Of A Cellular System.

CO2: Understand Mobile Radio Propagation And Various Digital Modulation Techniques.

CO3: Understand The Concepts Of Multiple Access Techniques And Wireless Networks

CO4: Characterize a wireless channel and evolve the system design specifications

CO5: Design a cellular system based on resource availability and traffic demands.

TEXT BOOK :

1. Rappaport, T.S., -Wireless communications”, Pearson Education, Second Edition, 2010.

REFERENCES :

1. Wireless Communication –Andrea Goldsmith, Cambridge University Press, 2011
2. Van Nee, R. and Ramji Prasad, —OFDM for wireless multimedia communications, Artech House, 2000
3. David Tse and Pramod Viswanath, —Fundamentals of Wireless Communication, Cambridge University Press, 2005.
4. Upena Dalal, —Wireless Communication”, Oxford University Press, 2009.
5. Andreas.F. Molisch, —Wireless Communications”, John Wiley – India, 2006.

6. Wireless Communication and Networks –William Stallings ,Pearson Education, Second Edition 2002.

CO's-PO's & PSO's MAPPING

CO	PO 1	PO 2	PO 3	PO 4	PO 5	PO 6	PO 7	PO 8	PO 9	PO1 0	PO1 1	PO1 2	PSO 1	PSO 2	PSO 3
1	3	2	2	3	3	1	-	-	-	-	-	1	3	1	1
2	3	3	2	1	3	2	-	-	-	-	-	-	3	1	2
3	3	3	3	3	2	2	-	-	-	-	-	1	3	1	2
4	2	3	2	2	2	2	-	-	-	-	-	1	2	1	1
5	2	-	3	3	2	1	-	-	-	-	-	1	2	2	2
CO	3	3	2	2	2	2	-	-	-	-	-	1	3	1	2

1 - low, 2 - medium, 3 - high, '-' - no correlation

EC3552

VLSI AND CHIP DESIGN

L T P C
3 0 0 3

COURSE OBJECTIVES:

- Understand the fundamentals of IC technology components and their characteristics.
- Understand combinational logic circuits and design principles.
- Understand sequential logic circuits and clocking strategies.
- Understand ASIC Design functioning and design.
- Understand Memory Architecture and building blocks

UNIT I MOS TRANSISTOR PRINCIPLES 9

MOS logic families (NMOS and CMOS), Ideal and Non Ideal IV Characteristics, CMOS devices. MOS(FET) Transistor Characteristic under Static and Dynamic Conditions, Technology Scaling, power consumption

UNIT II COMBINATIONAL LOGIC CIRCUITS 9

Propagation Delays, stick diagram, Layout diagrams, Examples of combinational logic design, Elmore's constant, Static Logic Gates, Dynamic Logic Gates, Pass Transistor Logic, Power Dissipation, Low Power Design principles.

UNIT III SEQUENTIAL LOGIC CIRCUITS AND CLOCKING STRATEGIES 9

Static Latches and Registers, Dynamic Latches and Registers, Pipelines, Nonbistable Sequential Circuits. Timing classification of Digital Systems, Synchronous Design, Self-Timed Circuit Design .

UNIT IV INTERCONNECT , MEMORY ARCHITECTURE AND ARITHMETIC CIRCUITS 9

Interconnect Parameters – Capacitance, Resistance, and Inductance, Electrical Wire Models, Sequential digital circuits: adders, multipliers, comparators, shift registers. Logic Implementation using Programmable Devices (ROM, PLA, FPGA), Memory Architecture and Building Blocks, Memory Core and Memory Peripherals Circuitry

UNIT V ASIC DESIGN AND TESTING 9

Introduction to wafer to chip fabrication process flow. Microchip design process & issues in test and verification of complex chips, embedded cores and SOCs, Fault models, Test coding. ASIC Design Flow, Introduction to ASICs, Introduction to test benches, Writing test benches in Verilog HDL,

Automatic test pattern generation, Design for testability, Scan design: Test interface and boundary scan.

TOTAL: 45 PERIODS

COURSE OUTCOMES:

Upon successful completion of the course the student will be able to

- CO1:** In depth knowledge of MOS technology
- CO2:** Understand Combinational Logic Circuits and Design Principles
- CO3:** Understand Sequential Logic Circuits and Clocking Strategies
- CO4:** Understand Memory architecture and building blocks
- CO5:** Understand the ASIC Design Process and Testing.

TEXTBOOKS

1. Jan D Rabaey, Anantha Chandrakasan, “ Digital Integrated Circuits: A Design Perspective”, PHI, 2016.(Units II, III and IV).
2. Neil H E Weste, Kamran Eshranghian, “ Principles of CMOS VLSI Design: A System Perspective,” Addison Wesley, 2009.(Units - I, IV).
3. Michael J Smith ,” Application Specific Integrated Circuits, Addison Wesley, (Unit - V)
4. Samir Palnitkar,” Verilog HDL:A guide to Digital Design and Synthesis”, Second Edition, Pearson Education,2003.(Unit - V)
5. Parag K.Lala,” Digital Circuit Testing and Testability”, Academic Press, 1997, (Unit - V)

REFERENCES

1. D.A. Hodges and H.G. Jackson, Analysis and Design of Digital Integrated Circuits, International Student Edition, McGraw Hill 1983
2. P. Rashinkar, Paterson and L. Singh, "System-on-a-Chip Verification-Methodology and Techniques", Kluwer Academic Publishers,2001
3. Samiha Mourad and Yervant Zorian, “Principles of Testing Electronic Systems”, Wiley 2000
4. M. Bushnell and V. D. Agarwal, "Essentials of Electronic Testing for Digital, Memory and Mixed-Signal VLSI Circuits", Kluwer Academic Publishers,2000

CO's-PO's & PSO's MAPPING

C	PO	PO	PO	PO	PO	PO	PO	PO	PO	PO1	PO1	PO1	PSO	PSO	PSO
1	1	1	-	-	-	-	-	-	-	-	-	-	3	3	3
2	3	2	3	2	-	-	-	-	-	-	-	1	3	3	3
3	2	3	2	3	1	1	-	-	-	-	-	2	3	2	3
4	-	-	1	1	-	-	-	-	-	-	-	3	3	3	2
5	-	-	-	-	-	2	-	-	-	-	1	-	3	2	2
C	2	2	2	2	1	1.5	-	-	-	-	1	2	3	3	3

1 - low, 2 - medium, 3 - high, '-' - no correlation

EC3551

TRANSMISSION LINES AND RF SYSTEMS

L T P C

3 0 0 3

COURSE OBJECTIVES:

- To introduce the various types of transmission lines and its characteristics
- To understand high frequency line, power and impedance measurements
- To impart technical knowledge in impedance matching using Smith Chart.
- To introduce passive filters and basic knowledge of active RF components
- To learn the concepts of a RF system transceiver design.

- UNIT I TRANSMISSION LINE THEORY 9**
 General theory of Transmission lines - the transmission line - general solution - The infinite line - Wavelength, velocity of propagation - Waveform distortion - the distortion less line - Loading and different methods of loading - Line not terminated in Z_0 - Reflection coefficient - calculation of current, voltage, power delivered and efficiency of transmission - Input and transfer impedance - Open and short circuited lines - reflection factor and reflection loss.
- UNIT II HIGH FREQUENCY TRANSMISSION LINES 9**
 Transmission line equations at radio frequencies - Line of Zero dissipation - Voltage and current on the dissipation less line, Standing Waves, Nodes, Standing Wave Ratio - Input impedance of the dissipation less line - Open and short circuited lines - Power and impedance measurement on lines - Reflection losses - Measurement of VSWR and wavelength.
- UNIT III IMPEDANCE MATCHING IN HIGH FREQUENCY LINE 9**
 Impedance matching: Quarter wave transformer, One Eighth wave line, Half wave line- Impedance matching by stubs- Single stub and double stub matching - Smith chart – Application of Smith chart, Solutions of problems using Smith chart - Single and double stub matching using Smith chart.
- UNIT IV WAVEGUIDES 9**
 Waves between parallel planes of perfect conductors- Transverse Electric waves and Transverse Magnetic waves, Characteristics of TE and TM waves, Transverse Electromagnetic waves, TM and TE waves in Rectangular waveguides, TM and TE waves in Circular waveguides.
- UNIT V RF SYSTEM DESIGN CONCEPTS 9**
 Active RF components: Semiconductor basics in RF, bipolar junction transistors, RF field effect transistors, High electron mobility transistors, Fundamentals of MMIC, Basic concepts of RF design: Filters, couplers, power dividers, Amplifier power relations, Low noise amplifiers, Power amplifiers.

COURSE OUTCOMES:

- CO1:** Explain the characteristics of transmission lines and its losses.
CO2: Calculate the standing wave ratio and input impedance in high frequency transmission lines.
CO3: Analyze impedance matching by stubs using Smith Charts.
CO4: Comprehend the characteristics of TE and TM waves.
CO5: Design a RF transceiver system for wireless communication

TOTAL:45 PERIODS

TEXTBOOKS

1. John D Ryder, "Networks lines and fields", Prentice Hall of India, New Delhi, 2005. (Unit I–IV)
2. Mathew M. Radmanesh, "Radio Frequency & Microwave Electronics", Pearson Education Asia, Second Edition, 2002 (Unit – V)
3. Annapurna Das, Sisir K. Das, "Microwave Engineering", McGraw Hill Education (India) private limited, Third edition, 2000. (Unit – V)

REFERENCES

1. Reinhold Ludwig and Powel Bretchko, "RF Circuit Design" – Theory and Applications", Pearson Education Asia, First Edition, 2001.
2. D. K. Misra, "Radio Frequency and Microwave Communication Circuits"- Analysis and Design, John Wiley & Sons, 2004.
3. Richard Chi-Hsi Li - , "RF Circuit Design" – A John Wiley & Sons, Inc, Publications
4. W.Alan Davis, Krishna Agarwal, "Radio Frequency Circuit Design", John willy & Sons, 2001

CO's-PO's & PSO's MAPPING

CO	PO1	PO2	PO3	PO4	PO5	PO6	PO7	PO8	PO9	PO10	PO11	PO12	PSO1	PSO2	PSO3
1	3	3	3	3	2	1	-	-	-	1	-	1	2	1	1
2	3	2	2	3	2	1	-	-	-	1	-	1	2	1	1
3	3	3	3	2	1	2	-	-	-	1	-	1	2	1	1
4	3	3	2	3	2	1	-	-	-	1	-	1	2	1	1
5	3	2	3	2	2	1	-	-	-	1	-	1	2	1	1
CO	3	3	3	3	2	1	-	-	-	1	-	1	2	1	1

1 - low, 2 - medium, 3 - high, '-' - no correlation

EC3561

VLSI LABORATORY

LT P C

0 0 4 2

COURSE OBJECTIVES:

- To learn Hardware Descriptive Language (Verilog/VHDL).
- To learn the fundamental principles of Digital System Design using HDL and FPGA.
- To learn the fundamental principles of VLSI circuit design in digital domain
- To learn the fundamental principles of VLSI circuit design in analog domain
- To provide hands on design experience with EDA platforms.

LIST OF EXPERIMENTS:

1. Design of basic combinational and sequential (Flip-flops) circuits using HDL. Simulate it using Xilinx/Altera Software and implement by Xilinx/Altera FPGA
2. Design an Adder ; Multiplier (Min 8 Bit) using HDL. Simulate it using Xilinx/Altera Software and implement by Xilinx/Altera FPGA
3. Design and implement Universal Shift Register using HDL. Simulate it using Xilinx/Altera Software
4. Design Memories using HDL. Simulate it using Xilinx/Altera Software and implement by Xilinx/Altera FPGA
5. Design Finite State Machine (Moore/Mealy) using HDL. Simulate it using Xilinx/Altera Software and implement by Xilinx/Altera FPGA
6. Design 3-bit synchronous up/down counter using HDL. Simulate it using Xilinx/Altera Software and implement by Xilinx/Altera FPGA
7. Design 4-bit Asynchronous up/down counter using HDL. Simulate it using Xilinx/Altera Software and implement by Xilinx/Altera FPGA
8. Design and simulate a CMOS Basic Gates & Flip-Flops. Generate Manual/Automatic Layout .
9. Design and simulate a 4-bit synchronous counter using a Flip-Flops. Generate Manual/Automatic Layout
10. Design and Simulate a CMOS Inverting Amplifier.
11. Design and Simulate basic Common Source, Common Gate and Common Drain Amplifiers.
12. Design and simulate simple 5 transistor differential amplifier.

COURSE OUTCOMES:

On completion of the course, students will be able to:

CO1: Write HDL code for basic as well as advanced digital integrated circuit

CO2: Import the logic modules into FPGA Boards

CO3: Synthesize Place and Route the digital Ips

CO4: Design, Simulate and Extract the layouts of Digital & Analog IC Blocks using EDA tools

CO5: Test and Verification of IC design

TOTAL: 60 PERIODS

CO's-PO's & PSO's MAPPING

C	PO	PO	PO	PO	PO	PO	PO	PO	PO	PO1	PO1	PO1	PSO	PSO	PSO
1	2	-	-	-	-	-	-	-	-	-	-	-	2	3	2
2	3	3	1	1	-	-	-	-	-	-	-	-	2	1	2
3	1	2	2	2	-	-	-	-	-	-	1	1	2	2	2
4	-	1	3	3	1	-	-	-	-	-	1	1	2	2	2
5	3	3	3	3	1	-	-	-	-	-	1	1	2	2	2
C	2.2	2.2	2.2	2.2	1	-	-	-	-	-	1	1	2	2	2

1 - low, 2 - medium, 3 - high, '-' - no correlation

ET3491

EMBEDDED SYSTEMS AND IOT DESIGN

L T P C
3 0 2 4

COURSE OBJECTIVES :

- Learn the architecture and features of 8051.
- Study the design process of an embedded system.
- Understand the real – time processing in an embedded system.
- Learn the architecture and design flow of IoT.
- Build an IoT based system.

UNIT I 8051 MICROCONTROLLER

9

Microcontrollers for an Embedded System – 8051 – Architecture – Addressing Modes – Instruction Set – Program and Data Memory – Stacks – Interrupts – Timers/Counters – Serial Ports – Programming.

UNIT II EMBEDDED SYSTEMS

9

Embedded System Design Process – Model Train Controller – ARM Processor – Instruction Set Preliminaries – CPU – Programming Input and Output – Supervisor Mode – Exceptions and Trap – Models for programs – Assembly, Linking and Loading – Compilation Techniques – Program Level Performance Analysis.

UNIT III PROCESSES AND OPERATING SYSTEMS

9

Structure of a real – time system – Task Assignment and Scheduling – Multiple Tasks and Multiple Processes – Multirate Systems – Pre-emptive real – time Operating systems – Priority based scheduling – Interprocess Communication Mechanisms – Distributed Embedded Systems – MPSoCs and Shared Memory Multiprocessors – Design Example – Audio Player, Engine Control Unit and Video Accelerator.

UNIT IV IOT ARCHITECTURE AND PROTOCOLS

9

Internet – of – Things – Physical Design, Logical Design – IoT Enabling Technologies – Domain Specific IoTs – IoT and M2M – IoT System Management with NETCONF – YANG – IoT Platform Design – Methodology – IoT Reference Model – Domain Model – Communication Model – IoT Reference Architecture – IoT Protocols - MQTT, XMPP, Modbus, CANBUS and BACNet.

UNIT V IOT SYSTEM DESIGN**9**

Basic building blocks of an IoT device – Raspberry Pi – Board – Linux on Raspberry Pi – Interfaces – Programming with Python – Case Studies: Home Automation, Smart Cities, Environment and Agriculture.

45 PERIODS**PRACTICAL EXERCISES****30 PERIODS**

Experiments using 8051.

1. Programming Arithmetic and Logical Operations in 8051.
2. Generation of Square waveform using 8051.
3. Programming using On – Chip ports in 8051.
4. Programming using Serial Ports in 8051.
5. Design of a Digital Clock using Timers/Counters in 8051.

Experiments using ARM

Interfacing ADC and DAC

Blinking of LEDs and LCD

Interfacing keyboard and Stepper Motor.

Miniprojects for IoT

Garbage Segregator and Bin Level Indicator

Colour based Product Sorting

Image Processing based Fire Detection

Vehicle Number Plate Detection

Smart Lock System

TOTAL: 60 PERIODS**COURSE OUTCOMES:****CO1:** Explain the architecture and features of 8051.**CO2:** Develop a model of an embedded system.**CO3:** List the concepts of real time operating systems.**CO4:** Learn the architecture and protocols of IoT.**CO5:** Design an IoT based system for any application.**TEXTBOOKS :**

1. Mohammed Ali Mazidi, Janice Gillispie Mazidi, Rolin D.McKinlay, The 8051 Microcontroller and Embedded Systems Using Assembly and C, Second Edition, Pearson Education, 2008.(Unit – I)
2. Marilyn Wolf, Computers as Components – Principles of Embedded Computing System Design, Third Edition, Morgan Kaufmann, 2012.(Unit – II,III)
3. Arshdeep Bahga, Vijay Madisetti, Internet – of- Things – A Hands on Approach, Universities Press, 2015.(Unit – IV,V)

REFERENCES :

1. Mayur Ramgir, Internet – of – Things, Architecture, Implementation and Security, First Edition, Pearson Education, 2020.
2. Lyla B.Das, Embedded Systems: An Integrated Approach, Pearson Education 2013.
3. Jane.W.S .Liu, Real – Time Systems, Pearson Education, 2003.

CO's-PO's & PSO's MAPPING

C	PO	PO	PO	PO	PO	PO	PO	PO	PO	PO1	PO1	PO1	PSO	PSO	PSO
1	3	3	3	2	2	-	-	-	-	-	-	-	3	2	1
2	3	3	3	2	2	-	-	-	-	-	-	-	3	2	1
3	3	3	2	2	2	-	-	-	-	-	-	-	2	1	1
4	3	3	2	2	2	-	-	-	-	-	-	-	3	3	2

5	3	3	3	3	3	-	-	-	-	-	-	-	-	3	3	2
C	3	3	2.6	2.2	2.2	-	-	-	-	-	-	-	-	2.8	2.2	1.4

1 - low, 2 - medium, 3 - high, '-' - no correlation

CS3491

ARTIFICIAL INTELLIGENCE AND MACHINE LEARNING

L T P C

3 0 2 4

COURSE OBJECTIVES:

The main objectives of this course are to:

- Study about uninformed and Heuristic search techniques.
- Learn techniques for reasoning under uncertainty
- Introduce Machine Learning and supervised learning algorithms
- Study about ensembling and unsupervised learning algorithms
- Learn the basics of deep learning using neural networks

UNIT I PROBLEM SOLVING 9

Introduction to AI - AI Applications - Problem solving agents – search algorithms – uninformed search strategies – Heuristic search strategies – Local search and optimization problems – adversarial search – constraint satisfaction problems (CSP)

UNIT II PROBABILISTIC REASONING 9

Acting under uncertainty – Bayesian inference – naïve bayes models. Probabilistic reasoning – Bayesian networks – exact inference in BN – approximate inference in BN – causal networks.

UNIT III SUPERVISED LEARNING 9

Introduction to machine learning – Linear Regression Models: Least squares, single & multiple variables, Bayesian linear regression, gradient descent, Linear Classification Models: Discriminant function – Probabilistic discriminative model - Logistic regression, Probabilistic generative model – Naive Bayes, Maximum margin classifier – Support vector machine, Decision Tree, Random forests

UNIT IV ENSEMBLE TECHNIQUES AND UNSUPERVISED LEARNING 9

Combining multiple learners: Model combination schemes, Voting, Ensemble Learning - bagging, boosting, stacking, Unsupervised learning: K-means, Instance Based Learning: KNN, Gaussian mixture models and Expectation maximization

UNIT V NEURAL NETWORKS 9

Perceptron - Multilayer perceptron, activation functions, network training – gradient descent optimization – stochastic gradient descent, error backpropagation, from shallow networks to deep networks – Unit saturation (aka the vanishing gradient problem) – ReLU, hyperparameter tuning, batch normalization, regularization, dropout.

45 PERIODS

PRACTICAL EXERCISES:

30 PERIODS

1. Implementation of Uninformed search algorithms (BFS, DFS)
2. Implementation of Informed search algorithms (A*, memory-bounded A*)
3. Implement naïve Bayes models
4. Implement Bayesian Networks
5. Build Regression models
6. Build decision trees and random forests

7. Build SVM models
8. Implement ensembling techniques
1. Implement clustering algorithms
2. Implement EM for Bayesian networks
3. Build simple NN models
4. Build deep learning NN models

OUTCOMES:

At the end of this course, the students will be able to:

CO1: Use appropriate search algorithms for problem solving

CO2: Apply reasoning under uncertainty

CO3: Build supervised learning models

CO4: Build ensembling and unsupervised models

CO5: Build deep learning neural network models

TOTAL:75 PERIODS

TEXT BOOKS:

1. Stuart Russell and Peter Norvig, "Artificial Intelligence – A Modern Approach", Fourth Edition, Pearson Education, 2021.
2. Ethem Alpaydin, "Introduction to Machine Learning", MIT Press, Fourth Edition, 2020.

REFERENCES

1. Dan W. Patterson, "Introduction to AI and ES", Pearson Education, 2007
2. Kevin Night, Elaine Rich, and Nair B., "Artificial Intelligence", McGraw Hill, 2008
3. Patrick H. Winston, "Artificial Intelligence", Third Edition, Pearson Education, 2006
4. Deepak Khemani, "Artificial Intelligence", Tata McGraw Hill Education, 2013 (<http://nptel.ac.in/>)
5. Christopher M. Bishop, "Pattern Recognition and Machine Learning", Springer, 2006.
6. Tom Mitchell, "Machine Learning", McGraw Hill, 3rd Edition, 1997.
7. Charu C. Aggarwal, "Data Classification Algorithms and Applications", CRC Press, 2014
8. Mehryar Mohri, Afshin Rostamizadeh, Ameet Talwalkar, "Foundations of Machine Learning", MIT Press, 2012.
9. Ian Goodfellow, Yoshua Bengio, Aaron Courville, "Deep Learning", MIT Press, 2016

CO's-PO's & PSO's MAPPING

CO	PO1	PO2	PO3	PO4	PO5	PO6	PO7	PO8	PO9	PO10	PO11	PO12	PSO1	PSO2	PSO3
1	3	2	2	3	1	3	2	-	-	-	-	1	3	3	3
2	3	2	2	3	1	3	2	-	-	-	-	1	3	3	3
3	1	2	1	3	2	3	2	-	-	-	-	1	3	3	3
4	1	2	3	1	3	3	2	-	-	-	-	1	3	3	3
5	2	2	2	-	3	3	2	-	-	-	-	1	3	3	3
CO	2	2	2	2	2	3	2	-	-	-	-	1	3	3	3

1 - low, 2 - medium, 3 - high, '-' - no correlation

NCC Credit Course Level 3*		L T P C
NX3651	(ARMY WING) NCC Credit Course - III	3 0 0 3
PERSONALITY DEVELOPMENT		9
PD 3	Group Discussion: Team Work	2
PD 4	Career Counselling, SSB Procedure & Interview Skills	3
PD 5	Public Speaking	4
BORDER & COASTAL AREAS		4
BCA 2	Security Setup and Border/Coastal management in the area	2
BCA 3	Security Challenges & Role of cadets in Border management	2
ARMED FORCES		3
AF 2	Modes of Entry to Army, CAPF, Police	3
COMMUNICATION		3
C 1	Introduction to Communication & Latest Trends	3
INFANTRY		3
INF 1	Organisation of Infantry Battalion & its weapons	3
MILITARY HISTORY		23
MH 1	Biographies of Renowned Generals	4
MH 2	War Heroes - PVC Awardees	4
MH 3	Study of Battles - Indo Pak War 1965, 1971 & Kargil	9
MH 4	War Movies	6
TOTAL: 45 PERIODS		

NCC Credit Course Level 3*		L T P C
NX3652	(NAVAL WING) NCC Credit Course - III	3 0 0 3
PERSONALITY DEVELOPMENT		9
PD 3	Group Discussion: Team Work	2
PD 4	Career Counselling, SSB Procedure & Interview Skills	3
PD 5	Public Speaking	4
BORDER & COASTAL AREAS		4
BCA 2	Security Setup and Border/Coastal management in the area	2
BCA 3	Security Challenges & Role of cadets in Border management	2
NAVAL ORIENTATION		6
NO 3	Modes of Entry - IN, ICG, Merchant Navy	3
AF 2	Naval Expeditions & Campaigns	3
NAVAL COMMUNICATION		2
NC 1	Introduction to Naval Communications	1
NC 2	Semaphore	1
NAVIGATION		2
N 1	Navigation of Ship - Basic Requirements	1
N 2	Chart Work	1

SEAMANSHIP		15
MH 1	Introduction to Anchor Work	2
MH 2	Rigging Capsule	6
MH 3	Boatwork - Parts of Boat	2
MH 4	Boat Pulling Instructions	2
MH 5	Whaler Sailing Instructions	3
FIRE FIGHTING FLOODING & DAMAGE CONTROL		4
FFDC 1	Fire Fighting	2
FFDC 2	Damage Control	2
SHIP MODELLING		3
SM	Ship Modelling Capsule	3
TOTAL : 45 PERIODS		

NCC Credit Course Level 3*

NX3653	(AIR FORCE WING) NCC Credit Course Level - III	L T P C
		3 0 0 3

PERSONALITY DEVELOPMENT		9
PD 3	Group Discussion: Team Work	2
PD 4	Career Counselling, SSB Procedure & Interview Skills	3
PD 5	Public Speaking	4
BORDER & COASTAL AREAS		4
BCA 2	Security Setup and Border/Coastal management in the area	2
BCA 3	Security Challenges & Role of cadets in Border management	2
AIRMANSHIP		1
A 1	Airmanship	1
BASIC FLIGHT INSTRUMENTS		3
FI 1	Basic Flight Instruments	3
AERO MODELLING		3
AM 1	Aero Modelling Capsule	3
GENERAL SERVICE KNOWLEDGE		2
GSK 4	Latest Trends & Acquisitions	2
AIR CAMPAIGNS		6
AC 1	Air Campaigns	6
PRINCIPLES OF FLIGHT		6
PF 1	Principles of Flight	3
PF 2	Forces acting on Aircraft	3
NAVIGATION		5
NM 1	Navigation	2
NM 2	Introduction to Met and Atmosphere	3

AERO ENGINES		6
E 1	Introduction and types of Aero Engine	3
E 2	Aircraft Controls	3

TOTAL : 45 PERIODS

GE3791	HUMAN VALUES AND ETHICS	L T P C
		2 0 0 2

COURSE DESCRIPTION

This course aims to provide a broad understanding about the modern values and ethical principles that have evolved and are enshrined in the Constitution of India with regard to the democratic, secular and scientific aspects. The course is designed for undergraduate students so that they could study, understand and apply these values in their day to day life.

COURSE OBJECTIVES:

- To create awareness about values and ethics enshrined in the Constitution of India
- To sensitize students about the democratic values to be upheld in the modern society.
- To inculcate respect for all people irrespective of their religion or other affiliations.
- To instill the scientific temper in the students' minds and develop their critical thinking.
- To promote sense of responsibility and understanding of the duties of citizen.

UNIT I DEMOCRATIC VALUES 6

Understanding Democratic values: Equality, Liberty, Fraternity, Freedom, Justice, Pluralism, Tolerance, Respect for All, Freedom of Expression, Citizen Participation in Governance – World Democracies: French Revolution, American Independence, Indian Freedom Movement.

Reading Text: Excerpts from John Stuart Mills' *On Liberty*

UNIT II SECULAR VALUES 6

Understanding Secular values – Interpretation of secularism in Indian context - Disassociation of state from religion – Acceptance of all faiths – Encouraging non-discriminatory practices.

Reading Text: Excerpt from *Secularism in India: Concept and Practice* by Ram Puniyani

UNIT III SCIENTIFIC VALUES 6

Scientific thinking and method: Inductive and Deductive thinking, Proposing and testing Hypothesis, Validating facts using evidence based approach – Skepticism and Empiricism – Rationalism and Scientific Temper.

Reading Text: Excerpt from *The Scientific Temper* by Antony Michaelis R

UNIT IV SOCIAL ETHICS 6

Application of ethical reasoning to social problems – Gender bias and issues – Gender violence – Social discrimination – Constitutional protection and policies – Inclusive practices.

Reading Text: Excerpt from *21 Lessons for the 21st Century* by Yuval Noah Harari

UNIT V SCIENTIFIC ETHICS

6

Transparency and Fairness in scientific pursuits – Scientific inventions for the betterment of society - Unfair application of scientific inventions – Role and Responsibility of Scientist in the modern society.

Reading Text: Excerpt from *American Prometheus: The Triumph and Tragedy of J.Robert Oppenheimer* by Kai Bird and Martin J. Sherwin.

TOTAL: 30 PERIODS

REFERENCES:

1. The Nonreligious: Understanding Secular People and Societies, Luke W. Galen Oxford University Press, 2016.
2. Secularism: A Dictionary of Atheism, Bullivant, Stephen; Lee, Lois, Oxford University Press, 2016.
3. The Oxford Handbook of Secularism, John R. Shook, Oxford University Press, 2017.
4. The Civic Culture: Political Attitudes and Democracy in Five Nations by Gabriel A. Almond and Sidney Verba, Princeton University Press,
5. Research Methodology for Natural Sciences by Soumitro Banerjee, IISc Press, January 2022

COURSE OUTCOMES

Students will be able to

- CO1 : Identify the importance of democratic, secular and scientific values in harmonious functioning of social life
- CO2 : Practice democratic and scientific values in both their personal and professional life.
- CO3 : Find rational solutions to social problems.
- CO4 : Behave in an ethical manner in society
- CO5 : Practice critical thinking and the pursuit of truth.

EC3711

SUMMER INTERNSHIP

L T P C
0 0 0 2

COURSE OBJECTIVES:

To enable the students to

- Get connected with industry/ laboratory/research institute
- Get practical knowledge on production process in the industry and develop skills to solve related problems
- Develop skills to carry out research in the research institutes/laboratories

The students individually undergo training in reputed firms/ research institutes / laboratories for the specified duration. After the completion of training, a detailed report should be submitted within ten days from the commencement of next semester. The students will be evaluated as per the Regulations.

No. of Weeks: 04

COURSE OUTCOMES:

On completion of the course, the student will know about

- CO1: System-level design processes, verification and validation techniques, manufacturing and production processes in the firm or research facilities in the laboratory/research institute
- CO2: Analysis of industrial / research problems and their solutions
- CO3: Documentation of system specifications, design methodologies, process parameters, testing parameters and results

CO4: Preparing of technical report and presentation

EC3811

PROJECT WORK/ INTERNSHIP

L T P C
0 0 20 10

COURSE OBJECTIVES:

To train the students in

- Identifying problem and developing the structured methodology to solve the identified problem in the industry or research problem at research Institution or college.
- Conducting experiments, analyze and discuss the test results, and make conclusions.
- Preparing project reports and presentation

The students shall individually / or as group work on a specific topic approved by the Department. The student can select any topic which is relevant to his/her specialization of the programme. The student should continue the work on the selected topic as per the formulated methodology. At the end of the semester, after completing the work to the satisfaction of the supervisor and review committee, a detailed report which contains clear definition of the identified problem, detailed literature review related to the area of work and methodology for carrying out the work, results and discussion, conclusion and references should be prepared as per the format prescribed by the University and submitted to the Head of the department. The students will be evaluated based on the report and viva-voce examination by a panel of examiners as per the Regulations.

TOTAL: 300 PERIODS

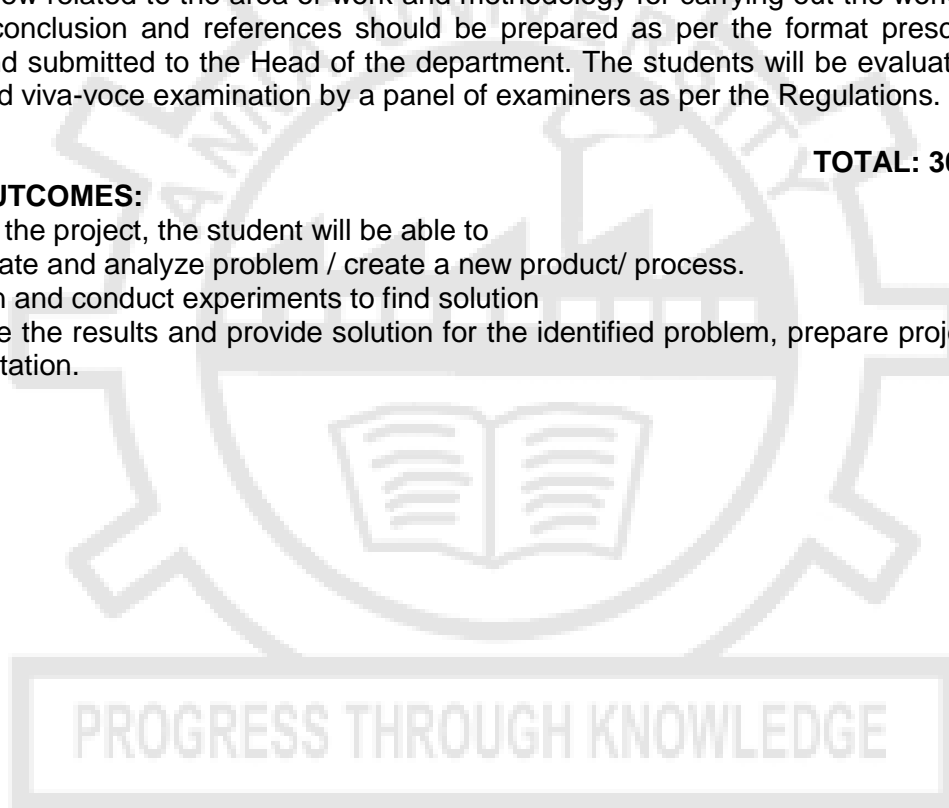
COURSE OUTCOMES:

At the end of the project, the student will be able to

CO1: Formulate and analyze problem / create a new product/ process.

CO2: Design and conduct experiments to find solution

CO3: Analyze the results and provide solution for the identified problem, prepare project report and make presentation.



VERTICALS

CEC363

WIDE BANDGAP DEVICES

L T P C
2 0 2 3

COURSE OBJECTIVES:

- Introduce the concept of wide band gap (WBG) devices and its application in real world
- Advantages and disadvantages of WBG devices
- Provide an introduction to basic operation of WBG power devices
- Learn Design principles of modern power devices
- Ability to deal high frequency design complexity

UNIT I WBG DEVICES AND THEIR APPLICATION IN REAL WORLD 6

Review of semiconductor basics, Operation and characteristics of the SiC Schottky Barrier Diode, SiC DMOSFET and GaN HEMT, Review of Wide bandgap semiconductor technology -Advantages and disadvantages

UNIT II SWITCHING CHARACTERIZATION OF WBG 6

Turn-on and Turn-off characteristics of the device, Hard switching loss analysis, Double pulse test set-up

UNIT III DRIVERS FOR WIDE BAND GAP DEVICES 6

Gate driver, Impact of gate resistance, Gate drivers for wide bandgap power devices , Transient immunity integrated gate drivers

UNIT IV HIGH FREQUENCY DESIGN COMPLEXITY AND PCB DESIGNING 6

Effects of parasitic inductance, Effects of parasitic capacitance , EMI filter design for high frequency power converters High frequency PCB design, Conventional power loop design, High frequency power loop optimization, Separation of power from signal PCB

UNIT V APPLICATIONS OF WIDE BANDGAP DEVICES 6

Consumer electronics applications, Wireless power transfer applications, Electric vehicle applications , Renewable energy sources applications

30 PERIODS

PRACTICAL EXERCISES:

30 PERIODS

1. Conduct switching loss and Magnetic loss on Low side
2. Conduct Double pulse test (DPT) and learn IEC 60747 -8/9 standards
3. Conduct experiments for Diode reverse recovery on High side
4. Conduct Power analysis and harmonic measurement
5. Measure Turn on /off delay , . Calculate recovery softness factor , measure reverse recovery energy.

List of Equipments needed for 30 students in a batch (6 students in bench)

1. 1GHz Flexi channel oscilloscope with 6 channels - #5
2. 2ch AFG with 9inch touchscreen and built-in Double Pulse Test application to generate atleast 2 varying pulse widths, 16Mpts memory - #1
3. Power supplies - Programmable DC Power Supply, 720W (for High Voltage side) and Programmable Single Channel DC Power Supply, 192W (to drive Gate drive circuit) - #1
4. Voltage Probes to measure Vgs (low side) – passive probe or differential probe 200MHz - #15

5. Voltage Probes to measure Vgs (high side) – 1GHz, isolated probes with MMCX adapter tips – #1 nos
6. Current Probes to measure drain current – 30A with 120Mz BW - #5

COURSE OUTCOMES:

Upon successful completion of the course the student will be able to

CO1: Students master design principles of power devices

CO2: Students become familiar with reliability issues and testing methods

CO3: An ability to design and conduct experiments, as well as to analyze and interpret data

CO4: Student to get real life experience and to know practical applications of WBG

CO5: Indepth knowledge on practical usage of this technology

TOTAL:60 PERIODS

TEXT BOOKS

1. A. Lidow, J. Strydom, M. D. Rooij, D. Reusch, GaN Transistors for Efficient Power Conversion, Wiley, 2014, ISBN-13: 978-1118844762.
2. G. Meneghesso, M. Meneghini, E. Zanoni, “Gallium Nitride-enabled High Frequency and High Efficiency Power Conversion,” Springer International Publishing, 2018, ISBN: 978-3-319-77993-5.

REFERENCES

1. F. Wang, Z. Zhang and E. A. Jones, Characterization of Wide Bandgap Power Semiconductor Devices, IET, ISBN-13: 978-1785614910 (2018).
2. B.J.Baliga, “Gallium Nitride and Silicon Carbide Power Devices,” World Scientific Publishing Company (3 Feb. 2017).
3. L. Corradini, D. Maksimovic, P. Mattavelli, R. Zane, “Digital Control of HighFrequency Switched-Mode Power Converters”, Wiley, ISBN-13: 978-1118935101 (9th June, 2015).

CO’s-PO’s & PSO’s MAPPING

CO	PO1	PO2	PO3	PO4	PO5	PO6	PO7	PO8	PO9	PO10	PO11	PO12	PSO1	PSO2	PSO3
1	3	3	2	3	2	-	-	-	-	-	-	-	1	1	3
2	3	3	3	2	2	-	-	-	-	-	-	-	1	1	2
3	3	3	2	2	2	-	-	-	-	-	-	-	2	2	2
4	3	3	3	3	2	-	-	-	-	-	-	-	3	2	2
5	3	2	3	3	2	-	-	-	-	-	-	-	2	2	2
CO	3	3	2.6	2.6	2	-	-	-	-	-	-	-	2	2	2

1 - low, 2 - medium, 3 - high, '-' - no correlation

CEC361

VALIDATION AND TESTING TECHNOLOGY

L T P C

2 0 2 3

COURSE OBJECTIVES:

- Getting familiar with various IC technology.
- Learn MOS theory and testing
- Learn CMOS circuit theory and testing
- Getting expertise on CMOS characterization.
- Explore circuit and device level testing methods

UNIT I TECHNOLOGY INTRODUCTION: 6
Introduction to IC Technology – MOS, PMOS, NMOS, CMOS & BiCMOS Technologies. VLSI Fabrication, Oxidation, Lithography, Diffusion, Ion Implantation, Metallization, Integrated Resistors and Capacitors.

UNIT II MOS THEORY ANALYSIS-I 6
Basic Electrical Properties of MOS Circuits: I_{ds} - V_{ds} Relationships, MOS Transistor Threshold Voltage V_{th} , g_m , g_{ds} , Figure of Merit ω_0 , Short Channel and Narrow Channel Width Effects.

UNIT III MOS THEORY ANALYSIS- II 6
Pass Transistor, Transmission Gate, NMOS Inverter, Various Pull-ups, CMOS Inverter Analysis and Design, Bi-CMOS Inverters, Latch up in CMOS Circuits.

UNIT IV CMOS CIRCUIT CHARACTERISATION AND PERFORMANCE ESTIMATION 6
Sheet Resistance R_S , conductivity and its Concept to MOS, Area Capacitance Units, Calculations - Delays, Driving Large Capacitive Loads, Delay Estimation, Logical Effort and Transistor Sizing, Power Dissipation, Reliability.

UNIT V BASIC OF SILICON VALIDATION 6
Need for Testing, Testing at Various Levels, Objectives of Testing - VLSI Test process and Test Equipment - Types of Testing: Functionality Tests, Silicon Debug, Manufacturing Tests, Defect during manufacturing - Fault Modelling, Observability and Controllability, Fault Coverage, Fault Sampling - ATE, Test economics.

**30 PERIODS
30 PERIODS**

PRACTICAL EXERCISES:

1. MOS TESTING for I_{ds} - V_{ds} Relationships
2. MOSFET testing for threshold voltage like V_{th} , gate breakdown voltage.
3. Sheet resistivity measurement.
4. Conductivity measurement.
5. Inverter testing
6. Designing of CMOS inverter/ logic gate and testing of delay estimation.

List of equipment needed for a batch of 30 students (3 in a bench):

- Dual channel SMU for MOSFET testing with Test script processor and IV software: 2 nos (one setup for three students)
- Resistivity and Conductivity Setup – #2 setups
- I-V SMU analyser
- Four Point Collinear Resistivity Measurement Setup
- Resistivity samples #2
- Conductivity Samples #2
- Inverter testing setup: power supply #1, Scope with AFG and power application: #1no
- Xilinx /CAD: 5 no.

COURSE OUTCOMES:

Upon successful completion of the course the student will be able to

CO1: Complete overview to CMOS fabrication process.

CO2: Understand the fundamental concept of MOS FET and testing.

CO3: Explain the concept of MOS theory and analysis.

CO4: To give the student an understanding of CMOS performance testing and estimation.

CO5: Explain the basics of Testing and Fault Modeling

TEXT BOOKS:

1. Kamran Ehraghian, Dauglas A. Pucknell and Sholeh Eshraghiam, "Essentials of VLSI Circuits and Systems" – PHI, EEE, 2005 Edition.
2. Neil H. E. Weste and David. Harris Ayan Banerjee,, "CMOS VLSI Design" - Pearson Education, 1999.

REFERENCES

1. M.L. Bushnell and V.D. Agrawal, "Essentials of Electronic Testing for Digital, Memory and Mixed-Signal VLSI Circuits", Kluwer Academic Publishers, 2004
2. N.K. Jha and S.G. Gupta, "Testing of Digital Systems", Cambridge University Press, 2003
3. Etienne Sicard, Sonia Delmas Bendhia, "Basics of CMOS Cell Design", TMH, EEE, 2005

CO's-PO's & PSO's MAPPING

CO	PO1	PO2	PO3	PO4	PO5	PO6	PO7	PO8	PO9	PO10	PO11	PO12	PSO1	PSO2	PSO3
1	3	3	3	3	2	2	1	-	-	-	2	2	3	2	3
2	2	3	3	3	2	1	1	-	-	-	2	2	3	3	2
3	3	2	2	3	2	3	3	-	-	-	3	2	2	2	2
4	3	3	2	3	2	3	3	-	-	-	2	2	1	2	1
5	3	2	3	3	3	3	2	-	-	-	2	2	1	2	1
CO	2.8	2.6	2.6	3	2.2	2.4	2	-	-	-	2	2	2	2	2

1 - low, 2 - medium, 3 - high, '-' - no correlation

CEC370**LOW POWER IC DESIGN**

L T P C
2 0 2 3

COURSE OBJECTIVES:

- To learn the fundamentals of low power low voltage VLSI design.
- To understand the impact of power on system performances.
- To understand the different design approaches.
- To develop the low power low voltage memories

UNIT I FUNDAMENTALS OF LOW POWER CIRCUITS**6**

Need for Low Power Circuit Design, Sources of Power Dissipation – Switching Power Dissipation, Short Circuit Power Dissipation, Leakage Power Dissipation, Glitching Power Dissipation, Short Channel Effects –Drain Induced Barrier Lowering and Punch Through, Surface Scattering, Velocity Saturation, Impact Ionization, Hot Electron Effect.

UNIT II LOW-POWER DESIGN APPROACHES**6**

Low-Power Design through Voltage Scaling: VTCMOS circuits, MTCMOS circuits, Architectural Level Approach –Pipelining and Parallel Processing Approaches. Switched Capacitance Minimization Approaches: System Level Measures, Circuit Level Measures, Mask level Measures.

UNIT III LOW-VOLTAGE LOW-POWER ADDERS**6**

Introduction, Standard Adder Cells, CMOS Adder's Architectures – Ripple Carry Adders, Carry Look-Ahead Adders, Carry Select Adders, Carry Save Adders, LowVoltage Low Power Design Techniques –Trends of Technology and Power Supply Voltage, LowVoltage Low-Power Logic Styles.

UNIT IV LOW-VOLTAGE LOW-POWER MULTIPLIERS 6

Introduction, Overview of Multiplication, Types of Multiplier Architectures, Braun Multiplier, Baugh-Wooley Multiplier, Booth Multiplier, Introduction to Wallace Tree Multiplier

UNIT V LOW-VOLTAGE LOW-POWER MEMORIES 6

Basics of ROM, Low-Power ROM Technology, Future Trend and Development of ROMs, Basics of SRAM, Memory Cell, Precharge and Equalization Circuit, LowPower SRAM Technologies, Basics of DRAM, Self-Refres Circuit, Future Trend and Development of DRAM.

30 PERIODS

PRACTICAL EXERCISES:

30 PERIODS

1. Modeling and sources of power consumption
2. Power estimation at different design levels (mainly circuit, transistor, and gate)
3. Power optimization for combinational circuits
4. Power optimization for sequential circuits
5. Power optimization for RT and algorithmic levels.

TOTAL:60 PERIODS

COURSE OUTCOMES:

Upon successful completion of the course the student will be able to

CO1: Understand the fundamentals of Low power circuit design.

CO2: Attain the knowledge of architectural approaches.

CO3: Analyze and design Low-Voltage Low-Power combinational circuits.

CO4: Learn the design of Low-Voltage Low-Power Memories

CO5: Design and develop Low Power, Low Voltage Circuits

TEXT BOOKS:

1. Sung-Mo Kang, Yusuf Leblebici, "CMOS Digital Integrated Circuits – Analysis and Design", TMH, 2011.
2. Kiat-Seng Yeo, Kaushik Roy, "Low-Voltage, Low-Power VLSI Subsystems", TMH Professional Engineering, 2004.

REFERENCES

1. Ming-BO Lin, "Introduction to VLSI Systems: A Logic, Circuit and System Perspective", CRC Press, 2012.
2. Anantha Chandrakasan, "Low Power CMOS Design", IEEE Press, /Wiley International, 1998
3. Kaushik Roy, Sharat C. Prasad, "Low Power CMOS VLSI Circuit Design", John Wiley, & Sons, 2000.
4. Gary K. Yeap, "Practical Low Power Digital VLSI Design", Kluwer Academic Press, 2002
5. Bellamour, M. I. Elamasri, "Low Power CMOS VLSI Circuit Design", A Kluwer Academic Press, 1995.
6. Siva G. Narendran, Anatha Chandrakasan, "Leakage in Nanometer CMOS Technologies", Springer, 2005

CO's-PO's & PSO's MAPPING

CO	PO1	PO2	PO3	PO4	PO5	PO6	PO7	PO8	PO9	PO10	PO11	PO12	PSO1	PSO2	PSO3
1	3	3	2	3	2	-	-	-	-	-	-	2	2	2	2
2	3	2	1	2	3	-	-	-	-	-	-	1	2	2	1
3	3	3	3	2	2	-	-	-	-	-	-	1	2	2	2
4	2	3	3	3	3	-	-	-	-	-	-	1	2	3	3
5	3	3	3	2	2	-	-	-	-	-	-	2	2	2	3
CO	2.8	2.8	2.4	2.4	2.4	-	-	-	-	-	-	1.8	2	2	2

1 - low, 2 - medium, 3 - high, '-' - no correlation

CEC362

VLSI TESTING AND DESIGN FOR TESTABILITY

L T P C
3 0 0 3

COURSE OBJECTIVES:

- To introduce logic and fault simulation and testability measures.
- To study the design for testability.
- To know about interfacing and testing of memory
- To introduce power management techniques in testing
- To study testability in analog circuits

UNIT I TEST REQUIREMENTS AND METRICS

9

Validation platforms- SOC design methodology, IP components, Integration, Clocking, I/Os and interfaces, Device modes, Logic, memories, analog, I/Os, power management; Test requirements- Test handoffs, Testers Where DUT and DFT fit into design / framework; Test- ATPG, DFT, BIST, COF, TTR; Test cost metrics and test economics; Logic fault models- SAF, TDF, PDF, Iddq, St-BDG, Dy-BDG, SDD; Basics of test generation and fault simulation- Combinational circuits, Sequential; Specific algorithmic approaches, CAD framework, Optimisations.

UNIT II SCAN DESIGN AND BIST

9

Scan Design- Scan design requirements, Types of scan and control mechanisms, Test pattern construction for scan, Managing scan in IPs and SOCs, Scan design optimisations, Partitioning, Clocking requirements for scan and delay fault testing, Speed of operation; BIST – Framework, Controller configurations, FSMs, LFSRs, STUMPS architecture, Scan compression and bounds, Test per cycle, Test per scan, Self-testing and self-checking circuits, Online test.

UNIT III MEMORY TEST AND TEST INTERFACES

9

Memory Test -Memory fault models, Functional architecture as applicable to test, Test of memories, Test of logic around memories, BIST controller configuration, Test of logic around memories, DFT and architecture enhancements, Algorithmic optimisations; Test Interfaces-Test control requirements, Test interfaces - 1500, JTAG, Hierarchical, serial control, Module / IP test, SOC test, Board test, System test, Boundary scan.

UNIT IV DESIGN CONSIDERATIONS AND POWER MANAGEMENT DURING TEST

9

Design Considerations- Design considerations, Physical design congestion, Partitioning, Clocks, Test modes, Pins, Test scheduling, Embedded test, Architecture improvements, Test in the

presence of security; Power management during test- Methods for low power test, ATPG methods, DFT methods, Scan methods, Low power compression, Test of power management, Implications of power excursions, Optimisations.

UNIT V ANALOG TEST

9

Test requirements. DFT methods. BIST methods. Test versus measurement. Defect tests versus performance tests. Tests for specific modules - PLL, I/Os, ADC, DAC, SerDes, etc. RF test requirements.

COURSE OUTCOMES:

At the end of this course, the students will be able to:

CO1:Understand logic and fault simulation requirements and testability measures.

CO2:Understand the Design for Testability.

CO3:Develop interfacing and memory testing.

CO4:Perform testing with power management techniques.

CO5 :Carry-out fault Detection in analog circuits.

TEXT BOOK:

1. Essentials of Electronic Testing for Digital, Memory and Mixed-Signal VLSI Circuits,Vishwani Agrawal and Michael Bushnell, Springer, 2002.

CEC342

MIXED SIGNAL IC DESIGN TESTING

**L T P C
2 0 2 3**

COURSE OBJECTIVES:

- To know about mixed-signal devices and the need for testing these devices.
- To study the various techniques for testing.
- To learn about ADC and DAC based testing.
- To understand the Clock and Serial Data Communications Channels
- To study the general purpose measuring devices.

UNIT I MIXED – SIGNAL TESTING

6

Common Types of Analog and Mixed- Signal Circuits – Applications of Mixed-Signal Circuits - Post-Silicon Production Flow - Test and Packing – Characterization versus Production Testing - Test and Diagnostic Equipment - Automated Test Equipments – Wafer Probers – Handlers – E-Beam Probers – Focused Ion Beam Equipments – Forced –Temperature

UNIT II YIELD, MEASUREMENT ACCURACY, AND TEST TIME

6

Yield - Measurement Terminology - Repeatability, Bias, and Accuracy - Calibrations and Checkers - Tester Specifications - Reducing Measurement Error with Greater Measurement Time – Guardbands - Effects of Measurement Variability on Test Yield - Effects of Reproducibility and Process Variation on Yield - Statistical Process Control

UNIT III DAC TESTING

6

Basics of Data Converters -Principles of DAC and ADC Conversion, Data Formats, Comparison of DACs and ADCs, DAC Failure Mechanisms - Basic DC Tests - Transfer Curve Tests - Dynamic DAC Tests - Tests for Common DAC Applications

UNIT IV ADC TESTING**6**

ADC Testing Versus DAC Testing - ADC Code Edge Measurements - Edge Code Testing Versus Center Code Testing, Step Search and Binary Search Methods, Servo Method, Linear Ramp Histogram Method, Histograms to Code Edge Transfer Curves, Rising Ramps Versus Falling Ramps, Sinusoidal Histogram Method - DC Tests and Transfer Curve Tests - Dynamic ADC Tests - Tests for Common ADC Applications

UNIT V CLOCK AND SERIAL DATA COMMUNICATIONS CHANNEL MEASUREMENTS

Synchronous and Asynchronous Communications - Time-Domain Attributes of a Clock Signal - Frequency-Domain Attributes of a Clock Signal - Communicating Serially Over a Channel - Bit Error Rate Measurement - Methods to Speed Up BER Tests in Production - Deterministic Jitter Decomposition - Jitter Transmission Tests.

30 PERIODS**COURSE OUTCOMES:**

Upon successful completion of the course the student will be able to

CO1: Learn the fundamentals of mixed signal circuits.

CO2: Define the various measurement terminologies.

CO3: Acquire knowledge of Analog to Digital Converters.

CO4: Learn testing of Analog to Digital Converters.

CO5: Comprehend the attributes of a clock signal.

TEXTBOOK:

1. Gordon W.Roberts, Friedrich Taenzler, Mark Burns, "An Introduction to Mixed-signal IC Test and Measurement" Oxford University Press, Inc.2012 (Unit I - V)
2. M.L.Bushnell and V.D.Agrawal, "Essentials of Electronic Testing for Digital, Memory and Mixed-Signal VLSI Circuits", Kluwer Academic Publishers, 2002. (Unit - III)
3. BapirajuVinnakota, "Analog and mixed-signal test", Prentice Hall, 1998.(Unit - II)
4. Digital and Analogue Instrumentation: Testing and Measurement by NihalKularatna

PRACTICAL EXERCISES:**30 PERIODS****DESIGN AND TESTING OF THE FOLLOWING CIRCUITS**

1. PLL characteristics and its use as Frequency Multiplier, Clock synchronization
2. R-2R Ladder Type and Flash Type ADC.
3. DC power supply using LM317 and LM723.
4. Design of asynchronous counter
5. Design of synchronous counter
6. Implementation and Testing of RS Latch and Flip-flops

TOTAL : 60 PERIODS**CO's-PO's & PSO's MAPPING**

CO	PO1	PO2	PO3	PO4	PO5	PO6	PO7	PO8	PO9	PO10	PO11	PO12	PSO1	PSO2	PSO3
1	3	3	3	3	2	2	-	-	-	-	-	2	3	3	3
2	3	3	2	2	1	2	-	-	-	-	-	2	3	2	3
3	3	3	2	2	2	2	-	-	-	-	-	2	3	2	3
4	3	3	3	2	2	1	-	-	-	-	-	2	1	2	2
5	3	3	3	2	2	2	-	-	-	-	-	3	2	1	2
CO	3	3	2.8	2.2	1.8	1.8	-	-	-	-	-	2.2	3	2	2

1 - low, 2 - medium, 3 - high, '-' - no correlation

COURSE OBJECTIVES:

- To study the basics of MOS Circuits.
- To analyse the noise characteristics of amplifiers.
- To study the performance parameters of amplifiers.
- To comprehend the compensation techniques
- To understand the detection and testing of faults.

UNIT I SINGLE STAGE AMPLIFIERS 6

Basic MOS physics and equivalent circuits and models, CS, CG and Source Follower, differential amplifier with active load, Cascode and Folded Cascode configurations with active load, design of Differential and Cascode Amplifiers – to meet specified SR, noise, gain, BW, ICMR and power dissipation, voltage swing, high gain amplifier structures.

UNIT II HIGH FREQUENCY AND NOISE CHARACTERISTICS OF AMPLIFIERS 6

Miller effect, association of poles with nodes, frequency response of CS, CG and Source Follower, Cascode and Differential Amplifier stages, statistical characteristics of noise, noise in Single Stage amplifiers, noise in Differential Amplifiers.

UNIT III FEEDBACK AND SINGLE STAGE OPERATIONAL AMPLIFIERS 6

Properties and types of negative feedback circuits, effect of loading in feedback networks, operational amplifier performance parameters, single stage Op Amps, two-stage Op Amps, input range limitations, gain boosting, slew rate, power supply rejection, noise in Op Amps.

UNIT IV STABILITY , FREQUENCY COMPENSATION 6

Multipole Systems, Phase Margin, Frequency Compensation, Compensation Of Two Stage Op Amps, Slewing In Two Stage Op Amps, Other Compensation Techniques.

UNIT V LOGIC CIRCUIT TESTING 6

Faults in Logic Circuits- Basic Concepts of Fault Detection- Design for Testability- Ad Hoc Techniques, Level-Sensitive Scan Design, Partial Scan, Built-in Self-Test.

30 PERIODS
30 PERIODS

PRACTICAL EXERCISES:

1. Design a CMOS inverter and analyze its characteristics.
2. Design a Common source amplifier and analyze its performance.
3. Design a Common drain amplifier and analyze its performance.
4. Design a Common gate amplifier and analyze its performance.
5. Design a differential amplifier with resistive load using transistors.
6. Design three stage and five stage ring oscillator circuit and compare its frequencies.

List of equipment needed for a batch of 30 students (3 in a bench):

- Cadence/Tanner/equivalent EDA Tools -10 User License

COURSE OUTCOMES:

Upon successful completion of the course the student will be able to

CO1: Design amplifiers to meet user specifications.

CO2: Analyse the frequency and noise performance of amplifiers.

CO3: Design and analyse feedback amplifiers and one stage op amps .

CO4: Analyse stability of op amp.

CO5: Testing experience of logic circuits.

TOTAL:60 PERIODS

TEXTBOOKS :

1. Behzad Razavi, "Design Of Analog Cmos Integrated Circuits", Tata Mcgraw Hill, 2001.(Unit –I,II,III,IV)
2. Parag K.Lala, "An Introduction to Logic Circuit Testing",Morgan & Claypool Publishers,2009.(Unit V)

REFERENCES :

1. Willey M.C. Sansen, "Analog Design Essentials", Springer, 2006.
2. Grebene, "Bipolar And Mos Analog Integrated Circuit Design", John Wiley & Sons,Inc.,2003. Phillip E.Allen, Douglas R .Holberg, "Cmos Analog Circuit Design", Oxford University Press, 2nd Edition, 2002.
3. Recorded Lecture Available at http://www.ee.iitm.ac.in/vlsi/courses/ee5320_2021/start
4. Jacob Baker "CMOS: Circuit Design, Layout, And Simulation, Wiley IEEE Press, 3rd Edition, 2010.

CO's-PO's & PSO's MAPPING

CO	PO1	PO2	PO3	PO4	PO5	PO6	PO7	PO8	PO9	PO10	PO11	PO12	PSO1	PSO2	PSO3
1	3	3	3	3	2	2	-	-	-	-	-	2	3	3	3
2	3	3	2	2	1	2	-	-	-	-	-	2	3	2	3
3	3	3	2	2	2	2	-	-	-	-	-	2	3	2	3
4	3	3	3	2	2	1	-	-	-	-	-	2	1	2	2
5	3	3	3	2	2	2	-	-	-	-	-	3	2	1	2
CO	3	3	2.6	2.2	1.8	1.8	-	-	-	-	-	2.2	2.4	2	2

1 - low, 2 - medium, 3 - high, '-' - no correlation

CEC332

ADVANCED DIGITAL SIGNAL PROCESSING

**L T P C
2 0 2 3**

COURSE OBJECTIVES:

- To introduce the concepts of discrete time random signal processing
- To know about multirate signal processing and its applications
- To understand the spectrum estimation techniques
- To learn the concept of prediction theory and filtering

UNIT I MULTIRATE SIGNAL PROCESSING

6

Review of Convolution, DFT and ZT, Multirate Signal Processing - Decimation, Interpolation, Sampling Rate Conversion by a rational factor – digital filter banks, sub band coding, Quadrature Mirror Filter.

UNIT II DISCRETE TIME RANDOM PROCESSES

6

Stationary random processes, Autocorrelation, Rational Power Spectra, Filters for generating random Processes from white noise and inverse filter – AR, MA and ARMA processes – relationship between autocorrelation and the filter parameters.

UNIT III LINEAR PREDICTION AND FILTERING

6

Linear Prediction – Forward and Backward - Wiener filters for filtering and prediction – FIR Wiener Filter – IIR Wiener Filter – Kalman Filter.

UNIT IV ADAPTIVE FILTERING**6**

FIR adaptive filters – adaptive filters based on steepest descent method – LMS algorithm – Variants of LMS algorithm – adaptive echo cancellation – adaptive channel equalization – RLS Algorithm.

UNIT V SPECTRUM ESTIMATION**6**

Estimation of power spectra from finite duration observations of signals – Non parametric methods of spectrum estimation – the Bartlett and the Welch method – Parametric spectrum estimation – AR, MA and ARMA.

30 PERIODS**PRACTICAL EXERCISES:****30 PERIODS**

1. Study of autocorrelation and Cross Correlation of random signals
2. Design and Implementation of Multirate Systems.
3. Design and Implementation of Wiener Filter
4. Design and Implementation of FIR Linear Predictor
5. Design of adaptive filters using LMS algorithm
6. Spectrum Estimation using Bartlett and Welch Methods

COURSE OUTCOMES:

Upon successful completion of the course the student will be able to

CO1: Comprehend multirate signal processing and demonstrate its applications

CO2: Demonstrate an understanding of the power spectral density and apply to discrete random signals and systems

CO3: Apply linear prediction and filtering techniques to discrete random signals for signal detection and estimation.

CO4: Analyze adaptive filtering problems and demonstrate its application

CO5: Apply power spectrum estimation techniques to random signals.

TOTAL:60 PERIODS**TEXT BOOKS :**

1. John G. Proakis & Dimitris G. Manolakis, —Digital Signal Processing – Principles, Algorithms & Applications, Fourth Edition, Pearson Education / Prentice Hall, 2007.
2. P. Vaidyanathan, "Multirate systems and filter banks", Prentice Hall Inc. 1993.

REFERENCES :

1. Monson H. Hayes, "Statistical digital signal processing and modeling", John Wiley and Sons Inc. New York, Indian reprint 2008.
2. Haykin, Adaptive Filter Theory, 4th Edition, Pearson Education, New Delhi, 2006.
3. Sophoncles J. Orfanidis, "Optimum Signal Processing", McGraw Hill, 2000.

CO's-PO's & PSO's MAPPING

CO	PO1	PO2	PO3	PO4	PO5	PO6	PO7	PO8	PO9	PO10	PO11	PO12	PSO1	PSO2	PSO3
1	3	3	3	2	2	2	-	-	-	-	-	1	2	3	3
2	3	3	3	2	2	2	-	-	-	-	-	2	3	2	2
3	3	3	3	2	2	2	-	-	-	-	-	2	2	2	1
4	3	3	3	2	2	2	-	-	-	-	-	2	3	2	2
5	3	3	2	2	1	1	-	-	-	-	-	1	2	3	1
CO	3	3	3	2	2	2	-	-	-	-	-	2	3	2	2

1 - low, 2 - medium, 3 - high, '-' - no correlation

COURSE OBJECTIVES:

- To become familiar with digital image fundamentals
- To get exposed to simple image enhancement techniques in Spatial and Frequency domain.
- To learn concepts of degradation function and restoration techniques.
- To study the image segmentation and representation techniques.
- To become familiar with image compression and recognition methods

UNIT I DIGITAL IMAGE FUNDAMENTALS 9

Steps in Digital Image Processing – Components – Elements of Visual Perception – Image Sensing and Acquisition – Image Sampling and Quantization – Relationships between pixels - Color image fundamentals - RGB, HSI models, Two-dimensional mathematical preliminaries, 2D transforms - DFT, DCT.

UNIT II IMAGE ENHANCEMENT 9

Spatial Domain: Gray level transformations – Histogram processing – Basics of Spatial Filtering– Smoothing and Sharpening Spatial Filtering, Frequency Domain: Introduction to Fourier Transform– Smoothing and Sharpening frequency domain filters – Ideal, Butterworth and Gaussian filters, Homomorphic filtering, Color image enhancement.

UNIT III IMAGE RESTORATION 9

Image Restoration - degradation model, Properties, Noise models – Mean Filters – Order Statistics – Adaptive filters – Band reject Filters – Band pass Filters – Notch Filters – Optimum Notch Filtering – Inverse Filtering – Wiener filtering

UNIT IV IMAGE SEGMENTATION 9

Edge detection, Edge linking via Hough transform – Thresholding - Region based segmentation – Region growing – Region splitting and merging – Morphological processing- erosion and dilation, Segmentation by morphological watersheds – basic concepts – Dam construction – Watershed segmentation algorithm.

UNIT V IMAGE COMPRESSION AND RECOGNITION 9

Need for data compression, Huffman, Run Length Encoding, Shift codes, Arithmetic coding, JPEG standard, MPEG. Boundary representation, Boundary description, Fourier Descriptor, Regional Descriptors – Topological feature, Texture - Patterns and Pattern classes - Recognition based on matching.

TOTAL :45 PERIODS**COURSE OUTCOMES**

At the end of the course, the students should be able to:

CO1 :Know and understand the basics and fundamentals of digital image processing, such as digitization, sampling, quantization, and 2D-transforms.

CO2: Operate on images using the techniques of smoothing, sharpening and enhancement.

CO3:Understand the restoration concepts and filtering techniques.

CO4: Learn the basics of segmentation, features extraction, compression and recognition methods for color models.

CO5: Comprehend image compression concepts.

TEXT BOOKS:

1. Rafael C. Gonzalez, Richard E. Woods, 'Digital Image Processing', Pearson, Third Edition, 2010.
2. Anil K. Jain, 'Fundamentals of Digital Image Processing', Pearson, 2002.

REFERENCES

1. Kenneth R. Castleman, 'Digital Image Processing', Pearson, 2006.
2. Rafael C. Gonzalez, Richard E. Woods, Steven Eddins, 'Digital Image Processing using MATLAB', Pearson Education, Inc., 2011.
3. D.E. Dudgeon and R.M. Mersereau, 'Multidimensional Digital Signal Processing', Prentice Hall Professional Technical Reference, 1990.
4. William K. Pratt, 'Digital Image Processing', John Wiley, New York, 2002
5. Milan Sonka et al 'Image processing, analysis and machine vision', Brookes/Cole, Vikas Publishing House, 2nd edition, 1999.

CO's-PO's & PSO's MAPPING

CO	PO1	PO2	PO3	PO4	PO5	PO6	PO7	PO8	PO9	PO10	PO11	PO12	PSO1	PSO2	PSO3
1	3	3	3	2	2	2	-	-	-	-	-	3	2	3	2
2	3	3	3	2	2	2	-	-	-	-	-	2	2	3	2
3	3	3	2	2	2	2	-	-	-	-	-	2	2	2	1
4	3	3	3	2	2	2	-	-	-	-	-	2	2	2	1
5	3	3	3	3	2	2	-	-	-	-	-	2	2	2	1
CO	3	3	3	2	2	2	-	-	-	-	-	2	2	2	2

1 - low, 2 - medium, 3 - high, '-' - no correlation

CEC356

SPEECH PROCESSING

**L T P C
2 0 2 3**

COURSE OBJECTIVES:

- Study the fundamentals of speech signal and extracts various speech features
- Understand different speech coding techniques for speech compression applications
- Learn to build speech enhancement, text-to-speech synthesis system

UNIT I FUNDAMENTALS OF SPEECH

6

The Human speech production mechanism, Discrete-Time model of speech production, Speech perception - human auditory system, Phonetics - articulatory phonetics, acoustic phonetics, and auditory phonetics, Categorization of speech sounds, Spectrographic analysis of speech sounds, Pitch frequency, Pitch period measurement using spectral and cepstral domain, Formants, Evaluation of Formants for voiced and unvoiced speech.

UNIT II SPEECH FEATURES AND DISTORTION MEASURES

6

Significance of speech features in speech-based applications, Speech Features – Cepstral Coefficients, Mel Frequency Cepstral Coefficients (MFCCs), Perceptual Linear Prediction (PLP), Log Frequency Power Coefficients (LFPCs), Speech distortion measures–Simplified distance measure, LPC-based distance measure, Spectral distortion measure, Perceptual distortion measure.

UNIT III SPEECH CODING**6**

Need for speech coding, Waveform coding of speech – PCM, Adaptive PCM, DPCM, ADPCM, Delta Modulation, Adaptive Delta Modulation, G.726 Standard for ADPCM, Parametric Speech Coding – Channel Vocoders, Linear Prediction Based Vocoders, Code Excited Linear Prediction (CELP) based Vocoders, Sinusoidal speech coding techniques, Hybrid coder, Transform domain coding of speech

UNIT IV SPEECH ENHANCEMENT**6**

Classes of Speech Enhancement Algorithms, **Spectral-Subtractive Algorithms** - Multiband Spectral Subtraction, MMSE Spectral Subtraction Algorithm, Spectral Subtraction Based on Perceptual Properties, **Wiener Filtering** - Wiener Filters in the Time Domain, Wiener Filters in the Frequency Domain, Wiener Filters for Noise Reduction, Maximum-Likelihood Estimators, Bayesian Estimators, MMSE and Log-MMSE Estimator, **Subspace Algorithms**.

UNIT V SPEECH SYNTHESIS AND APPLICATION**6**

A Text-to-Speech systems (TTS), Synthesizers technologies – Concatenative synthesis, Use of Formants for concatenative synthesis, Use of LPC for concatenative synthesis, HMM-based synthesis, Sinewave synthesis, Speech transformations, Watermarking for authentication of a speech, Emotion recognition from speech.

30 PERIODS**PRACTICAL EXERCISES:****30 PERIODS**

1. Write a MATLAB Program to classify voiced and unvoiced segment of speech using various time-domain measures
2. Write a MATLAB Program to calculate the MFCC for a speech signal
3. Implement ITU-T G.722 Speech encoder in MATLAB
4. Write a MATLAB Program to implement Wiener Filters for Noise Reduction
5. Design a speech emotion recognition system using DCT and WPT in MATLAB

HARDWARE & SOFTWARE SUPPORT TOOLS:

- Personal Computer with MATLAB
- Microphone and Speakers

COURSE OUTCOMES:

At the end of this course, the students will be able to:

CO1: Understand the fundamentals of speech.

CO2: Extract various speech features for speech related applications

CO3: Choose an appropriate speech coder for a given application.

CO4: Build a speech enhancement system.

CO5: Build a text-to-speech synthesis system for various applications

TOTAL:60 PERIODS**TEXT BOOKS :**

1. Shaila D. Apte, Speech and Audio Processing, Wiley India (P) Ltd, New Delhi, 2012
2. Philipos C. Loizou, Speech Enhancement Theory and Practice, Second Edition, CRC Press, Inc., United States, 2013

REFERENCES:

1. Rabiner L. R. and Juang B. H, Fundamentals of speech recognition, Pearson Education, 2003
2. Thomas F. Quatieri, Discrete-time speech signal processing - Principles and practice, Pearson, 2012.

CO's-PO's & PSO's MAPPING

CO	PO1	PO2	PO3	PO4	PO5	PO6	PO7	PO8	PO9	PO10	PO11	PO12	PSO1	PSO2	PSO3
1	1	2	1	1	2	1	-	-	-	-	-	2	3	3	3
2	1	2	1	1	2	1	-	-	-	-	-	2	2	2	2
3	1	2	1	1	2	1	-	-	-	-	-	1	1	2	2
4	3	-	3	3	-	3	-	-	-	-	-	2	2	3	3
5	3	-	3	3	-	3	-	-	-	-	-	2	2	2	2
CO	1.8	2	1.8	1.8	2	1.8						1.8	2	2.4	2.4

1 - low, 2 - medium, 3 - high, '-' - no correlation

CEC355

SOFTWARE DEFINED RADIO

L T P C
2 0 2 3

COURSE OBJECTIVES:

- To introduce the concepts of software radios
- To know about RF implementation challenges for software defined radios
- To understand the digital generation of signals
- To learn the software and hardware requirements for software defined radios.

UNIT I INTRODUCTION TO SOFTWARE RADIO 6

The Need for Software Radios. Characteristics and Benefits of a Software Radio. Design Principles of a Software Radio.

UNIT II RF IMPLEMENTATION 6

Purpose of RF front – end, Dynamic range, RF receiver front – end topologies, Enhanced flexibility of the RF chain with software radios, Importance of the components to overall performance, Transmitter architectures and their issues, Noise and distortion in the RF chain, Hybrid DDS – PLL systems, Applications of Direct Digital Synthesis.

UNIT III DIGITAL GENERATION OF SIGNALS 6

Comparison of direct digital synthesis with analog signal synthesis, Approaches to direct digital synthesis, Analysis of spurious signals, Performance of direct digital synthesis systems, Applications of direct digital synthesis.

UNIT IV SMART ANTENNAS 6

Benefits of smart antennas, Structures for beamforming systems, Smart antenna algorithms, Hardware implementation of smart antennas, Digital Hardware Choices-Key hardware elements.

UNIT V HARDWARE AND SOFTWARE FOR SDR & CASE STUDIES 6

DSP Processors, FPGA, ASICs. Trade-offs, Object oriented programming, Object Brokers, GNU Radio-USRP. Case Studies: SPEAK easy, JRTS, SDR-3000.

30 PERIODS

PRACTICAL EXERCISES:**30 PERIODS**

1. Study of SDR hardware kit
2. Design and Implementation of digital modulation schemes using SDR
3. Implementation of synchronization techniques using SDR
4. Channel Coding Techniques using SDR
5. Study of channel estimation techniques using SDR
6. Study of MIMO concepts using SDR

COURSE OUTCOMES :**At the end of this course, the students will be able to:****CO1:** Demonstrate an understanding in the evolving paradigm of Software defined radio and technologies for its implementation.**CO2:** Analyse Radio frequency implementation issues**CO3:** Implement Smart antenna techniques for software defined radio.**CO4:** Compare various digital synthesis procedures.**CO5:** Comprehend various hardware and software requirements for software defined radios.**TOTAL:60 PERIODS****TEXT BOOKS :**

1. Jeffrey Hugh Reed, "Software Radio: A Modern Approach to Radio Engineering," Prentice Hall Professional, 2002.
2. Tony J Roupael, "RF and DSP for SDR," Elsevier Newnes Press, 2008.

REFERENCES

1. P. Kenington, "RF and Baseband Techniques for Software Defined Radio," Artech House, 2005.
2. Paul Burns, "Software Defined Radio for 3G," Artech House, 2002.
3. Behrouz. F. Bourjney "Signal Processing for Software defined Radios", Lulu 2008.

CO's-PO's & PSO's MAPPING

CO	PO1	PO2	PO3	PO4	PO5	PO6	PO7	PO8	PO9	PO10	PO11	PO12	PSO1	PSO2	PSO3
1	3	3	2	2	2	2	-	-	-	1	-	3	3	2	2
2	3	3	3	2	2	2	-	-	-	1	-	2	3	2	2
3	3	3	3	2	2	2	-	-	-	1	-	2	3	2	3
4	3	3	3	2	2	2	-	-	-	1	-	2	2	2	2
5	3	3	3	3	2	2	-	-	-	1	-	2	2	2	2
CO	3	3	3	2	2	2	-	-	-	1	-	2	2	2	2

1 - low, 2 - medium, 3 - high, '-' - no correlation**CEC337****DSP ARCHITECTURE AND PROGRAMMING****L T P C****2 0 2 3****COURSE OBJECTIVES:**

- Study the architecture of programmable DSP processors
- Learn to implement various standard DSP algorithms in DSP Processors
- Use the Programmable DSP Processors to build real-time DSP systems

UNIT I ARCHITECTURES FOR PROGRAMMABLE DSP PROCESSORS 6

Basic Architectural features, DSP Computational building blocks, Bus architecture and memory, Data addressing capabilities, Address generation Unit, Programmability and program execution, Speed issues, Features for external interfacing

UNIT II TMS320C5X PROGRAMMABLE DSP PROCESSOR 6

Architecture of TMS320C54xx DSP processors, Addressing modes – Assembly language Instructions -Memory space, interrupts, and pipeline operation of TMS320C54xx DSP Processor, On-Chip peripherals, Block Diagram of TMS320C54xx DSP starter kit

UNIT III TMS320C6X PROGRAMMABLE DSP PROCESSOR 6

Commercial TI DSP processors, Architecture of TMS320C6x DSP Processor, Linear and Circular addressing modes, TMS320C6x Instruction Set, Assembler directives, Linear Assembly, Interrupts, Multichannel buffered serial ports, Block diagram of TMS320C67xx DSP Starter Kit and Support Tools

UNIT IV IMPLEMENTATION OF DSP ALGORITHMS 6

DSP Development system, On-chip, and On-board peripherals of C54xx and C67xx DSP development boards, Code Composer Studio (CCS) and support files, Implementation of Conventional FIR, IIR, and Adaptive filters in TMS320C54xx/TMS320C67xx DSP processors for real-time DSP applications, Implementation of FFT algorithm for frequency analysis in real-time.

UNIT V APPLICATIONS OF DSP PROCESSORS 6

Voice scrambling using filtering and modulation, Voice detection and reverse playback, Audio effects, Graphic Equalizer, Adaptive noise cancellation, DTMF signal detection, Speech thesis using LPC, Automatic speaker recognition

30 PERIODS

30 PERIODS

PRACTICAL EXERCISES:

1. Real-Time Sine Wave Generation
2. Programming examples using C, Assembly and linear assembly
3. Implementation of moving average filter
4. FIR implementation with a Pseudorandom noise sequence as input to a filter
5. Fixed point implementation of IIR filter
6. FFT of Real-Time input signal

HARDWARE & SOFTWARE SUPPORT TOOLS:

- TMS320C54xx/TMS320C67xx DSP Development board
- Code Composer Studio (CCS)
- Function Generator and Digital Storage Oscilloscope
- Microphone and speaker

TOTAL:60 PERIODS

COURSE OUTCOMES

At the end of this course, the students will be able to:

- CO1:** Understand the architectural features of DSP Processors.
- CO2:** Comprehend the organization of TMS320C54xx DSP processors
- CO3:** Build solutions using TMS320C6x DSP Processor
- CO4:** Implement DSP Algorithms
- CO5:** Study the applications of DSP Processors.

TEXT BOOKS

1. Avtar Singh and S. Srinivasan, Digital Signal Processing – Implementations using DSP Microprocessors with Examples from TMS320C54xx, Cengage Learning India Private Limited, Delhi 2012
2. RulphChassaing and Donald Reay, Digital Signal Processing and Applications with the TMS320C6713 and TMS320C6416 DSK, Second Edition, Wiley India (P) Ltd, New Delhi, 2008

REFERENCES

1. B.Venkataramani and M.Bhaskar, “Digital Signal Processors – Architecture, Programming and Applications”, Tata McGraw – Hill Publishing Company Limited. New Delhi, 2003.
2. TMS320C5416/6713 DSK user manual at <https://www.ti.com>

CO's-PO's & PSO's MAPPING

CO	PO1	PO2	PO3	PO4	PO5	PO6	PO7	PO8	PO9	PO10	PO11	PO12	PSO1	PSO2	PSO3
1	3	3	3	2	2	2	-	-	-	1	-	3	3	3	3
2	3	3	2	2	2	2	-	-	-	1	-	2	3	3	3
3	3	3	3	2	2	2	-	-	-	1	-	2	2	2	2
4	3	3	3	3	2	2	-	-	-	1	-	2	2	3	2
5	3	3	3	2	2	2	-	-	-	1	-	2	2	3	2
CO	3	3	3	2	2	2	-	-	-	1	-	2	2	3	2

1 - low, 2 - medium, 3 - high, '-' - no correlation

CCS338

COMPUTER VISION

L T P C

2 0 2 3

COURSE OBJECTIVES:

- To understand the fundamental concepts related to Image formation and processing.
- To learn feature detection, matching and detection
- To become familiar with feature based alignment and motion estimation
- To develop skills on 3D reconstruction
- To understand image based rendering and recognition

UNIT I

INTRODUCTION TO IMAGE FORMATION AND PROCESSING

6

Computer Vision - Geometric primitives and transformations - Photometric image formation - The digital camera - Point operators - Linear filtering - More neighborhood operators - Fourier transforms - Pyramids and wavelets - Geometric transformations - Global optimization.

UNIT II

FEATURE DETECTION, MATCHING AND SEGMENTATION

6

Points and patches - Edges - Lines - Segmentation - Active contours - Split and merge - Mean shift and mode finding - Normalized cuts - Graph cuts and energy-based methods.

UNIT III

FEATURE-BASED ALIGNMENT & MOTION ESTIMATION

6

2D and 3D feature-based alignment - Pose estimation - Geometric intrinsic calibration - Triangulation - Two-frame structure from motion - Factorization - Bundle adjustment - Constrained structure and motion - Translational alignment - Parametric motion - Spline-based motion - Optical flow - Layered motion.

UNIT IV 3D RECONSTRUCTION**6**

Shape from X - Active rangefinding - Surface representations - Point-based representations- Volumetric representations - Model-based reconstruction - Recovering texture maps and albedos.

UNIT V IMAGE-BASED RENDERING AND RECOGNITION**6**

View interpolation Layered depth images - Light fields and Lumigraphs - Environment mattes - Video-based rendering-Object detection - Face recognition - Instance recognition - Category recognition - Context and scene understanding- Recognition databases and test sets.

30 PERIODS**PRACTICAL EXERCISES:****30 PERIODS****LABORATORY EXPERIMENTS:****Software needed:**

OpenCV computer vision Library for OpenCV in Python / PyCharm or C++ / Visual Studio or or equivalent

- OpenCV Installation and working with Python
- Basic Image Processing - loading images, Cropping, Resizing, Thresholding, Contour analysis, Blob detection
- Image Annotation – Drawing lines, text circle, rectangle, ellipse on images
- Image Enhancement - Understanding Color spaces, color space conversion, Histogram equalization, Convolution, Image smoothing, Gradients, Edge Detection
- Image Features and Image Alignment – Image transforms – Fourier, Hough, Extract ORB Image features, Feature matching, cloning, Feature matching based image alignment
- Image segmentation using Graphcut / Grabcut
- Camera Calibration with circular grid
- Pose Estimation
- 3D Reconstruction – Creating Depth map from stereo images
- Object Detection and Tracking using Kalman Filter, Camshift

1. docs.opencv.org
2. <https://opencv.org/opencv-free-course/>

TOTAL : 60 PERIODS**COURSE OUTCOMES:**

At the end of this course, the students will be able to:

CO1:To understand basic knowledge, theories and methods in image processing and computer vision.

CO2:To implement basic and some advanced image processing techniques in OpenCV.

CO3:To apply 2D a feature-based based image alignment, segmentation and motion estimations.

CO4:To apply 3D image reconstruction techniques

CO5:To design and develop innovative image processing and computer vision applications.

TEXT BOOKS:

1. Richard Szeliski, "Computer Vision: Algorithms and Applications", Springer- Texts in Computer Science, Second Edition, 2022.
2. Computer Vision: A Modern Approach, D. A. Forsyth, J. Ponce, Pearson Education, Second Edition, 2015.

REFERENCES:

1. Richard Hartley and Andrew Zisserman, Multiple View Geometry in Computer Vision, Second Edition, Cambridge University Press, March 2004.
2. Christopher M. Bishop; Pattern Recognition and Machine Learning, Springer, 2006
3. E. R. Davies, Computer and Machine Vision, Fourth Edition, Academic Press, 2012.

CO's- PO's & PSO's MAPPING

CO's	PO's												PSO's		
	1	2	3	4	5	6	7	8	9	10	11	12	1	2	3
1	3	1	1	1	1	-	-	-	2	1	3	2	2	1	1
2	3	3	3	2	3	-	1	-	2	1	2	2	3	1	2
3	3	3	2	2	3	-	-	-	1	1	2	2	3	2	2
4	2	3	3	2	3	-	-	-	2	1	2	3	2	2	3
5	2	3	3	2	2	2	-	-	3	1	2	3	3	3	3
Avg.	2.6	2.6	2.4	1.8	2.4	0.4	0.25	0	2	1	2.2	2.4	2.6	1.8	2.2

1 - low, 2 - medium, 3 - high, '-' - no correlation

CEC350

RF TRANSCEIVERS

**LT PC
2 0 2 3**

COURSE OBJECTIVES:

- To understand the fundamentals of RF system design
- To acquaint with the various components of RF system for wireless communications
- To know the basic techniques needed for analysis of RF systems
- To enable the students to verify the basic principles and design aspects involved in RF systems components
- To conduct experiments to analyze and interpret data to produce meaningful conclusion and match with theoretical concepts

UNIT I CMOS PHYSICS, TRANSCEIVER SPECIFICATIONS AND ARCHITECTURES

6

CMOS: Introduction to MOSFET Physics - Noise: Thermal, shot, flicker, popcorn noise - Transceiver Specifications: Two port Noise theory, Noise Figure, THD, IP2, IP3, Sensitivity, SFDR - Phase noise - Transceiver Architectures: Receiver: Homodyne, Heterodyne, Image reject, Low-IF Architectures - Transmitter: Direct-up conversion, Two-step up conversion schemes

UNIT II IMPEDANCE MATCHING NETWORKS AND AMPLIFIERS

6

Review of S-parameters and Smith chart - Passive IC components - Impedance matching networks - Amplifiers: Common Gate, Common Source Amplifiers - OC Time constants in bandwidth estimation and enhancement - High frequency amplifier design - Low Noise Amplifiers: Power match and Noise match, single-ended and differential LNAs

UNIT III FEEDBACK SYSTEMS AND POWER AMPLIFIERS

6

Feedback Systems: Stability of feedback systems, Gain and phase margin, Root-locus techniques, Time and Frequency domain considerations, Compensation - Power Amplifiers: General model - Class A, AB, B, C, D, E and F amplifiers - Linearization Techniques - Efficiency boosting techniques - ACPR metric

UNIT IV FILTERS, OSCILLATORS AND MIXERS**6**

Overview - basic resonator and filter configuration, special filter realizations, filter implementation - Basic oscillator model, high-frequency oscillator configuration, Colpitt's oscillator - basic characteristics of mixers, single and double-balanced mixers

UNIT V PLL AND FREQUENCY SYNTHESIZERS**6**

PLL: Linearized Model, Noise properties, Phase detectors, Loop filters and Charge pumps- Frequency Synthesizers: Integer-N frequency synthesizers - Direct Digital Frequency Synthesizers

30 PERIODS**30 PERIODS****PRACTICAL EXERCISES:**

1. Measurement of S-parameters for impedance matching circuits, and RF filters using network analyzer
2. Design of RF inductor and capacitor
3. Design and characterization of LNA
4. Design of impedance matching network
5. Design of low-pass and band-pass filter at RF
6. Design and characterization of mixer

TOTAL:60 PERIODS**COURSE OUTCOMES:**

At the end of this course, the students will be able to:

CO1: Interpret the nonlinear effects in RF circuits

CO2: Design RF circuits

CO3: Analyze the performance of RF circuits

CO4: Apply knowledge to identify a suitable architecture and systematically design an RF System

CO5: Comprehensively record and report the measured data, and would be capable analyzing, interpreting the experimentally measured data and produce the conclusions

TEXTBOOKS

1. Lee T, Design of CMOS RF Integrated Circuits, Cambridge, Second Edition, 2004
2. Razavi B, RF Microelectronics, Pearson Education, Second Edition, 2012

REFERENCES

1. Ludwig R, and Bretchko P, RF Circuit Design Theory and Applications, Prentice Hall, 2000
2. Razavi B, Design of Analog CMOS Integrated Circuits, McGraw Hill, Second Edition, 2017
3. Kyung-WhanYeom, Microwave Circuit Design - A Practical Approach using ADS, Pearson Education, 2015

CO's-PO's & PSO's MAPPING

CO	PO1	PO2	PO3	PO4	PO5	PO6	PO7	PO8	PO9	PO10	PO11	PO12	PSO1	PSO2	PSO3
1	3	3	2	3	2	-	-	-	-	1	-	2	1	1	3
2	3	3	3	2	2	-	-	-	-	1	-	2	1	1	2
3	3	3	2	2	2	-	-	-	-	1	-	2	2	2	2
4	3	3	3	3	2	-	-	-	-	1	-	2	3	2	2
5	3	2	3	3	2	-	-	-	-	1	-	2	2	2	2
CO	3	3	3	3	2	-	-	-	-	1	-	2	2	2	2

1 - low, 2 - medium, 3 - high, '-' - no correlation

COURSE OBJECTIVES:

- Understand characteristic impedance of transmission line and impedance matching techniques.
- Understand plain signal reflection and cross talk noise in the transmission line, and also explain the mathematical analysis method.
- Understand Eye diagram and related measurement to test quality of Signal
- Learn Jitter analysis and jitter decomposition
- Work with high frequency differential signal and its applications

UNIT I SIGNAL REFLECTION AND IMPEDANCE MATCHING TECHNIQUE 6

Phenomenon of signal reflection. Signal reflection at transmitting end.
Signal reflection at branch point. Multiple reflection in transmission line.
Prevention of signal reflection by using impedance matching technique.

UNIT II CROSSTALK NOISE 6

Crosstalk definition and classification. Crosstalk mechanism. Analysis of crosstalk noise in transmission line. Main factor of causing crosstalk noise.

UNIT III DIFFERENTIAL SIGNAL TRANSMISSION CIRCUIT. 6

Pros and cons of using differential signaling compared with that of single-ended signaling.
High-speed differential interfaces. Theory of differential signaling.
Differential signal termination techniques.

UNIT IV FREQUENCY RESPONSE OF A CIRCUIT 6

Frequency response of transmission line and circuit. Inter-symbol interference (ISI) and eye-pattern.
Deterioration of a signal waveform due to ISI. Circuit techniques to prevent the deterioration. Linear time-invariant systems. Frequency response of pulse.

UNIT V EYE DIAGRAM AND JITTER 6

Jitter Definition and Types of Jitter; Jitter decomposition; Eye diagram analysis and related measurement

30 PERIODS**PRACTICAL EXERCISES:****30 PERIODS**

1. Generating 1GHz Differential signal from AWG
2. Getting Eye on oscilloscope and conduct various measurement on Eye as well Timing parametric such as rise/fall times, pulse width, and duty cycle Programmable software clock recovery including software PLL .
3. Accurate jitter analysis using the spectral and Q-scale methods for detailed decomposition of jitter components, including the extraction of industry standard dual-dirac model parameters
4. Generate LVDS signal and conduct signal integrity measurement

List of Equipments needed:

- 2Ch 1 GHz Arbitrary waveform generator
- 2GHz 4 flex channel scope with automated jitter and eye diagram measurement
- LVDS measurement suite

COURSE OUTCOMES:**At the end of this course, the students will be able to:****CO1:** Familiarity with High speed design and related issues**CO2:** Understanding on critical design aspect**CO3:** Know about Jitter and related measurements which is critical for design**CO4:** Practical application of high speed differential signals**CO5:** Measurement expertise up to industry expectations**TOTAL:60 PERIODS****TEXT BOOKS**

1. Signal and Power integrity Simplified -Eric Bogatin, Pearson, 3rd Edition
2. High Speed Digital Design by Howard Johnson and Martin Graham, Prentice Hall,1st Edition

REFERENCES

1. High Speed Signal Propagation and Howard Johnson,Prentice Hall,1st Edition

CO's-PO's & PSO's MAPPING

CO	PO1	PO2	PO3	PO4	PO5	PO6	PO7	PO8	PO9	PO10	PO11	PO12	PSO1	PSO2	PSO3
1	3	3	2	2	2	2	-	-	-	-	-	3	3	2	2
2	3	3	3	2	2	2	-	-	-	-	-	2	3	2	2
3	3	3	3	2	2	2	-	-	-	-	-	2	3	2	3
4	3	3	3	2	2	2	-	-	-	-	-	2	2	2	2
5	3	3	3	3	2	2	-	-	-	-	-	2	2	2	2
CO	3	3	3	2	2	2	-	-	-	-	-	2	2	2	2

1 - low, 2 - medium, 3 - high, '-' - no correlation**CEC335****ANTENNA DESIGN****L T P C
2 0 2 3****COURSE OBJECTIVES:**

- To introduce the basic concepts of antenna arrays for smart antenna design
- To discuss the random variables and processes for angle of arrival (AOA) estimation
- To describe different algorithms used for AOA estimation
- To introduce the concepts of fixed weight beamforming
- To introduce the concept of adaptive beamforming

UNIT I ANTENNA ARRAY FUNDAMENTALS**6**

Linear arrays: Two element and Uniform N element array – Array weighting: Beam steered and weighted arrays – Circular arrays – Rectangular planar arrays – Fixed beam arrays – Butler Matrices – Fixed sidelobe cancelling – Retrodirective arrays: Passive and active retrodirective arrays.

UNIT II PRINCIPLES OF RANDOM VARIABLES AND PROCESSES**6**

Definition of Random Variables - Probability Density Functions - Expectation and Moment - Common Probability Density Functions - Stationarity and Ergodicity - Autocorrelation and Power Spectral Density - Correlation Matrix

UNIT III ANGLE OF ARRIVAL ESTIMATION**6**

Fundamentals of Matrix Algebra: Vector basics - Matrix basics - Array Correlation Matrix - AOA Estimation Methods: Bartlett AOA estimate, Capon AOA estimate, Linear prediction AOA estimate,

Maximum entropy AOA estimate, Pisarenko harmonic decomposition AOA estimate, Min-norm AOA estimate, MUSIC AOA estimate, Root-MUSIC AOA estimate, ESPRIT AOA estimate

UNIT IV SMART ANTENNAS: FIXED WEIGHT BEAMFORMING 6

Introduction - Historical Development of Smart Antennas - Fixed Weight Beamforming Basics: Maximum signal-to-interference ratio, Minimum mean-square error, Maximum likelihood, Minimum variance

UNIT V SMART ANTENNAS: ADAPTIVE BEAMFORMING 6

Adaptive Beamforming: Least mean squares, Sample matrix inversion, Recursive least squares, Constant modulus, Least squares constant modulus, Conjugate gradient method, Spreading sequence array weights, Description of the new SDMA receiver.

30 PERIODS

PRACTICAL EXERCISES:

30 PERIODS

1. Write a MATLAB code to estimate the radiation pattern of a linear array and N element uniform array
2. Write a MATLAB code to estimate the AOA using MUSIC and ESPRIT algorithm
3. Write a MATLAB code to estimate the weights of the array. Using the final weights estimate the array factor and the mean square error.
4. Write a MATLAB code to dynamically alter the main lobe direction based on the information of AOA.

COURSE OUTCOMES:

At the end of this course, the students will be able to:

CO1: Describe the basics of phased array antennas

CO2: Understand random process and its application in Smart antennas

CO3: Estimate the weights of the antenna array based on the angle of arrival

CO4: Analyze the fixed weight beamforming in smart antennas

CO5: Analyze adaptive beamforming in smart antennas

TOTAL 60 PERIODS

TEXT BOOKS

1. Frank Gross, Smart antennas for wireless communications, McGra-Hill, 2006.
2. S. Chandran, Adaptive antenna arrays, trends and applications, Springer, 2009.

REFERENCES

1. T. S. Rappaport, Smart antennas: Adaptive arrays, algorithms and wireless position location, IEEE Press, 1998.
2. Robert A. Monzingo, Randy L. Haupt and Thomas W. Miller, Introduction to Adaptive arrays, 2nd Edition, IET, 2011.
3. Thomas Kaiser, Smart Antennas: State of the Art, Hindawi, 2005

CO's-PO's & PSO's MAPPING

CO	PO1	PO2	PO3	PO4	PO5	PO6	PO7	PO8	PO9	PO10	PO11	PO12	PSO1	PSO2	PSO3
1	3	3	3	3	2	1	-	-	-	1	-	2	3	2	2
2	3	2	2	2	2	1	-	-	-	1	-	2	3	2	2
3	3	3	2	2	1	2	-	-	-	1	-	2	3	2	2
4	3	3	2	3	2	1	-	-	-	1	-	2	3	2	2
5	3	2	3	2	2	1	-	-	-	1	-	2	3	2	2
CO	3	3	2	2	2	1	-	-	-	1	-	2	3	2	2

1 - low, 2 - medium, 3 - high, '-' - no correlation

COURSE OBJECTIVES:

- To study the characteristics of Active components and applications.
- To design the RF filter and analyze the circuits operated at millimeter wavelength
- To understand the basics of Microwave integrated circuits
- To learn the concepts of non reciprocal components for MICs
- To design the antenna and analyze its performance using measurement techniques

UNIT I ACTIVE RF COMPONENTS AND APPLICATIONS 6

RF diodes, BJT, RF FET'S, High electron mobility transistors, matching and biasing networks-impedance matching using discrete components, microstripline matching networks, amplifier classes of operation and biasing networks.

UNIT II RF FILTER DESIGN 6

Overview, Basic resonator and filter configuration, special filter realizations, smith chart based filter design, coupled filter.

UNIT III INTRODUCTION TO MICROWAVE INTEGRATED CIRCUITS 6

Overview of ABCD and S parameters - Overview of Planar transmission lines (Stripline, Microstripline, Slotline, CPW, Finline)-Design Parameters for Strip Line And Microstripline- Active Device Technologies- Design Approaches Multichip Module Technology- Substrates

UNIT IV NON RECIPROCAL COMPONENTS FOR MICs 6

Microstrip on Ferrimagnetic substrates, Microstrip circulators. Isolators and phase shifters, Design of microstrip circuits – high power and low power circuits.

UNIT V INTEGRATED ANTENNA DESIGN AND MEASUREMENTS 6

Integrated Antenna Design- Photonic Band Gap Antennas - Micro Machined Antenna - Micro Electro Mechanical System Antennas - Test Fixture Measurements - Probe Station Measurements - Thermal and Cryogenic Measurements- Experimental Field Probing Techniques.

30 PERIODS**PRACTICAL EXERCISES:****30 PERIODS**

1. Design of low pass, high pass, band pass and band stop filter at RF using any software tool
2. Design of low pass, high pass, band pass and band stop filter at RF Design of low pass, high pass, band pass and band stop filter at RF
3. Design of low pass, high pass, band pass and band stop filter at RF
4. Design of low pass, high pass, band pass and band stop filter at RF
5. Measurement of S parameters for a) Inductor b) Capacitor c) impedance matching circuits, filters using network analyzer
6. Design a microstrip circuits

COURSE OUTCOMES:

Upon successful completion of the course the student will be able to

CO1: Apply knowledge of S parameter theory to any RF active component design circuit for obtaining performance measure.

CO2: Analyze microwave circuits for filters design.

CO3 Evaluate the performance of any practical Microwave integrated circuits

CO4: Create communication circuits and subsystems with practical design parameters for non-reciprocal components in MICs.

CO5: Design microwave integrated antenna design circuit for the required Performance using professional software tools.

TOTAL:60 PERIODS

TEXTBOOKS

1. Reinhold Ludwig and Powel Bretchko, RF Circuit Design – Theory and Applications, Pearson Education Asia, First Edition, 2001.(Unit – I, II)
2. Bharathi Bhat, Shibani K. Koul, “Stripline-like Transmission Lines for Microwave Integrated Circuits”, New Age International Pvt Ltd Publishers, 2007.(Unit –III ,V)
3. Gupta KC and Amarjit Singh, “Microwave Integrated circuits”, Wiley Eastern, 1974.(Unit – IV)

REFERENCES

1. Mathew M. Radmanesh, Radio Frequency & Microwave Electronics, Pearson Education Asia, Second Edition, 2002.
2. Ulrich L. Rohde and David P. NewKirk, RF / Microwave Circuit Design, John Wiley & Sons USA 2000.
3. Roland E. Best, Phase – Locked Loops: Design, simulation and applications, McGraw Hill Publishers 5TH edition 2003
4. David Pozar ,Microwave Engineering, Addison Wesley 3rd Edition
5. Ravender Goyal, “Monolithic MIC; Technology & Design”, Artech House, First Edition 1989.

CO’s-PO’s & PSO’s MAPPING

CO	PO 1	PO 2	PO 3	PO 4	PO 5	PO 6	PO 7	PO 8	PO 9	PO 10	PO 11	PO 12	PS O1	PS O2	PSO3
1	3	3	2	2	3	2	2	-	2	1	-	1	3	2	2
2	3	3	3	2	3	2	2	-	2	1	-	1	3	2	2
3	3	3	2	2	3	2	2	-	2	1	-	1	3	2	2
4	3	3	2	2	3	2	2	-	2	1	-	1	3	2	2
5	3	3	1	2	3	2	2	-	2	1	-	1	3	2	2
CO	3	3	2	2	3	2	2	-	2	1	-	1	3	2	2

1 - low, 2 - medium, 3 - high, '-' - no correlation

CEC338

EMI / EMC PRE COMPLIANCE TESTING

**L T P C
2 0 2 3**

COURSE OBJECTIVES:

- To introduce the basic concepts of Electromagnetic Interference
- To teach the importance of measurement device for EMI.
- To explain the EMI coupling & control principles
- To understand receivers & Analyzer functionalities
- To impart knowledge on design issues in EMI/EMC

UNIT I NATURE AND ORIGINS OF ELECTROMAGNETIC COMPATIBILITY

6

Introduction-Visualising the EMI problem-Source of EMI,EMI coupling to victim equipment, Intersystem and Intrasystem EMI, EMC standards and specifications

UNIT II **TYPES of EMI COUPLING** **6**
Conducted, radiated and transient coupling; Common ground impedance coupling; Common mode and ground loop coupling; Differential mode coupling, Near field cable to cable coupling; Field to cable coupling, Power mains and Power supply coupling; Transient EMI

UNIT III **MEASUREMENT DEVICES FOR EMI** **6**
Introduction – Measurement by direct connection, Inductively coupled devices, EMC antennas – Basic antenna parameters, Antennas for radiated emission testing, Wideband antennas - Magnetic field antennas, Type of antennas used in susceptibility testing

UNIT IV **RECEIVERS, ANALYSERS AND MEASUREMENT EQUIPMENT** **6**
EMI receiver, Spectrum Analyzers, RF power meter Frequency meters. Standards requiring immunity tests, Automatic EMC tests, Electromagnetic transient testing, Transient types, Continuous and transient signal, ESD-electrostatic discharge

UNIT V **PRE-COMPLIANCE TESTING TO AVOID EMC PROBLEMS** **6**
Need for Pre-Compliance Testing; Intersystem and Intrasystem EMC - Developing an approach to EMC design - Process flow chart, - EMC strategy – Self certification; Solutions to avoid EMC: ESD Shielding, EMI Filters; Grounding; Bonding, Isolation transformer, Transient suppressors; EMI Suppression Cables.

30 PERIODS

PRACTICAL EXERCISES:

30 PERIODS

1. Basic spectrum measurement and power measurement with markers
2. Perform environment scan and detect various signals available
3. DPX, Spectrogram and transient capture with mask test and act on violation
4. EMI spurious detection and measurement against EMI limit lines
5. Use of LISN and measurement concept of Conducted emission

List of equipments for needed for a batch of 30 students (3 in a bench):

1. Real Time Spectrum Analyser upto atleast 6.2GHz and 40MHz BW – 10 nos
2. Near Field Probes kit – 10 nos
3. 25MHz to 300 MHz Biconical antenna – 10 nos
4. 300 MHz to 1GHz Compact Log Periodic Antenna – 10 nos
5. line impedance stabilization network (LISN) - 3
6. EMI EMC Test Software – 10 nos
7. Tripod Stand – 10 nos

COURSE OUTCOMES:

At the end of this course, the students will be able to:

- CO1:** Perceive the various types and mechanisms of Electromagnetic Interference
- CO2:** Propose a suitable EMI mitigation technique.
- CO3:** Evaluate EMI coupling & control principles
- CO4:** Explain the importance receivers & Analyzer functionalities
- CO5:** Inspect the design issues in EMI/EMC

TOTAL:60 PERIODS

TEXTBOOKS

1. David Morgan , "A Handbook for EMC Testing and Measurement", IET Electrical Measurement, 2012
2. Tim Williams , "EMC for Product Designers", 5th Edition, Newnes Elsevier, 2017

REFERENCES

1. V.P.Kodali, "Engineering EMC Principles, Measurements and Technologies", IEEE Press, Newyork, 1996
2. Paul, C.R., "Introduction to Electromagnetic Compatibility", 2nd ed., Wiley (2010)
3. David K. Cheng, "Field and Wave Electromagnetics", 2nd ed. Pearson Education, 2009

CO's-PO's & PSO's MAPPING

CO	PO1	PO2	PO3	PO4	PO5	PO6	PO7	PO8	PO9	PO10	PO11	PO12	PSO1	PSO2	PSO3
1	3	2	2	3	3	1	1	-	-	1	-	1	2	1	2
2	3	3	2	1	3	2	1	-	-	1	-	2	2	2	2
3	3	3	3	3	2	2	1	-	-	1	-	2	2	2	2
4	3	3	2	2	2	2	1	-	-	1	-	2	2	1	2
5	3	-	3	3	2	2	1	-	-	1	-	2	2	2	2
CO	3	3	2	2	2	2	1	-	-	1	-	2	2	2	2

1 - low, 2 - medium, 3 - high, '-' - no correlation

CEC349

RFID SYSTEM DESIGN AND TESTING

L T P C

2 0 2 3

COURSE OBJECTIVES:

- To discuss the fundamentals of near field and far field RFID communications
- To articulate the standards and protocols used in RFID systems
- To describe the operating principles of RFID tag and reader
- To introduce the security aspects and system architecture of RFID systems
- To illustrate the industrial and scientific applications of RFID systems

UNIT I INTRODUCTION

6

RFID Principles: Near-field based RFID – Properties of Magnetic field – Far-field based RFID – Properties of Backscatter RF Systems – Modulation techniques – Frequency based property comparison of RFID Systems

UNIT II RFID STANDARDS AND PROTOCOLS

6

RFID Industry standards: EPC global – ISO15693 Vicinity cards and RFID – ISO14443 Proximity cards and RFID – The NFC forum – Reading collocated RFID tags: Query Tree protocol – Query Slot protocol

UNIT III OPERATING PRINCIPLES

6

RFID Tag components: RFID tag types – the 1-Bit Transponder and Chipless Tags – RFID readers and middleware component – Communication fundamentals: Coupling, Data encoding, multi-path effect – Tag, Reader and sensor communication.

UNIT IV DATA INTEGRITY AND SECURITY

6

The checksum procedure – Multiaccess procedures – Attacks on RFID Systems – Protection by Cryptographic measures

UNIT V RFID ENABLED SENSORS AND APPLICATIONS

6

RFID enabled Sensors: Antenna design challenges – IC design – Integration of sensors and RFID – Power consumption and Link budget.

Applications: Contactless smart cards – Access control – Electronic passport – Industrial Automation – Medical applications – Challenges and opportunities.

30 PERIODS

PRACTICAL EXERCISES:

30 PERIODS

1. Design of a passive RFID Tag Antenna
2. Design of an RFID reader antenna
3. Determination of read range of the RFID tag at UHF and Microwave frequencies
4. Determination of RFID tag performance for different standards

COURSE OUTCOMES:

At the end of this course, the students will be able to:

CO1: Classify RFID systems based on frequency, architecture and performance

CO2: Define standards for RFID technology

CO3: Illustrate the operation of various components of RFID systems

CO4: Describe the privacy and security issues in RFID Systems

CO5: Discuss the construction and applications of RFID enabled sensor

TOTAL:60 PERIODS

TEXTBOOKS

1. Roy Want, RFID Explained, Springer 2022.
2. Amin Rida, Li Yang, Manos M. Tentzeris, RFID Enabled Sensor Design and Applications, Artech House, 2010

REFERENCES

1. Klaus Finkenzeller, RFID Handbook, 3rd Edition, Wiley, 2010
2. Syed Ahson, Mohammad Ilyas, RFID Handbook, CRC Press, 2008
3. Paris Kitsos, Security in RFID and Sensor Networks, CRC Press, 2016.

CO's-PO's & PSO's MAPPING

CO	PO1	PO2	PO3	PO4	PO5	PO6	PO7	PO8	PO9	PO10	PO11	PO12	PSO1	PSO2	PSO3
1	3	3	3	2	2	3	1	-	-	1	-	3	2	3	2
2	3	2	3	2	2	2	1	-	-	1	-	3	3	2	2
3	3	3	3	2	3	2	1	-	-	1	-	3	2	3	2
4	3	3	3	2	2	2	1	-	-	1	-	2	3	2	2
5	3	3	2	2	2	2	2	-	-	1	-	3	2	2	2
CO	3	3	3	2	3	3	1	-	-	1	-	2	3	3	2

1 - low, 2 - medium, 3 - high, '-' - no correlation

CBM370

WEARABLE DEVICES

L T P C

3 0 0 3

OBJECTIVES:

The student should be made to:

- To know the hardware requirement of wearable systems
- To understand the communication and security aspects in the wearable devices
- To know the applications of wearable devices in the field of medicine

UNIT I INTRODUCTION TO WEARABLE SYSTEMS AND SENSORS

9

Wearable Systems- Introduction, Need for Wearable Systems, Drawbacks of Conventional Systems for Wearable Monitoring, Applications of Wearable Systems, Types of Wearable Systems, Components of wearable Systems. Sensors for wearable systems-Inertia movement sensors, Respiration activity sensor, Inductive plethysmography, Impedance plethysmography, pneumography, Wearable ground reaction force sensor.

UNIT II SIGNAL PROCESSING AND ENERGY HARVESTING FOR WEARABLE DEVICES 9

Wearability issues -physical shape and placement of sensor, Technical challenges - sensor design, signal acquisition, sampling frequency for reduced energy consumption, Rejection of irrelevant information. Power Requirements- Solar cell, Vibration based, Thermal based, Human body as a heat source for power generation, Hybrid thermoelectric photovoltaic energy harvests, Thermopiles.

UNIT III WIRELESS HEALTH SYSTEMS 9

Need for wireless monitoring, Definition of Body area network, BAN and Healthcare, Technical Challenges- System security and reliability, BAN Architecture – Introduction, Wireless communication Techniques.

UNIT IV SMART TEXTILE 9

Introduction to smart textile- Passive smart textile, active smart textile. Fabrication Techniques- Conductive Fibres, Treated Conductive Fibres, Conductive Fabrics, Conductive Inks. Case study- smart fabric for monitoring biological parameters - ECG, respiration.

UNIT V APPLICATIONS OF WEARABLE SYSTEMS 9

Medical Diagnostics, Medical Monitoring-Patients with chronic disease, Hospital patients, Elderly patients, neural recording, Gait analysis, Sports Medicine.

OUTCOMES:

On successful completion of this course, the student will be able to

- CO1: Describe the concepts of wearable system.
- CO2: Explain the energy harvestings in wearable device.
- CO3: Use the concepts of BAN in health care.
- CO4: Illustrate the concept of smart textile
- CO5: Compare the various wearable devices in healthcare system

TOTAL PERIODS:45

TEXT BOOKS

1. Annalisa Bonfiglio and Danilo De Rossi, Wearable Monitoring Systems, Springer, 2011
2. Zhang and Yuan-Ting, Wearable Medical Sensors and Systems, Springer, 2013
3. Edward Sazonov and Micheal R Neuman, Wearable Sensors: Fundamentals, Implementation and Applications, Elsevier, 2014
4. Mehmet R. Yuce and Jamil Y. Khan, Wireless Body Area Networks Technology, Implementation applications, Pan Stanford Publishing Pte.Ltd, Singapore, 2012

REFERENCES

1. Sandeep K.S, Gupta, Tridib Mukherjee and Krishna Kumar Venkatasubramanian, Body Area Networks Safety, Security, and Sustainability, Cambridge University Press, 2013.
2. Guang-Zhong Yang, Body Sensor Networks, Springer, 2006.

CO's- PO's & PSO's MAPPING

CO's	PO's												PSO's		
	1	2	3	4	5	6	7	8	9	10	11	12	1	2	3
1	3	2	1	1	2	-	-	1	-	-	-	-	1	-	1
2	3	2	1	1	2	-	-	1	-	-	-	-	1	-	1
3	3	2	1	1	2	-	-	1	-	-	-	-	1	-	1
4	3	2	1	1	2	-	-	1	-	-	-	-	1	-	1

5	3	2	1	1	2	-	-	1	-	-	-	-	1	-	1
AVg.	3	2	1	1	2	-	-	1	-	-	-	-	1	-	1

1 - low, 2 - medium, 3 - high, '-' - no correlation

CBM352

HUMAN ASSIST DEVICES

L T P C

3 0 0 3

COURSE OBJECTIVES:

- To study the role and importance of machines that takes over the functions of the heart and lungs,
- To study various mechanical techniques that help a non-functioning heart.
- To learn the functioning of the unit which does the clearance of urea from the blood
- To understand the tests to assess the hearing loss and development of electronic devices to compensate for the loss.
- To study about recent techniques used in modern clinical applications

UNIT I HEART LUNG MACHINE AND ARTIFICIAL HEART

9

Condition to be satisfied by the H/L System. Different types of Oxygenators, Pumps, Pulsatile and Continuous Types, Monitoring Process, Shunting, The Indication for Cardiac Transplant, Driving Mechanism, Blood Handling System, Functioning and different types of Artificial Heart, Schematic for temporary bypass of left ventricle.

UNIT II CARDIAC ASSIST DEVICES

9

Assisted through Respiration, Right and left Ventricular Bypass Pump, Auxiliary ventricle, Open Chest and Closed Chest type, Intra Aortic Balloon Pumping, Prosthetic Cardiac valves, Principle of External Counter pulsation techniques.

UNIT III ARTIFICIAL KIDNEY

9

Indication and Principle of Haemodialysis, Membrane, Dialysate, types of filter and membranes, Different types of hemodialyzers, Monitoring Systems, Wearable Artificial Kidney, Implanting Type.

UNIT IV RESPIRATORY AND HEARING AIDS

9

Ventilator and its types-Intermittent positive pressure, Breathing Apparatus Operating Sequence, Electronic IPPB unit with monitoring for all respiratory parameters. Types of Deafness, Hearing Aids, SISI, masking techniques, wearable devices for hearing correction.

UNIT V RECENT TRENDS

9

Transcutaneous electrical nerve stimulator, bio-feedback, Diagnostic and point-of-care platforms.

COURSE OUTCOMES:

At the end of this course the students will be able to:

CO1: Explain the principles and construction of artificial heart

CO2: Understand various mechanical techniques that improve therapeutic technology

CO3: Explain the functioning of the membrane or filter that cleanses the blood.

CO4: Describe the tests to assess the hearing loss and development of wearable devices for the same.

CO5: Analyze and research on electrical stimulation and biofeedback techniques in rehabilitation and physiotherapy.

TEXT BOOKS:

1. Gray E Wnek, Gray L Browlin – Encyclopedia of Biomaterials and Biomedical Engineering –Marcel Dekker Inc New York 2004.
2. John. G . Webster – Bioinstrumentation - John Wiley & Sons (Asia) Pvt Ltd - 2004
3. Joseph D.Bronzino, The Biomedical Engineering Handbook, Third Edition: Three Volume Set, CRC Press, 2006

REFERENCES:

1. Andreas.F. Von racum, “Hand book of bio material evaluation”, Mc-Millan publishers, 1980.
2. Gray E Wnek, Gray L Browlin, “Encyclopedia of Biomaterials and Biomedical Engineering” Marcel Dekker Inc New York 2004.
3. D.S. Sunder, “Rehabilitation Medicine”, 3rd Edition, Jaypee Medical Publication, 2010

CO's-PO's & PSO's MAPPING

CO	PO1	PO2	PO3	PO4	PO5	PO6	PO7	PO8	PO9	PO10	PO11	PO12	PSO1	PSO2	PSO3
1	3	3	3	3	3	2	-	-	-	-	-	3	3	1	2
2	3	3	3	2	2	3	-	-	-	-	-	2	2	2	2
3	3	3	3	3	3	2	-	-	-	-	-	3	3	3	2
4	3	3	1	1	3	2	-	-	-	-	-	2	3	1	3
5	3	3	3	3	3	3	-	-	-	-	-	2	3	3	2
CO	3	3	2.6	2.4	2.8	2.4	-	-	-	-	-	2.4	2.8	2	2.2

1 - low, 2 - medium, 3 - high, '-' - no correlation

CBM368**THERAPEUTIC EQUIPMENT**

L T P C
3 0 0 3

COURSE OBJECTIVES:

- To learn the principles of cardiac assist devices.
- To understand the need and use of extracorporeal devices, and the use of lasers in medicine.
- To enable the students to gain knowledge on the working of therapeutic clinical equipment.

UNIT I CARDIAC AND RESPIRATORY THERAPY EQUIPMENT**9**

Cardiac Pacemaker: Internal and External Pacemaker– Programmable pacemakers. Cardiac Defibrillators: AC and DC Defibrillator- Internal and External Defibrillators - Protection Circuit, Defibrillator analyzers. Cardiac ablation catheter.

Types of Ventilators – Pressure, Volume, and Time controlled. Basic principles of electromechanical, pneumatic and electronic ventilators, Patient Cycle Ventilators, Ventilator testing. Humidifiers, Nebulizers, Inhalators.

UNIT II BIOMECHANICAL THERAPEUTIC EQUIPMENT**9**

Electrodiagnosis, Therapeutic radiation, Electrotherapy, Electrodes, Stimulators for Nerve and Muscle, Functional Electrical Stimulation. peripheral nerve stimulator, ultrasonic stimulators, Stimulators for pain and relief - Inferential Therapy Unit, TENS. GAIT Assessment and Therapy. Continuous Passive Motion unit, Cervical / Lumber Traction Machine -Traction Table.

UNIT III BODY CARE EQUIPMENT**9**

Skin Treatment: Ultrasonic spot remove, vacuum therapy unit, Skin tightening, Wrinkle Reduction, Facial and Rejuvenation. Laser hair therapy machine. Body Slimmer/Shaper – Deep Heat Therapy, Massager, Fitness – Treadmill, Bike.

UNIT IV DENTAL CARE EQUIPMENT**9**

Dental Chair - Dental Hand pieces and Accessories: Evolution of rotary equipment, Low-speed handpiece, High-speed handpiece, Hand piece maintenance. Vacuum and Pneumatic techniques: Vacuum techniques, Oral evacuation systems, Vacuum pump, Pneumatic techniques, Dental compressor. Decontamination Unit and constant fumigation unit. Dental Radiography: Dental X-ray Machine.

UNIT V HEAT & PHOTON THERAPY EQUIPMENT**9**

High frequency heat therapy, Principle, Short wave diathermy, Microwave diathermy, Ultrasonic therapy, Lithotripsy. Therapeutic UV and IR Lamps. Basic principles of Biomedical LASERS: Applications of lasers in medicine, CO₂laser, He-Ne laser, Nd-YAG and Ruby laser.

COURSE OUTCOMES:

On successful completion of this course, the student will be able to

CO1: Suggest suitable therapeutic devices for ailments related to cardiology, pulmonology, neurology, etc

CO2: Comprehend the principles of bodycare equipment

CO3: Understand the operation of dental care equipment.

CO4: Analyze the different types of therapies for suitable applications.

CO5: Appreciate the application of lasers in biomedical applications.

TOTAL:45 PERIODS**TEXT BOOKS**

1. Khandpur. R.S., "Handbook of Biomedical Instrumentation". Second Edition. Tata McGrawHill Pub. Co., Ltd. 2003.
2. John.G.Webster. "Medical Instrumentation, Application and Design". Fourth Edition. Wiley & sons, Inc., NewYork. 2009.

REFERENCES

1. Leslie Cromwell, Fred. J. Weibell & Erich. A.Pfeiffer. "Biomedical Instrumentation and Measurements". Second Edition. Prentice Hall Inc.2000.
2. John Low & Ann Reed. "Electrotherapy Explained, Principles and Practice". Second Edition. Butterworth Heinemann Ltd. 2000.
3. Joseph. J. Carr, John Michael Brown, "Introduction to Biomedical Equipment Technology", Prentice Hall and Technology, 2008.

CO's-PO's & PSO's MAPPING

CO	PO1	PO2	PO3	PO4	PO5	PO6	PO7	PO8	PO9	PO10	PO11	PO12	PSO1	PSO2	PSO3
1	3	3	3	3	2	3	2	-	-	-	-	2	3	3	3
2	3	3	3	3	2	3	2				-	2	3	2	2
3	3	3	3	3	2	3	2	-	-	-	-	2	3	2	2
4	3	2	2	3	2	3	2	-	-	-	-	2	2	3	2
5	3	3	2	3	2	3	2	-	-	-	-	2	2	3	3
CO	3	2.8	2.6	3	2.5	3	2	-	-	-	-	2	2.6	2.6	2.4

1 - low, 2 - medium, 3 - high, '-' - no correlation

CBM355**MEDICAL IMAGING SYSTEMS****L T P C****3 0 0 3****COURSE OBJECTIVES:**

- To understand the generation of X-ray and its uses in Medical imaging
- To describe the principle of Computed Tomography.

- To know the techniques used for visualizing various sections of the body.
- To learn the principles of different radio diagnostic equipment in Imaging.
- To discuss the radiation therapy techniques and radiation safety

UNIT I X RAYS 9

Nature of X-rays- X-Ray absorption – Tissue contrast. X- Ray Equipment (Block Diagram) – X-Ray Tube, the collimator, Bucky Grid, power supply, Digital Radiography - discrete digital detectors, storage phosphor and film scanning, X-ray Image Intensifier tubes – Fluoroscopy – Digital Fluoroscopy. Angiography, cine Angiography. Digital subtraction Angiography. Mammography.

UNIT II COMPUTED TOMOGRAPHY 9

Principles of tomography, CT Generations, X- Ray sources- collimation- X- Ray detectors – Viewing systems – spiral CT scanning – Ultra fast CT scanners. Image reconstruction techniques – back projection and iterative method.

UNIT III MAGNETIC RESONANCE IMAGING 9

Fundamentals of magnetic resonance- properties of electromagnetic waves : speed , amplitude, phase, orientation and waves in matter - Interaction of Nuclei with static magnetic field and Radio frequency wave- rotation and precession – Induction of magnetic resonance signals – bulk magnetization – Relaxation processes T1 and T2. Block Diagram approach of MRI system – system magnet (Permanent, Electromagnet and Superconductors), generations of gradient magnetic fields, Radio Frequency coils (sending and receiving), shim coils, Electronic components, fMRI.

UNIT IV NUCLEAR IMAGING 9

Radioisotopes- alpha, beta, and gamma radiations. Radio Pharmaceuticals. Radiation detectors – gas filled, ionization chambers, proportional counter, GM counter and scintillation Detectors, Gamma camera – Principle of operation, collimator, photomultiplier tube, X-Y positioning circuit, pulse height analyzer. Principles of SPECT and PET

UNIT V RADIATION THERAPY AND RADIATION SAFETY 9

Radiation therapy – linear accelerator, Telegamma Machine. SRS – SRT – Recent Techniques in radiation therapy – 3D CRT – IMRT – IGRT and Cyber knife – radiation measuring instruments Dosimeter, film badges, Thermo Luminescent dosimeters – electronic dosimeter – Radiation protection in medicine – radiation protection principles

TOTAL 45 PERIODS

COURSE OUTCOMES:

At the end of the course the student will be able to:

- CO1:** Describe the working principle of the X-ray machine and its application.
- CO2:** Illustrate the principle computed tomography
- CO3:** Interpret the technique used for visualizing various sections of the body using Magnetic Resonance Imaging.
- CO4:** Demonstrate the applications of radionuclide imaging.
- CO5:** Analyze different imaging techniques and choose appropriate imaging equipment for better diagnosis and outline the methods of radiation safety.

TEXT BOOKS:

1. Isaac Bankman, I. N. Bankman , Handbook Of Medical Imaging: Processing and Analysis(Biomedical Engineering),Academic Press,2000

- Jacob Beutel (Editor), M. Sonka (Editor), Handbook of Medical Imaging, Volume 2. Medical Image Processing and Analysis , SPIE Press 2000
- Khin Wee Lai, DyahEkashantiOctorinaDewi “Medical Imaging Technology”, Springer Singapore, 2015

REFERENCE BOOKS

- Khandpur R.S, “Handbook of Biomedical Instrumentation”, Tata McGraw – Hill, New Delhi, 2003.
- Dougherty, Geoff (Ed.), “Medical Image Processing - Techniques and Applications”, Springer-Verlag New York, 2011

CO's-PO's & PSO's MAPPING

CO	PO1	PO2	PO3	PO4	PO5	PO6	PO7	PO8	PO9	PO10	PO11	PO12	PSO1	PSO2	PSO3
1	3	3	3	2	2	2	-	-	-	-	-	3	2	3	2
2	3	3	3	2	2	1	-	-	-	-	-	2	2	3	2
3	3	3	2	2	2	2	-	-	-	-	-	2	2	2	1
4	3	3	3	2	2	1	-	-	-	-	-	2	2	2	1
5	3	3	3	3	2	2	-	-	-	-	-	1	2	2	1
CO	3	3	2.8	2.2	2	1.6	-	-	-	-	-	2	2	2.4	1.4

1 - low, 2 - medium, 3 - high, '-' - no correlation

CBM342

BRAIN COMPUTER INTERFACE AND APPLICATIONS

L T P C

3 0 0 3

COURSE OBJECTIVES:

The student should be made to:

- To understand the basic concepts of brain computer interface
- To study the various signal acquisition methods
- To study the signal processing methods used in BCI

UNIT I INTRODUCTION TO BCI

9

Fundamentals of BCI – Structure of BCI system – Classification of BCI – Invasive, Non-invasive and Partially invasive BCI – EEG signal acquisition - Signal Preprocessing – Artifacts removal.

UNIT II ELECTROPHYSIOLOGICAL SOURCES

9

Sensorimotor activity – Mu rhythm, Movement Related Potentials – Slow Cortical Potentials-P300 - Visual Evoked Potential - Activity of Neural Cells - Multiple Neuromechanisms.

UNIT III FEATURE EXTRACTION METHODS

9

Time/Space Methods – Fourier Transform, PSD – Wavelets – Parametric Methods – AR,MA,ARMA models – PCA – Linear and Non-Linear Features.

UNIT IV FEATURE TRANSLATION METHODS

9

Linear Discriminant Analysis – Support Vector Machines - Regression – Vector Quantization– Gaussian Mixture Modeling – Hidden Markov Modeling – Neural Networks.

UNIT V APPLICATIONS OF BCI

9

Functional restoration using Neuroprosthesis - Functional Electrical Stimulation, Visual Feedback and control - External device control, Case study: Brain actuated control of mobile Robot.

COURSE OUTCOMES:

On successful completion of this course, the student will be able to

CO1: Describe BCI system and its potential applications.

CO2: Analyze event related potentials and sensory motor rhythms.

CO3: Compute features suitable for BCI.

CO4: Design classifier for a BCI system.

CO5: Implement BCI for various applications.

TOTAL:45 PERIODS

TEXTBOOKS

1. Bernhard Graimann, Brendan Allison, Gert Pfurtscheller, "Brain-Computer Interfaces: Revolutionizing Human-Computer Interaction", Springer, 2010.

REFERENCES

1. R. Spehlmann, "EEG Primer", Elsevier Biomedical Press, 1981.
2. Arnon Kohen, "Biomedical Signal Processing", Vol I and II, CRC Press Inc, Boca Rato, Florida, 1986.
3. Bishop C.M., "Neural Networks for Pattern Recognition", Oxford, Clarendon Press, 1995.

CO's-PO's & PSO's MAPPING

CO	PO1	PO2	PO3	PO4	PO5	PO6	PO7	PO8	PO9	PO10	PO11	PO12	PSO1	PSO2	PSO3
1	3	3	3	2	2	2	-	-	-	-	-	2	3	3	3
2	3	3	3	2	2	1	-	-	-	-	-	2	2	2	2
3	3	3	3	2	2	1	-	-	-	-	-	1	1	2	2
4	3	3	3	1	3	2	-	-	-	-	-	2	2	3	3
5	3	3	3	3	3	2	-	-	-	-	-	2	2	2	2
CO	3	3	3	2	2.4	1.6	-	-	-	-	-	1.8	2	2.4	2.4

1 - low, 2 - medium, 3 - high, '-' - no correlation

CBM341

BODY AREA NETWORKS

L T P C
3 0 0 3

COURSE OBJECTIVES:

The student should be made to:

- To know the hardware requirement of BAN
- To understand the communication and security aspects in the BAN
- To know the applications of BAN in the field of medicine

UNIT I INTRODUCTION

9

Definition, BAN and Healthcare, Technical Challenges- Sensor design, biocompatibility, Energy Supply, optimal node placement, number of nodes, System security and reliability, BAN Architecture – Introduction.

UNIT II HARDWARE FOR BAN

9

Processor-Low Power MCUs, Mobile Computing MCUs ,Integrated processor with radio transceiver, Memory ,Antenna-PCB antenna, Wire antenna, Ceramic antenna, External antenna, Sensor Interface, Power sources- Batteries and fuel cells for sensor nodes.

UNIT III WIRELESS COMMUNICATION AND NETWORK 9

RF communication in Body, Antenna design and testing, Propagation, Base Station-Network topology-Stand –Alone BAN, Wireless personal Area Network Technologies-IEEE 802.15.1,IEEE P802.15.13, IEEE 802.15.14, Zigbee.

UNIT IV COEXISTENCE ISSUES WITH BAN 9

Interferences – Intrinsic - Extrinsic, Effect on transmission, Counter measures- on physical layer and data link layer, Regulatory issues-Medical Device regulation in USA and Asia, Security and Self-protection-Bacterial attacks, Virus infection, Secured protocols, Self-protection.

UNIT V APPLICATIONS OF BAN 9

Monitoring patients with chronic disease, Hospital patients, Elderly patients, Cardiac arrhythmias monitoring, Multi patient monitoring systems, Multichannel Neural recording, Gait analysis, Sports Medicine, Electronic pill.

COURSE OUTCOMES:

On successful completion of this course, the student will be able to

CO1: Comprehend and appreciate the significance and role of this course in the present contemporary world.

CO2: Design a BAN for appropriate application in medicine.

CO3: Assess the efficiency of communication and the security parameters.

CO4: Understand the need for medical device regulation and regulations followed in various regions

CO5: Extend the concepts of BAN for medical applications.

TOTAL:45 PERIODS**TEXT BOOKS**

1. Sandeep K.S. Gupta, Tridib Mukherjee, Krishna Kumar Venkata Subramanian, "Body Area Networks Safety, Security, and Sustainability", Cambridge University Press, 2013
2. Mehmet R. Yuce, Jamil Y.Khan, "Wireless Body Area Networks Technology, Implementation, and Applications", Pan Stanford Publishing Pte. Ltd., Singapore, 2012

REFERENCES

1. Zhang, Yuan-Ting, "Wearable Medical Sensors and Systems", Springer, 2013.
2. Guang-Zhong Yang(Ed.), "Body Sensor Networks", Springer, 2006.
3. Annalisa Bonfiglio, Danilo De Rossi, "Wearable Monitoring Systems", Springer, 2011.

CO's-PO's & PSO's MAPPING

CO	PO1	PO2	PO3	PO4	PO5	PO6	PO7	PO8	PO9	PO10	PO11	PO12	PSO1	PSO2	PSO3
1	2	2	1	1	1	1	1	-	-	-	-	1	3	3	3
2	3	3	3	3	1	2	2	-	-	-	-	1	3	3	3
3	3	2	1	1	1	1	1	-	-	-	-	1	3	3	3
4	2	2	1	1	1	1	1	-	-	-	-	1	3	3	3
5	2	2	1	1	1	2	2	-	-	-	-	1	3	3	3
CO	2.4	2.2	1.4	1.4	1	1.4	1.4	-	-	-	-	1	3	3	3

1 - low, 2 - medium, 3 - high, '-' - no correlation

COURSE OBJECTIVES:

- To learn basics of underwater vehicle control system
- To know the basic sensors and transducers used in underwater vehicles
- To learn the types of communication systems
- To learn different types of underwater vehicles and their applications.
- To learn about subsea battery and power management system

UNIT I INTRODUCTION ON DATA ACQUISITION AND CONTROL SYSTEM 9

Introduction on PLC & various Input / Output modules, SCADA and HMI, Real time Controller, Signal conditioning circuits and associated components: Ethernet Modem, SMPS, Media converters, Ethernet switches, Fuses & Fuse holders, Power supply units, Power management system, Pressure Compensator, Pressure compensated batteries, Valve amplifiers, Actuators, Types of valves- proportional valves and solenoid valves, Types of relays- Solid State Relay and Electromagnetic relay, Pressure casing for underwater DACS,

UNIT II UNDERWATER SENSORS AND TRANSDUCERS 9**Navigation and Auxiliary sensors and Transducers**

Inertial Navigation System, FOG/RLG, GPS, DGPS, Gyroscope, Motion Reference Unit, Doppler Velocity Log, Acoustic Transponder, Beacon, Positioning System- LBL, SBL, SSBL, Underwater Encoder, Proximity switches, Conductivity sensor, Temperature sensor, Depth sensor, Accelerometer, Tilt sensor, LVDT, Vacuum sensor, Current meters.

Scientific Instruments

Acoustic Doppler Current Profiler, Echosounder, Hydrophones, SONAR- Forward looking SONAR, Bottom Looking SONAR, Altimeter, Swell and wave sensor, PH sensor, Turbidity sensor, Oxygen sensor, Water samplers, Nitrogen sensor, CTD

UNIT III TELEMETRY SYSTEM 9

Telemetry system for tethered vehicles, Fiber optic communication, Single mode fiber, Multimode fiber, Fiber optics in oceanographic applications, Basis of optical fiber transmission, Fiber losses and signal attenuation, Slip rings, Umbilical cables, Underwater cables and connectors, Field installable Termination Assembly

Acoustic communication: Acoustic wave propagation, Optical communication, Satellite communication- Iridium, Inmarsat, Argos for surface Tracking.

UNIT IV TYPES OF UNDERWATER VEHICLES 9

Type of vehicles, manned and unmanned vehicles, Tethered and untethered vehicles, Remotely Operable Vehicle (ROV), Autonomous Underwater vehicle (AUV), Gliders, Solar powered Gliders, Manned submersible, Submarines, Deep Sea Rescue vehicle (DSRV), Various Propulsion systems.

UNIT V CASE STUDY 9

Design of low power DAC system for portable instrument,
Design of power module for autonomous system,
Design consideration on wireless sensor network and its important,
MEMS systems used in underwater systems and its merits and demerits.

TOTAL: 45 PERIODS

COURSE OUTCOMES:

On successful completion of this course, the student will be able to

CO1: Design of DAC system for various underwater Applications

CO2: Knowledge about sensors used underwater and their working principle

CO3: Underwater communication system and their application

CO4: Knowledge about different types of underwater vehicles

CO5: Subsea battery and Battery Management System

BOOK REFERENCES

1. The Ocean engineering Handbook, Ferial El- Hawary
2. Guidance and control of Ocean Vehicles, Thor I Fossen
3. Instrumentation and metrology in Oceanography by Marc Le mann
4. Jane's Underwater technology,, Technology and applications of AUV by Gwyn Griffiths
5. Fundamentals of Marine Vehicle Control, Karl Von Ellenrieder
6. Instrumentation & control G J Roy
7. Handbook of ocean and underwater engineering, Myers, J J; Holm, C H; McAllister, R F
8. Underwater communication and Network, Yi Lou, Niaz Ahmed

CO's-PO's & PSO's MAPPING

CO	PO1	PO2	PO3	PO4	PO5	PO6	PO7	PO8	PO9	PO10	PO11	PO12	PSO1	PSO2	PSO3
1	3	3	3	2	2	3	-	-	-	-	-	3	2	3	2
2	3	2	3	2	2	2	-	-	-	-	-	3	3	2	2
3	3	3	3	2	3	2	-	-	-	-	-	3	2	3	2
4	3	3	3	2	2	2	-	-	-	-	-	2	3	2	2
5	3	3	2	2	2	2	-	-	-	-	-	3	2	2	2
CO	3	3	3	2	3	3	-	-	-	-	-	2	3	3	2

1 - low, 2 - medium, 3 - high, '-' - no correlation

CEC358 UNDERWATER IMAGING SYSTEMS AND IMAGE PROCESSING

L T P C
2 0 2 3

COURSE OBJECTIVES:

- To learn the fundamental components of optical imaging
- To understand the challenges involved in Underwater imaging
- To understand the fundamental of Ocean Acoustics
- To Understand the principle of image processing techniques
- To Learn the SONAR Systems and various applications

UNIT I FUNDAMENTAL COMPONENTS OF OPTICAL IMAGE PROCESSING SYSTEM6

Fundamentals and application of image processing, Human and Computer Vision, Introduction on Digital Camera:Focal length, Aperture, Shutter Speed, Spatial Resolution, Underwater lights and its importance, Halogen, LED, Colour Temperature, lumens, Beam angle. Image File format: JPEG, PNG, TIFF, BMP, GIF.

UNIT II OPTICAL IMAGE PROCESSING

6

Image Formation, Digitization, Sampling and Quantization, Geometric Transformation, Interpolation, Image Reconstruction, Spatial Filtering, Histogram, Binary Image, Color Fundamentals, Color transformations, Color Interpolation, Morphology, Image segmentation, Pattern Recognition. Challenges involved in underwater optical imaging

UNIT III FUNDAMENTALS OF UNDERWATER ACOUSTICS 6
Acoustic waves, Acoustic pressure, Velocity and density, Frequency and wavelength, Intensity and power, Logarithmic notation- Decibels, absolute references and levels, Source Level, Basics of propagation losses, Target Strength, Back scattering, Acoustic noise, Multiple paths, Doppler effect, Time characteristics of echoes, Active and passive sonar equations, Underwater electro acoustic transducers- projectors and hydrophones, General Structure of SONAR systems

UNIT IV SONAR SIGNAL PROCESSING 6
Spatial signals-Signals in space and time, Co-ordinate systems, Propagating waves, Wave number- frequency space, Finite continuous apertures, Spatial sampling, Directivity, Beamforming, Time and frequency domain beamforming, Array gain, Angular resolution, Transmitting signals- Narrowband Vs Chirp, Matched filtering, Range resolution, Time Varying Gain (TVG), Signal intensity to image conversion

UNIT V DIFFERENT TYPES OF SONAR SYSTEMS 6
Passive and active sonars, Single beam echo sounder, Multi beam echo sounder, Sub-bottom profiler, Sediment profiler, Side scan sonar, Synthetic aperture sonar, Forward looking sonar.

30 PERIODS

PRACTICALEXERCISES:

30 PERIODS

1. Generation of discrete time signals and finding its frequency components
2. Generation of Chirp signals and understanding its time-frequency characteristics
3. Delaying and summing of signals in time and frequency domain for narrow band signals
4. Delaying and summing of signals in time and frequency domain for wide band signals
5. Matched filtering

COURSE OUTCOMES:

On successful completion of this course, the student will be able to

CO1: Understand the techniques for underwater imaging

CO2: Understand the fundamentals of underwater acoustics and ambient noise

CO3: Exposer for array processing techniques for underwater imaging applications

CO4: Design of Filter and impedance matching circuits

CO5: Know about SONAR system and its applications

TOTAL:60 PERIODS

TEXT BOOKS

1. Bernd Jahne, "Digital Image processing, Sixth Edition, Springer,2005
2. Rafael C. Gonzalez, Richard E. Woods, Steven Eddins, "Digital Image Processing using MATLAB, Third Edition, Gatesmark Publishing,2020
3. P.K. Thiruvikraman,"A Course on Digital Image processing with MATLAB, First Edition, IOP Publishing,2020

REFERENCES

1. Tinku & Ajoy K. Ray,"Image Processing principles & Applications, First Edition, Wiley-Interscience,2005
2. Xavier Lurton,"An Introduction to Underwater Acoustics (Principles and applications), Second Edition, Springer,2010
3. Don H. Johnson and Dan E. Dudgeon,"Array Signal Processing: Concepts and Techniques, First Edition, Prentice Hall,1993
4. Harry L. Van Trees,"Optimum Array Processing, First Edition, Wiley-Interscience,2002

5. Richard O. Nielsen, "Sonar Signal Processing, First Edition, Artech House, 1991

6. A. D. Waite, "SONAR for Practicing Engineers, Third Edition, Wiley, 2002

CO's-PO's & PSO's MAPPING

CO	PO1	PO2	PO3	PO4	PO5	PO6	PO7	PO8	PO9	PO10	PO11	PO12	PSO1	PSO2	PSO3
1	3	3	3	2	2	2	-	-	-	-	-	3	2	3	2
2	3	3	3	2	2	1	-	-	-	-	-	2	2	3	2
3	3	3	2	2	2	2	-	-	-	-	-	2	2	2	1
4	3	3	3	2	2	1	-	-	-	-	-	2	2	2	1
5	3	3	3	3	2	2	-	-	-	-	-	1	2	2	1
CO	3	3	3	2	2	2	-	-	-	-	-	2	2	2	2

1 - low, 2 - medium, 3 - high, '-' - no correlation

CEC357

UNDERWATER COMMUNICATION

L T P C
2 0 2 3

COURSE OBJECTIVES:

- To learn about fiber optic communication for underwater application
- To learn underwater MI communication and sensor networking
- To understand underwater acoustic communication
- To understand the challenges in underwater communication
- To learn underwater cables and handling system for various application

UNIT I

UNDERWATER FIBRE OPTICS COMMUNICATION

6

Basics of Fibre Optics communication: Working Principle, Single Mode, Multi-Mode, Effect on Fibre bending, Standard FO Connectors, Cable Requirement for Underwater Application, Cable Characteristics, Basic design for Electro-Optical(E-O) Underwater Cable, Handling system for E-O cables, Optical slip ring and its application, An insight into Fibre Optic Telemetry.

UNIT II

UNDERWATER OPTICAL COMMUNICATION

6

Introduction, Classification of Underwater Wireless Optical Communication Links, Underwater Optical Communication (UWOC) System: Modulation, Coding, Light Source Technology, Common Lasers in UWOC, Signal Detectors and its merits and demerits, Alignment and Compensation, UWC Network, Absorption and Scattering Losses, UWOC Channel Modeling, UWOC Link Turbulence, Noise in the UWOC Channel. UWOC Networks.

UNIT III

UNDERWATER MI COMMUNICATION & SENSOR NETWORKS

6

Fundamental Principles of Magnetic Induction, Basic Element of Magnetism, Magnetic Induction, Lenz's Law, Mutual and Self Induction, Inductive and Capacitive Reactance of the coil, MI Communication System: MI Coil, Matching Network, Communication Block:
MI Wireless Sensor Networks: UW sensor network Application and Its Architecture, Localization, Medium Access protocols, Routing Protocols, Cross-layer Protocols, Recent trend on MI communication.

UNIT IV

BASIC PRINCIPLES OF UNDERWATER ACOUSTIC COMMUNICATION

6

Ocean Acoustic environment; Measuring sound levels and relevant units; Sound propagation in the ocean – sound velocity profiles in the deep water and shallow water Speed of underwater sound, Underwater Sound Transmission Loss, Acoustic Field Model: Ray Theory Model, Structure and Performance of UWAC System: Basic Structure of UWAC System, Performance Indicators of UWAC System, Characteristics of the UWA Channel.

UNIT V UNDERWATER ACOUSTIC NETWORK TECHNOLOGY**6**

Basics on Underwater Acoustic Modem and its construction, Bandwidth and its limitations, Characteristics of UWA Network, Topology of UWA Network, Network Protocol Architecture of UWA Network, UWAC Challenges and Research Trends, Comparison study on RF, Optical and Acoustic Communication in Underwater. Underwater telephone, Acoustic Positioning System, Underwater beacon.

30 PERIODS**PRACTICALEXERCISES:****30 PERIODS**

1. Conducting an experiment for testing of optical communication in water tank with clear and turbid water.
2. Measure the insertion loss of different FO connectors, bending loos using optical power meter.
3. Testing of MI communication and Sensor network
4. Testing of hydrophone and acoustic communication with different operating frequency and
5. Design a MI coil and testing it for Inductive communication

COURSE OUTCOMES:

On successful completion of this course, the student will be able to

CO1: To get an explore to different underwater communication system

CO2: Design of MI coil for

CO3: To know the important of underwater communication and its challenges

CO4: To understand the strength of Underwater acoustic communication

CO5: To understand the sensor network concepts and its application

TOTAL:60 PERIODS**TEXTBOOKS**

1. Yi Lou, NiAx Ahmed, Underwater Communications and Networks, First Edition, Springer,2021

REFERENCES

1. Ferial El-Hawary, The Ocean Engineering Hand book, First Edition, CRC Press, 2001
2. L.M. Brekhovskikh and Yu. P. Lysanov, Fundamentals of ocean acoustics, Third Edition, Springer,2003
3. Robert J Urick, Principles of underwater sound, Third Edition, Peninsula Publishing,2013
4. Rahul Sharma, Deep Sea Mining Handbook, First Edition, Springer,2017

CO's-PO's & PSO's MAPPING

CO	PO1	PO2	PO3	PO4	PO5	PO6	PO7	PO8	PO9	PO10	PO11	PO12	PSO1	PSO2	PSO3
1	3	2	2	3	1	3	2	-	-	-	-	1	3	3	3
2	3	2	2	3	1	3	2	-	-	-	-	1	3	3	3
3	3	3	3	3	2	3	2	-	-	-	-	1	3	3	3
4	3	2	3	1	3	3	2	-	-	-	-	1	3	3	3
5	2	2	2	3	3	3	2	-	-	-	-	1	3	3	3
CO	2	2	2	2	2	3	2	-	-	-	-	1	3	3	3

1 - low, 2 - medium, 3 - high, '-' - no correlation

COURSE OBJECTIVES:

- To learn the important variables of ocean
- To learn the sensors used for ocean observation and its interfaces
- To study about various platforms used for ocean observation
- To understand data telemetry system for real time observation of Ocean.
- To study about data handling and processing techniques.

UNIT I INTRODUCTION TO ESSENTIAL OCEAN VARIABLES**6**

Ocean – Dynamics of upper ocean, Air sea interaction, Waves, Currents, Tides, Salinity, Conductivity, Pressure, Temperature, Wind amplitude & Direction, Humidity, Ocean circulation, Sea states, Importance of Ocean observation: Coastal Zones-Cyclones-Tsunami.

UNIT II INSTRUMENTATION AND OBSERVATION SYSTEMS**6**

General measurement system, Principles, Measurement of Meteorological and Oceanographic Surface & Sub Surface Parameters, Remote measurements. Measurement Techniques, Sensors and instruments: Oceanic Parameters and their conversion to Electrical signals. Sensors for wave, Salinity, Temperature, Rainfall, Water current & Direction. Pressure sensors for Tide and Waves. Acoustic sensors for measurement of Current speed & Direction, Platform Speed Correction-GPS/DGPS.

UNIT III OCEAN OBSERVATION PLATFORMS**6**

Eulerian-Lagrangian - Ship Based Observations, Surface Drifters, Moored Data Buoys, Tsunami Buoys, Argo float, Gliders, Satellite Based Observations, Challenges Associated with Underwater Measurements, Fouling-Corrosion.

UNIT IV OCEAN DATA TELEMETRY**6**

Data telemetry, Wire telemetry, Modems, Wireless telemetry- Acoustic communications- Underwater Optic communication - Satellite Telemetry-LEO-GEO-MEO, GSM-GPRS, Inmarsat, INSAT, Iridium. ARGOS

UNIT V OCEAN DATA PROCESSING**6**

Data processing and storage: Raw and processed data. Storage systems and methods- Data presentation, charts, electronic and graphic presentation, Data exchange, data formats

30 PERIODS**PRACTICAL EXERCISES:****30 PERIODS**

1. Interface of Analog /Serial sensor with Data Acquisition System
2. Calculating co-efficients, Drift for sensors
3. Data plotting and presentation exercise
4. Experiment on rail fall sensor interface and data telemetry through IoT
5. Circuit design for RS232/RS485/RS422/TTL Interface and testing of half and full duplex communication and sensor network

COURSE OUTCOMES:

On successful completion of this course, the student will be able to

CO1: Get an Explore on Ocean Dynamics and parameters

CO2: Different sensor interface for marine applications

CO3: Identification of suitable platform for various measurement & applications

CO4: To Know about various telemetries for ocean data transfer

CO5: Apply data processing and plotting methods for ocean parameters

TOTAL:60 PERIODS

TEXT BOOKS

1. James Irish, and Albert Williams III. 2.693, —Principles of Oceanographic Instrument Systems – Sensors and Measurements (13.998), Springer, 2004.
2. Observing the Oceans in Real Time, —R. Venkatesan and Amit Tandon, Springer, 2017.

REFERENCES

1. Ocean Instrumentation, Electronics, and Energy, — S. R. Vijayalakshmi and S. Muruganand, Mercury Learning & Information, 2016.
2. Data analysis methods in Physical Oceanography, —Richard E. Thomson and William J. Emery, Elsevier Science,2014.

CO's-PO's & PSO's MAPPING

CO	PO1	PO2	PO3	PO4	PO5	PO6	PO7	PO8	PO9	PO10	PO11	PO12	PSO1	PSO2	PSO3
1	3	2	2	3	3	1	-	-	-	-	-	1	2	1	2
2	3	3	2	1	3	2	-	-	-	-	-	2	2	2	2
3	3	3	3	3	2	2	-	-	-	-	-	2	2	2	2
4	3	3	2	2	2	2	-	-	-	-	-	2	2	1	2
5	3	2	3	3	2	2	-	-	-	-	-	2	2	2	2
CO	3	3	2	2	2	2	-	-	-	-	-	2	2	2	2

1 - low, 2 - medium, 3 - high, '-' - no correlation

CEC360

UNDERWATER NAVIGATION SYSTEMS

L T P C
3 0 0 3

COURSE OBJECTIVES:

- To Understand the relationship between autonomy, sensing, navigation and control on an un-manned marine subsea vehicle.
- To understand about various types of navigational equipment & sensors
- To understand the basic communication methods and signal losses, attenuation.
- To understand the types of Acoustic transponders, Beacon and Responder

UNIT I BASICS OF UNDERWATER COMMUNICATION

9

Introduction to underwater acoustics, Understanding Thermoclines in Ocean Waters, subsea communication sensors, Instruments and applications, Sound propagation in the ocean – Sound Velocity Profiles (SVP) in the deep water and shallow water; Sound attenuation in the sea – absorption, scattering, transmission loss, reverberation, Snell's law, target strength; Laser communication and limitations.

UNIT II UNDERWATER NAVIGATION & ITS AIDING SENSOR AND DEVICES

9

Different types of navigational sensors, Accelerometers, Fiber Optic Gyroscopes (FOGs), Ring Laser Gyroscope (RLG) types and Working principles, and their applications, Doppler Velocity Log, Error sources in subsea navigation, Calibration overview for subsea navigation. Attitude Heading and Reference Systems (AHRS) & IMU

UNIT III ACOUSTIC POSITIONING SYSTEMS

9

Subsea navigation possible solutions, Vehicle positioning, Acoustic Positioning systems, Short Base

Line (SBL), Super Short Base Line (SSBL), Long Base line (LBL) Configurations and Positioning overview.

UNIT IV SUBSEA VEHICLE NAVIGATION

9

Subsea navigation, Uses of subsea navigation, challenges of subsea navigation. Basics of underwater navigation, Types of underwater Navigations, Aided navigational systems, Inertial Navigational systems. role of dead-reckoning navigation in subsea navigation, Kalman filters (XKF) and Invariant extended Kalman filters for navigation.

UNIT V CASE STUDY

9

- Tethered vehicle deployment guidelines and preparedness.
- AUV /ROV based search operation requirements and planning.
- Tethered crawling vehicle sensors, data acquisition and maneuvering.
- Acoustic positioning system transponder deployment and recovery
- Aided and unaided navigation system study.
- Understand the basic tools needed to effectively develop software for robotic platforms in a group environment, and resolve conflicts and adhere to group goals in the software cycle.

COURSE OUTCOMES:

On successful completion of this course, the student will be able

CO1: To know about the Underwater Navigation System

CO2: To know about the INS and its aiding sensor

CO3: To know about the challenges involved in underwater navigation

CO4: To study about how navigation system is integrated with manned and unmanned underwater vehicles

CO5: To know about underwater positioning system

TOTAL:45 PERIODS

TEXT BOOKS

1. Fundamentals of ocean acoustics by L.M.Brekhovskikh and Yu. P. Lysanov
2. An Underwater Vehicle Navigation System Using Acoustic and Inertial Sensors by Norvald Kjerstad
3. Underwater Acoustic Positioning Systems by P. H. Milne

REFERENCES BOOKS

1. Electronic and Acoustic Navigation systems for Maritime Studies by Norvald Kjerstad
2. Guidance & Control of Ocean Vehicles by TT Fossen
3. Dynamic Positioning of Offshore Vessels. By Morgan, M.

CO's-PO's & PSO's MAPPING

CO	PO1	PO2	PO3	PO4	PO5	PO6	PO7	PO8	PO9	PO10	PO11	PO12	PSO1	PSO2	PSO3
1	3	3	3	3	2	2	-	-	-	-	-	2	3	3	3
2	3	3	2	2	2	2	-	-	-	-	-	2	3	2	3
3	3	3	2	2	2	2	-	-	-	-	-	2	3	2	3
4	3	3	3	2	2	1	-	-	-	-	-	2	1	2	2
5	3	3	3	2	2	2	-	-	-	-	-	3	2	1	2
CO	3	3	3	2	2	2	-	-	-	-	-	2	3	2	2

1 - low, 2 - medium, 3 - high, '-' - no correlation

COURSE OBJECTIVES:

- To enable the student to understand the importance of ocean acoustics for marine applications.
- To understand the physics of sound propagation and the factors affecting sound signal in the ocean
- To study the types and characteristics of acoustic transducers and arrays
- To understand the sources of ambient noise present in the sea and impacts of sound on marine diversity
- To expose the student in the basics of underwater acoustic signal processing and image processing

UNIT I FUNDAMENTALS OF UNDERWATER ACOUSTICS 6

Ocean Acoustic environment; Measuring sound levels and relevant units; Sound propagation in the ocean – sound velocity profiles in the deep water and shallow water; Sound attenuation in the sea – absorption, scattering, transmission loss, reverberation, Snell's law, target strength; SONAR systems- active, passive SONAR equations and system parameters.

UNIT II UNDERWATER ACOUSTIC TRANSDUCERS AND DEVICES 6

Principles of transduction and SONAR transducer design; Electromechanical Analog circuits, coupling coefficient, efficiency, Directivity characteristics of receivers, frequency response characteristics of transducers, Transducer measurement techniques; Physical geometry of arrays - linear, planar, cylindrical, spherical, beam patterns, array gain.

UNIT III AMBIENT NOISE IN THE OCEAN 6

Sources of noise, Natural and Physical sounds - Seismic, Wind, Wave, Rain and Turbulence; Biological sounds - Dolphin, Whales, Fishes; Man made Noises- Shipping Machinery noises, Pile driving, Wind Mills; Variability of Ambient noises; Frequency Bands, Noise levels of all above; Impacts of Sound on Marine Animals.

UNIT IV PROCESSING OF UNDERWATER ACOUSTIC SIGNALS AND IMAGES 6

Representations of the signals – Fourier representations, Spatial filtering; Matched filters and Autocorrelations, Temporal resolution; Signal to Noise Ratio, Estimation of Auto Covariance, Cross Covariance; Power spectra of different Underwater Signals, Classification of signals; Concept and Types of beamforming techniques; Image segmentation, Filtering, Equalization and Restoration

UNIT V UNDERWATER ACOUSTIC INSTRUMENTS AND ITS APPLICATION 6

Principles of Sonar systems, Echosounder – single beam, multi beam; Side scan sonars – Imaging, Underwater acoustic camera; Sub bottom profilers –Sediment classification; Acoustic modem – Tsunami systems; Acoustic Positioning system- Transponders, USBL, SSBL systems, HiPAP; Underwater telephone; Underwater noise recorders; Underwater Beacons.

**30 PERIODS
30 PERIODS****PRACTICAL EXERCISES:**

1. Applying sonar equations in the design of ocean instruments
2. Auto correlation and Cross Correlation of underwater signals
3. Simulation of transmission loss in the ocean
4. Frequency Analysis of underwater ambient noise data
5. Comparison of sound velocity gradients for different ocean depths

6. Applying digital filters to underwater signal
7. Beamforming of vertical linear array data
8. Characterization of hydrophones for receiving and transmitting responses
9. Acoustic characterization of ship machinery noises
10. Acoustic characterization of whale / any marine animal sound
11. Underwater image enhancement - filtering
12. Underwater image enhancement – color enhancement

COURSE OUTCOMES:

On successful completion of this course, the student will be able to

- CO1:** Understand the basics of underwater sound and its propagation in ocean
CO2: To simulate / design any underwater SONAR systems for ocean application
CO3: To identify different kinds of noises present in the ocean and its impacts on the marine biodiversity
CO4: Ability to get exposure in analyzing and applying suitable techniques for underwater acoustic signals and images
CO5: To recognize different types of SONAR systems used practically

TOTAL:60 PERIODS

TEXTBOOKS

1. Robert J Urick,—Principles of underwater sound, Third Edition, Peninsula Publishing,2013
2. Herman Medwin and Clarence S. Clay, —Fundamental of acoustical oceanography, First Edition, Academic Press,1998.

REFERENCES

1. L.M. Brekhovskikh and Yu. P. Lysanov,—Fundamentals of ocean acoustics, Third Edition, Springer,2003
2. John G Proakis and Manolakis, —Digital Signal Processing Principles Algorithms and Applications, Fourth Edition, Pearson, 2006.
3. Rafael C. Gonzalez, Richard E. Woods, Steven Eddins, —Digital Image Processing using MATLAB, Third Edition, Gatesmark Publishing,2020.

CO's-PO's & PSO's MAPPING

CO	P O1	P O2	P O3	P O4	P O5	P O6	P O7	P O8	P O9	PO 10	PO 11	PO 12	PS O1	PSO 2	PSO3
1	3	3	3	2	2	2	-	-	-	-	-	2	3	3	3
2	3	3	3	2	2	1	-	-	-	-	-	2	2	2	2
3	3	3	3	2	2	2	-	-	-	-	-	2	1	2	2
4	3	3	3	2	3	2	-	-	-	-	-	2	2	3	3
5	3	3	3	3	3	2	-	-	-	-	-	2	2	2	2
CO	3	3	3	2	2	2	-	-	-	-	-	2	2	2	2

1 - low, 2 - medium, 3 - high, '-' - no correlation

CEC369

IOT PROCESSORS

L T P C
2 0 2 3

COURSE OBJECTIVES:

- Learn the architecture and features of ARM.
- Study the exception handling and interrupts in CORTEX M3
- Program the CORTEX M3
- Learn the architecture of STM 32L15XXX ARM CORTEX M3/M4 microcontroller.
- Understand the concepts of System – On – Chip(SoC)

UNIT I OVERVIEW OF ARM AND CORTEX-M3 6
ARM Architecture – Versions, Instruction Set Development, Thumb 2 and Instruction Set Architecture, Cortex M3 Basics: Registers, Stack Pointer, Link Register, Program Counter, Special Registers, Operation Mode, Exceptions and Interrupts, Vector Tables, Stack Memory Operations, Reset Sequence , CORTEX M3 Instruction Sets: Assembly Basics, Instruction List, Instruction Descriptions, CORTEX M3 – Implementation Overview: Pipeline, Block Diagram. Bus Interfaces, I – Code Bus, D – Code Bus, System Bus- External PPB and DAP Bus.

UNIT II CORTEX EXCEPTION HANDLING AND INTERRUPTS 6
Exception Types, Priority, Vector Tables, Interrupt Inputs and Pending behaviour, Fault Exceptions, Supervisor Call and Pendable Service Call, NVIC: Nested Vector Interrupt Controller, Overview, Basic Interrupts, SYSTICK Time, Interrupt Behaviourm Interrupt/Exception Sequences, Exception Exits, Nested Interrupts, Tail – Chaining Interrupts, Late Arrivals and Interrupt Latency.

UNIT III CORTEX M3/M4 PROGRAMMING 6
Cortex M3/M4 Programming: Overview, Typical Development Flow, Using C, CMSIS Using Assembly, Excepton Programming Using Interrupts, Exception/Interrupt Handlers, Software Interrupts, Vector Table Relocation, Memory Protection Unit and other CORTEX M3 Features, MPU Registers, Setting up the MPU, Power Management, Multiprocessor Configuration.

UNIT IV STM32L15XXX ARMCORTEX M3/M4 MICROCONTROLLER AND DEBUGGING TOOLS 6
STM32L15XXX ARM CORTEX M3/M4 Microcontroller: Memory and Bus Architecture, Power Control, Reset and Clock Control, STM32L15XXX Peripherals: GPIOs, System Configuration Controller, NVIC, ADC, Comparators, GP Timers, USART Development and Debugging Tools: Software and Hardware tools like Cross Assemblerm Compiler, Debugger, Simulator, In – Circuit Emulator(ICE), Logic Analyser.

UNIT V INTRODUCTION TO SYSTEM – ON – CHIP 6
System Architecture: An Overview, Components of the System Processors, Memories and Interconnects, Processor Architectures, Memory and Addressing, System Level Interconnection – An Approach for SOC Design – Chip basics – Cycle Time – Die Area – Power and Cost – Area, Power and Time Trade – Offs in Processor Design – Reliability and Configurability – SOC Design Approach – Application Studies – AES, 3D Graphics Processor. Image Compression and Video Compression.

30 PERIODS

PRACTICAL EXERCISES:

30 PERIODS

ARM Assembly Programming

1. Write a program to add two 32-bit numbers stored in r0 and r1 registers and write the result to r2. The result is stored to a memory location. a) Run the program with breakpoint and verify the result b) Run the program with stepping and verify the content of registers at each stage.
2. Write ARM assembly to perform the function of division. Registers r1 and r2 contain the dividend and divisor, r3 contains the quotient, and r5 contains the remainder.

Embedded C Programming on ARM Cortex M3/M4 Microcontroller

1. Write a program to turn on green LED (Port B.6) and Blue LED (Port B.7) on STM32L-Discovery by configuring GPIO.

2. Transmit a string "Programming with ARM Cortex" to PC by configuring the registers of USART2. Use polling method.

ARM Cortex M3/M4 Programming with CMSIS

1. Write a program to toggle the LEDs at the rate of 1 sec using standard peripheral library. Use Timer3 for Delay.
2. Transmit a string "Programming with ARM Cortex" to PC by using standard peripheral library with the help of USART3. Use polling method.

COURSE OUTCOMES:

On successful completion of this course, the student will be able to

CO1: Explain the architecture and features of ARM.

CO2: List the concepts of exception handling.

CO3: Write a program using ARM CORTEX M3/M4.

CO4: Learn the architecture of STM32L15XXX ARM CORTEX M3/M4.

CO5: Design an SoC for any application.

TOTAL:60 PERIODS

TEXTBOOKS

1. Joseph Yiu, The Definitive Guide to the ARM CORTEX M3/M4, Second Edition, Elsevier, 2010.(Unit – I, II)
2. Andrew N Sloss, Dominic Symes, Chris Wright, ARM System Developers Guide Designing and Optimising System Software, Elsevier, 2006 (Unit – III, IV)
3. Michael J Flynn and Wayne Luk, Computer System Design, System On Chip, Wiley India 2011.(Unit – V)

REFERENCES

Steve Furber, ARM System – on – Chip Architecture, 2nd Edition, Pearson, 2015.

CORTEX M Series ARM Reference Manual

CORTEX M3 Technical Reference Manual

STM32L152XX ARM CORTEX M3 Microcontroller Reference Manual 5/97

CO's-PO's & PSO's MAPPING

CO	PO1	PO2	PO3	PO4	PO5	PO6	PO7	PO8	PO9	PO10	PO11	PO12	PSO1	PSO2	PSO3
1	3	3	3	2	2	2	-	-	-	-	-	3	3	3	3
2	3	3	3	3	2	2	-	-	-	-	-	2	3	3	3
3	3	3	3	3	2	2	-	-	-	-	-	2	2	2	2
4	3	3	2	2	2	2	-	-	-	-	-	2	2	2	2
5	3	3	2	2	2	1	-	-	-	-	-	3	3	2	2
CO	3	3	2.6	2.4	2	1.8	-	-	-	-	-	2.4	2.6	2.4	2.4

1 - low, 2 - medium, 3 - high, '-' - no correlation

CEC368

IOT BASED SYSTEMS DESIGN

L T P C

3 0 0 3

COURSE OBJECTIVES:

- To understand the basics of IoT.
- To get knowledge about the various services provided by IoT.
- To familiarize themselves with various communication techniques and networking.
- To know the implementation of IoT with different tools.
- To understand the various applications in IoT.

UNIT I INTRODUCTION TO INTERNET OF THINGS 9
Rise of the machines – Evolution of IoT – Web 3.0 view of IoT – Definition and characteristics of IoT – IoT Enabling Technologies – IoT Architecture -- Fog, Edge and Cloud in IoT – Functional blocks of an IoT ecosystem – Sensors, Actuators, Smart Objects and Connecting Smart Objects - IoT levels and deployment templates – A panoramic view of IoT applications.

UNIT II MIDDLEWARE AND PROTOCOLS OF IOT 9
Middleware technologies for IoT system (IoT Ecosystem Overview – Horizontal Architecture Approach for IoT Systems – SOA based IoT Middleware) Middleware architecture of RFID,WSN,SCADA,M2M –Interoperability challenges of IoT-Protocols for RFID,WSN,SCADA,M2M- Zigbee, KNX,BACNet,MODBUS - Challenges Introduced by 5G in IoT Middleware(Technological Requirements of 5G Systems - Perspectives and a Middleware Approach Toward 5G (COMPaaS Middleware) – Resource management in IoT.

UNIT III COMMUNICATION AND NETWORKING 9
IoT Access Technologies: Physical and MAC layers, topology and Security of IEEE 802.15.4, 802.15.4g, 802.15.4e, 1901.2a, 802.11ah and LoRaWAN – Network Layer: IP versions, Constrained Nodes and Constrained Networks – Optimizing IP for IoT: From 6LoWPAN to 6Lo, Routing over Low Power and Lossy Networks – Application Transport Methods: Supervisory Control and Data Acquisition –Application Layer Protocols: CoAP and MQTT- Data aggregation & dissemination.

UNIT IV IOT IMPLEMENTATION TOOLS 9
Introduction to Python, Introduction to different IoTtools, Developing applications through IoT tools, Developing sensor based application through embedded system platform, Implementing IoT concepts with python, Implementation of IoT with Raspberry Pi.

UNIT V APPLICATIONS AND CASE STUDIES: 9
Home automations - Smart cities – Environment – Energy – Retail – Logistics – Agriculture – Industry - Health and life style – Case study.

TOTAL: 45 PERIODS

COURSE OUTCOMES:

Upon completion of this course, the students will be able to

CO1: Articulate the main concepts, key technologies, strength and limitations of IoT.

CO2: Identify the architecture, infrastructure models of IoT.

CO3: Analyze the networking and how the sensors are communicated in IoT .

CO4: Analyze and design different models for IoT implementation.

CO5: Identify and design the new models for market strategic interaction.

TEXT BOOKS:

1. Honbo Zhou, "Internet of Things in the cloud:A middleware perspective", CRC press, 2012.
2. Vijay Madiseti and Arshdeep Bahga, "Internet of Things (A Hands-onApproach)", VPT, 1st Edition, 2014.

REFERENCES:

1. Pethuru Raj and Anupama C. Raman, "The Internet of Things: Enabling Technologies, Platforms, and Use Cases", CRC Press, 2017.
2. Constandinos X. Mavromoustakis, George Mastorakis, Jordi MongayBatalla, "Internet of Things (IoT) in 5G Mobile Technologies" Springer International Publishing Switzerland 2016.

3. Dieter Uckelmann, Mark Harrison, Florian Michahelles, “Architecting the Internet of Things” Springer-Verlag Berlin Heidelberg, 2011.

CO's-PO's & PSO's MAPPING

CO	PO1	PO2	PO3	PO4	PO5	PO6	PO7	PO8	PO9	PO10	PO11	PO12	PSO1	PSO2	PSO3
1	3	3	2	2	1	3	-	-	-	-	2	3	3	3	3
2	3	3	2	2	1	-	-	-	-	-	1	2	3	3	3
3	3	3	3	2	1	2	-	-	-	-	3	2	3	2	3
4	3	3	2	2	3	-	-	-	-	-	-	1	3	3	2
5	3	2	3	3	2	1	-	-	-	-	2	1	3	2	2
CO	3	2.8	2.4	2.2	1.6	2	-	-	-	-	2	1.8	3	2.6	2.6

1 - low, 2 - medium, 3 - high, '-' - no correlation

CEC365

WIRELESS SENSOR NETWORK DESIGN

L T P C
3 0 0 3

COURSE OBJECTIVES :

- To understand the fundamentals of wireless sensor network
- To gain knowledge on the MAC and Routing Protocols of WSN
- To get exposed to 6LOWPAN technology
- To acquire knowledge on the protocols required for developing real time applications using WSN and 6LOWPAN.
- To gain knowledge about operating system related to WSN and 6LOWPAN

UNIT I

INTRODUCTION

9

Principle of Wireless Sensor Network -Introduction to wireless sensor networks- Challenges, Comparison with ad hoc network, Node architecture and Network architecture, design principles, Service interfaces, Gateway, Short range radio communication standards-IEEE 802.15.4, Zigbee and Bluetooth. Physical layer and transceiver design considerations.

UNIT II

MAC AND ROUTING PROTOCOLS

9

MAC protocols – fundamentals, low duty cycle protocols and wakeup concepts, contention and Schedule-based protocols - SMAC, BMAC, TRAMA, Routing protocols – Requirements, Classification -SPIN, Directed Diffusion, COUGAR, ACQUIRE, LEACH, PEGASIS.

UNIT III

6LOWPAN

9

6LoWPAN Architecture - protocol stack, Adaptation Layer, Link layers – Addressing, Routing - Mesh-Under - Route-Over, Header Compression - Stateless header compression - Context- based header compression, Fragmentation and Reassembly , Mobility – types, Mobile IPv6, Proxy Home Agent, Proxy MIPv6, NEMO –Routing – MANET, ROLL, Border routing.

UNIT IV

APPLICATION

9

Design Issues, Protocol Paradigms -End-to-end, Real-time streaming and sessions, Publish/subscribe, Web service paradigms, Common Protocols -Web service protocols, MQ telemetry transport for sensor networks (MQTT-S), ZigBee compact application protocol (CAP), Service discovery, Simple network management protocol (SNMP), Real-time transport and sessions, Industry- Specific protocols.

UNIT V**TOOLS****9**

TinyOS – Introduction, NesC, Interfaces, modules, configuration, Programming in TinyOS using NesC, TOSSIM, Contiki – Structure, Communication Stack, Simulation environment – Cooja simulator, Programming

TOTAL: 45 PERIODS**COURSE OUTCOMES:****CO1:** To be able to design solutions for WSNs applications**CO2:** To be able to develop efficient MAC and Routing Protocols**CO3:** To be able to design solutions for 6LOWPAN applications**CO4:** To be able to develop efficient layered protocols in 6LOWPAN**CO5:** To be able to use Tiny OS and Contiki OS in WSNs and 6LOWPAN applications**REFERENCES:**

1. Holger Karl , Andreas willig, “Protocol and Architecture for Wireless Sensor Networks”, John Wiley Publication, 2006.
2. Anna Forster, “Introduction to Wireless Sensor Networks”, Wiley, 2017.
3. Zach Shelby Sensinode and Carsten Bormann, “ 6LoWPAN: The Wireless Embedded Internet” John Wiley and Sons, Ltd, Publication, 2009.
4. Philip Levis, “TinyOS Programming”, 2006 –www.tinyos.net.
5. The Contiki Operating System.<http://www.sics.se/contiki>.

CO’s-PO’s & PSO’s MAPPING

CO	PO1	PO2	PO3	PO4	PO5	PO6	PO7	PO8	PO9	PO10	PO11	PO12	PSO1	PSO2	PSO3
1	3	3	2	2	2	1	-	-	-	-	2	2	3	1	1
2	3	3	2	2	2	1	-	-	-	-	-	2	3	2	2
3	3	3	3	2	2	1	-	-	-	-	-	3	3	2	2
4	3	3	3	3	2	2	-	-	-	-	-	2	2	1	2
5	2	-	1	1	3	2	-	-	-	-	-	2	2	2	1
CO	2.8	3	2.2	2	2.2	1.4	-	-	-	-	2	2.2	2.6	1.6	1.6

1 - low, 2 - medium, 3 - high, '-' - no correlation

CEC367**INDUSTRIAL IOT AND INDUSTRY 4.0****L T P C****2 0 2 3****COURSE OBJECTIVES:**

- IoT Nodes & Sensors
- IoT Gateways
- IoT Cloud Systems
- IoT Cloud Dashboards
- Challenges in IoT system Design – Hardware & Software

UNIT I**UNDERSTANDING IOT CONCEPT AND DEVELOPMENT PLATFORM****6**

IOT Definition, Importance of IoT, Applications of IOT, IoT architecture, Understanding working of Sensors, Actuators, Sensor calibration, Study of Different sensors and their characteristics

UNIT II ANALYZING & DECODING OF COMMUNICATION PROTOCOL USED IN IOT DEVELOPMENT PLATFORM 6

UART Communication Protocol, I2C Protocol device interfacing and decoding of signal, SPI Protocol device interfacing and decoding of signal, WIFI and Router interfacing, Ethernet Configuration, Bluetooth study and analysis of data flow, Zigbee Interfacing and study of signal flow

UNIT III IOT PHYSICAL DEVICES AND ENDPOINTS AND CONTROLLING HARDWARE AND SENSORS 6

IoT Physical Devices and Endpoints- Introduction to Arduino and Raspberry Pi- Installation, Interfaces (serial, SPI, I2C), Programming – Python program with Raspberry PI with focus on interfacing external gadgets, controlling output, reading input from pins.

Controlling Hardware- Connecting LED, Buzzer, Switching High Power devices with transistors, Controlling AC Power devices with Relays, Controlling servo motor, speed control of DC Motor, unipolar and bipolar Stepper motors;

Sensors- Light sensor, temperature sensor with thermistor, voltage sensor, ADC and DAC, Temperature and Humidity Sensor DHT11, Motion Detection Sensors, Wireless Bluetooth Sensors, Level Sensors, USB Sensors, Embedded Sensors, Distance Measurement with ultrasound sensor.

UNIT IV CLOUD SERVICES USED IN IOT DEVELOPMENT PLATFORM 6

Configuration of the cloud platform, Sending data from the IOT nodes to the gateways using different communication options; Transferring data from gateway to the cloud; Exploring the web services like mail, Messaging (SMS) and Twitter etc.; Tracking of cloud data as per the requirement; Google Cloud service architect; AWS cloud Services architect; Microsoft Azure cloud services Architect; OEN source Cloud Services; Initial State IoT Dashboard & Cloud Services

UNIT V CHALLENGES IN IOT SYSTEM DESIGN – HARDWARE & SOFTWARE 6

Antenna design and placement, Chip-package system development, Power electronics, electromagnetic interference/compatibility (EMI/EMC), Electronics reliability; Battery simulation.

**30 PERIODS
30 PERIODS**

PRACTICAL EXERCISES:

Study and Program different Sensors for IoT applications

- LDR sensor, IR sensor, Temperature Sensor, Ultrasound Sensor, Gas sensor
- Write a program using IR sensor for working morning alarm and night lamp
- Write a program using Temperature sensor for detecting heat / fire
- Write a program using Gas sensor for detecting LPG gas leak
- Write a program using Ultrasound sensor for range detection
- Write a program using sensors for carparking assist
- Write a program using sensors for water level indicator and overflow detection

2. Designing and debugging complex mixed signal devices (analog, digital, and RF)

- Write a program to interface Bluetooth and implement DC Motor.
- Write a program to control LEDs using Alexa Echo Dot.
- Write a program to control Buzzer using Alexa Echo Dot.
- Write a program to control DC motor using Google Assistance.
- Write a program to control Stepper motor using Google Assistance
- Studying and decoding Computer Bus (RS-232, UART).
- Studying Bluetooth analysis and measurement of Signals
- studying WLAN analysis of 802.11a/b/g/j/p, 802.11n, 802.11ac Signals

3. Understanding battery requirements

- Determining ultra-low deep sleep current of Node
- Measuring Transmit and Receive current signals of Node
- Capturing short transients and fast transients signals of node
- Recording Device(node) operations over extended states.
- Create stable low noise voltage supply for every state of your IOT devices, from sleep to transmit .
- Record and Generate Battery sources with the battery simulation options

4. Understanding Modulation techniques –

- Understanding of ASK, FSK Modulation and measurements
- Capturing the live ASK Signal and decoding it.
- Understanding the BPSK, QPSK & QAM Modulation Techniques and analysis.
- Understanding the APSK & APCO modulation & analysis.

List of equipment for a batch of 30 students (3 in a bench):

- Real time Spectrum Analyser upto atleast 6.2GHz and 40MHz bandwidth – Qty #1
- DC Power supply - 120W with Battery simulation – Qty #1
- Graphical Digital Multimeter with built-in digitizer and datalogging for 20 channels – Qty #1
- 200MHz 6 channel scope with Serial trigger & decode capability for I2C, SPI, RS-232/422/485/UART buses, and built-in 50MHz AFG and 8 digital channel analysis – Qty #1
- AI Node with pre-configured SSD, USB Camera, USB Hub, USB Mouse, and USB Keyboard. – Qty 1no
- Sensor IOT Application Board with built-in 7 sensors (LDR #2, IR #2, Temperature #1, Ultrasound #1 and LPG Gas sensors #1); Embedded uC mother board, LCD display, Buzzer, Power supply (12V,1A) with adaptor and PCB Base plate; - Qty 5 nos
- All in One General Purpose Board
- IOT Gateway – Qty 1no
- Bluetooth Module– Qty 1no
- Router – Qty 1no
- Portable Sensor Kit – Qty 1no
- IOT sensor kit – Qty 1no
- RFID Module – Qty 1no
- Finger Print Module – Qty 1no
- Stepper Motor – Qty 1no
- DC Motor – Qty 1no
- Amazon Echo device – Qty 2nos

COURSE OUTCOMES:

Upon completion of this course, the students will be able to

CO1: Understand the building blocks of IoT technology and explore the vast spectrum of IoT applications

CO2: Use processors & peripherals to design & build IoT hardware

CO3: Assess, select and customize technologies for IoT applications

CO4: Connect numerous IOT applications with the physical world of humans and real life problem solving.

CO5: Design and implement IOT applications that manage big data

TOTAL:60 PERIODS

TEXT BOOKS

1. Internet of Things - A Hands-on Approach, Arshdeep Bahga and Vijay Madiseti, Universities Press, 2015, ISBN: 9788173719547
2. Getting Started with Raspberry Pi, Matt Richardson & Shawn Wallace, O'Reilly (SPD), 2014, ISBN: 9789350239759

REFERENCES

1. Raspberry Pi Cookbook, Software and Hardware Problems and solutions, Simon Monk, O'Reilly (SPD), 2016, ISBN 7989352133895
2. N. Ida, Sensors, Actuators and Their Interfaces, SciTech Publishers, 2014.
3. Peter Waher, 'Learning Internet of Things', Packt Publishing, 2015 3. Editors Ovidiu Vermesan

CO's-PO's & PSO's MAPPING

CO	PO1	PO2	PO3	PO 4	PO 5	PO 6	PO 7	PO 8	PO 9	PO1 0	PO1 1	PO1 2	PSO 1	PSO 2	PSO 3
1	3	2	2	2	1	2	-	-	-	-	-	2	3	2	2
2	3	2	2	2	1	2	-	-	-	-	-	2	3	3	2
3	3	2	2	2	2	2	-	-	-	-	-	2	3	3	2
4	3	2	3	2	3	2	-	-	-	-	-	2	3	3	2
5	3	3	3	3	3	3	-	-	-	-	-	1	3	2	3
CO	3	2.25	2.4	2.2	2	2.2	-	-	-	-	-	1.8	3	2.6	2.2

1 - low, 2 - medium, 3 - high, '-' - no correlation

CEC340

MEMS DESIGN

L T P C
2 0 2 3

COURSE OBJECTIVES:

- To understand the basic electrical and mechanical concepts of MEMS design
- To understand the design aspects of electrostatic sensors and actuators
- To understand the design aspects of thermal sensors and actuators
- To understand the design aspects of piezoelectric sensors and actuators
- To understand the design aspects of magnetic sensors and actuators

UNIT I

ESSENTIAL ELECTRIC AND MECHANICAL CONCEPTS

6

Conductivity of semiconductors, Crystal planes and orientations, stress and strain, flexural beam bending analysis under simple loading conditions, Dynamic system, resonant frequency and quality factor

UNIT II

ELECTRO STATIC SENSING AND ACTUATION

6

Parallel plate capacitor, Applications of parallel plate capacitors- inertial sensor, pressure sensor, flow sensor, tactile sensor, parallel plate actuators, interdigitated finger capacitors, applications of comb drive devices.

UNIT III

THERMAL SENSING AND ACTUATION

6

Fundamentals of thermal transfer, Sensors and actuators based on thermal expansion, Thermal couples, Thermal resistors, Applications- Infrared sensors, flow sensors, Inertial sensors, other sensors

UNIT IV PIEZOELECTRIC SENSING AND ACTUATION**6**

Mathematical description of piezoelectric effects, Cantilever piezoelectric actuator model, properties of piezoelectric materials –Quartz, PZT,PVDF, ZnO , Applications – Acoustic sensors, Tactile sensors

UNIT V MAGNETIC SENSING AND ACTUATION**6**

Concepts and principles- magnetization and nomenclatures, principles of micromagnetic actuators, fabrication of micro magnetic components- deposition, design and fabrication of magnetic coil, MEMS magnetic actuators

**30 PERIODS
30 PERIODS****PRACTICAL EXERCISES:**

1. Design and simulation of piezoelectric cantilever
2. Design and simulation of thermo couples
3. Design and simulation of comb drive actuators

COURSE OUTCOMES:

Upon completion of this course, the students will be able to

CO1: Understand the basics of MEMS design aspects.

CO2: Apply the knowledge in the development of electro static sensors and actuators.

CO3: Apply the knowledge in the development of thermal sensors and actuators.

CO4: Apply the knowledge in the development of piezoelectric sensors and actuators.

CO5: Apply the knowledge in the development of magnetic sensors and actuators.

TOTAL:60PERIODS**TEXTBOOKS**

- 1.Chang Liu, “Foundations of MEMS”, Pearson education India limited, 2006

REFERENCES

1. Murty B.S, Shankar P, Raj B, Rath, B.B, Murday J, Textbook of Nanoscience and Nanotechnology, Springer publishing, 2013.
2. Sergey Edward Lyshevski, “MEMS and NEMS: Systems, Devices, and Structures”, CRC Press, 2002
3. Tai Ran Hsu, MEMS and Microsystems Design and Manufacture, Tata Mcgraw Hill, 2002
4. Vinod Kumar Khanna Nanosensors: Physical, Chemical, and Biological, CRC press,2012.

CO's-PO's & PSO's MAPPING

CO	PO1	PO2	PO3	PO4	PO5	PO6	PO7	PO8	PO9	PO10	PO11	PO12	PSO1	PSO2	PSO3
1	3	3	2	2	2	2	-	-	-	-	-	1	3	2	2
2	3	3	3	2	2	2	-	-	-	-	-	2	3	2	2
3	3	3	3	2	2	2	-	-	-	-	-	2	3	2	2
4	3	3	3	2	2	2	-	-	-	-	-	2	3	2	2
5	3	3	3	2	2	2	-	-	-	-	-	2	3	2	2
CO	3	3	2.8	2	2	2	-	-	-	-	-	1.8	3	2	2

1 - low, 2 - medium, 3 - high, '-' - no correlation

COURSE OBJECTIVES:

- To understand the concepts of nano electronics and quantum electronics
- To understand the concepts of nano electronic devices, transistors, tunneling devices and superconducting devices
- To understand the basics of nanotube devices

UNIT I INTRODUCTION TO NANO ELECTRONICS 6

Scaling to nano - Light as a wave and particle- Electrons as waves and particles- origin of quantum mechanics - General postulates of quantum mechanics - Time independent Schrodinger wave equation- Electron confinement - Quantum dots, wires and well-Spin and angular momentum

UNIT II QUANTUM ELECTRONICS 6

Quantum electronic devices - Short channel MOS transistor - Split gate transistor - Electron wave transistor - Electron wave transistor - Electron spin transistor - Quantum cellular automata - Quantum dot array, Quantum memory.

UNIT III NANO ELECTRONIC TRANSISTORS 6

Coulomb blockade - Coulomb blockade in Nano capacitors - Coulomb blockade in tunnel junctions - Single electron transistors, Semiconductor nanowire FETs and SETs, Molecular SETs and molecular electronics - Memory cell.

UNIT IV NANO ELECTRONIC TUNNELING AND SUPER CONDUCTING DEVICES 6

Tunnel effect -Tunneling element -Tunneling diode - Resonant tunneling diode - Three terminal resonant tunneling devices- Superconducting switching devices- Cryotron- Josephson tunneling device.

UNIT V NANOTUBES AND NANOSTRUCTURE DEVICES 6

Carbon Nanotube - Fullerenes - Types of nanotubes – Formation of nanotubes –Assemblies – Purification of carbon nanotubes – Electronic properties – Synthesis of carbon nanotubes – Carbon nanotube interconnects – Carbon nanotube FETs and SETs –Nanotube for memory applications- Nano structures and nano structured devices.

PRACTICAL EXERCISES:**30 PERIODS
30 PERIODS**

T-CAD/ Any other relevant software based Simulations

1. Field Effect Transistors
2. Single Electron Transistors
3. Tunneling devices

COURSE OUTCOMES:

Upon completion of this course, the students will be able to

CO1: Understand the basics of nano electronics including quantum wires, dots and wells

CO2: Use the mechanism behind quantum electronic devices

CO3 : Analyze the key performance aspects of tunneling and superconducting nano electronic devices

CO4: Apply the knowledge in the development of nanotubes and nanostructure devices

TOTAL:60 PERIODS

TEXTBOOKS

1. Hanson, Fundamentals of Nanoelectronics, Pearson education, 2009.

REFERENCES

1. Jan Dienstuhl, Karl Goser, and Peter Glösekötter, Nanoelectronics and Nanosystems: From Transistors to Molecular and Quantum Devices, Springer-Verlag, 2004.
2. Mircea Dragoman and Daniela Dragoman, Nanoelectronics: Principles and Devices, Artech House, 2009.
3. Robert Puers, Livio Baldi, Marcel Van de Voorde and Sebastiaan E. Van Nooten, Nanoelectronics: Materials, Devices, Applications, Wiley, 2017.
4. Brajesh Kumar Kaushik, Nanoelectronics: Devices, Circuits and Systems, Elsevier science, 2018

CO's-PO's & PSO's MAPPING

CO	PO 1	PO 2	PO 3	PO 4	PO 5	PO 6	PO 7	PO 8	PO 9	PO1 0	PO1 1	PO1 2	PSO 1	PSO 2	PSO 3
1	3	3	2	2	2	1	-	-	-	-	-	2	2	1	1
2	3	3	3	2	2	2	-	-	-	-	-	2	3	1	1
3	3	3	3	2	2	2	-	-	-	-	-	2	3	1	1
4	3	3	2	2	2	2	-	-	-	-	-	2	3	1	1
5	3	3	3	3	3	3	-	-	-	-	-	2	3	1	2
CO	3	3	2.6	2.2	2.2	2	-	-	-	-	-	2	2.8	1	1.2

1 - low, 2 - medium, 3 - high, '-' - no correlation

CEC347

RADAR TECHNOLOGIES

L T P C
3 0 0 3

COURSE OBJECTIVES:

The student should be made to:

- Understand the basics of Radar and Radar equation
- Understand the types of Radar
- understand tracking Radar
- Understand the various signal processing in Radar
- Understand the Subsystems in Radar

UNIT I INTRODUCTION TO RADAR EQUATION

9

The Origins of Radar ,Radar principles, Basic Block Diagram, Radar classifications based on Frequencies, Wave form and application,Radar Fundamentals: Detection, Range, velocity, The simple form of the Radar Equation, Pulsed Radar equation, Detection of Signals in Noise- Receiver Noise, Signal-to-Noise Ratio, Probabilities of Detection and False Alarm, Integration of Radar Pulses, Radar Cross Section of Targets,Transmitter Power,Pulse Repetition Frequency,Antenna Parameters, System losses.

UNIT II CW, MTI AND PULSE DOPPLER RADAR

9

CW and Frequency Modulated Radar, Doppler and MTI Radar- Delay Line Cancellers, Staggered Pulse Repetition Frequencies, Doppler Filter Banks, Digital MTI Processing, Moving Target

Detector, Limitations to MTI Performance, MTI from a Moving Platform (AMIT), Pulse Doppler Radar.

UNIT III TRACKING RADAR 9

Tracking with Radar, Monopulse Tracking, Conical Scan, Sequential Lobing, Limitations to Tracking Accuracy, Low-Angle Tracking - Comparison of Trackers, Track while Scan (TWS) Radar- Target prediction, state estimation, Measurement models, alpha – beta tracker, Kalman Filtering, Extended Kalman filtering.

UNIT IV RADAR SIGNAL PROCESSING 9

Radar Signal Processing Fundamentals, Detection strategies, Optimal detection, Threshold detection, Constant False alarm rate detectors, Adaptive CFAR, pulse compression waveforms, compression gain, LFM waveforms matched filtering, radar ambiguity functions, radar resolution, Detection of radar signals in Noise and clutter, detection of non fluctuating target in noise, Doppler spectrum of fluctuating targets, Range Doppler spectrum of stationary and moving radar.

UNIT V RADAR TRANSMITTERS AND RECEIVERS 9

Radar Transmitter, Linear Beam Power Tubes, Solid State RF Power Sources, Magnetron, Crossed Field Amplifiers, Other RF Power Sources. The Radar Receiver, Receiver noise power, Super heterodyne Receiver, Duplexers and Receiver Protectors- Radar Displays. Radar Antenna - Reflector Antennas - Electronically Steered Phased Array Antennas – Phase Shifters

TOTAL:45 PERIODS

COURSE OUTCOMES:

At the end of the course, the student will be able to:

- CO1:** Identify the Radar parameters
- CO2:** Differentiate various radar types
- CO3:** Evaluate different tracking and filtering schemes
- CO4:** Apply signal processing in target detection
- CO5:** Design Radar transmitter and receiver blocks

TEXT BOOKS

1. Habibur Rahman, Fundamental Principles of Radar, CRC press, Taylor and Francis, 2019.
2. M. R. Richards, J. A. Scheer, W. A. Holm, Editors “Principles of Modern Radar, Basic Principles”, SciTech Publishing, 2012

REFERENCES

1. 1.Nathansan, “Radar design principles-Signal processing and environment”, PHI, 2nd Edition,2007.
2. 2.M.I.Skolnik, “Introduction to Radar Systems”, Tata McGraw Hill 2006.
3. Mark A. Richards, “Fundamentals of Radar Signal Processing”, McGraw-Hill, 2005.

CO’s-PO’s & PSO’s MAPPING

CO	PO1	PO2	PO3	PO4	PO5	PO6	PO7	PO8	PO9	PO10	PO11	PO12	PSO1	PSO2	PSO3
CO1	3	3	3	3	2	2	-	-	-	-	2	2	3	3	2
CO2	3	3	3	3	2	2	-	-	-	-	2	2	2	2	2
CO3	3	3	3	3	2	2	-	-	-	-	2	2	1	2	3
CO4	3	3	3	2	3	2	-	-	-	-	1	2	2	1	2
CO5	3	2	2	2	3	2	-	-	-	-	1	2	2	2	1
CO	3	3	3	3	2	2	-	-	-	-	2	2	2	2	2

1 - low, 2 - medium, 3 - high, '-' - no correlation

COURSE OBJECTIVES:

- To impart knowledge on the needs for avionics for both Civil and military aircraft.
- To impart knowledge on avionics architecture and Avionics data bus.
- To impart knowledge understand the various cockpit displays and human interfaces.
- To impart knowledge on the concepts of flight control systems, FMS and their importance
- To impart knowledge on different navigation aids and need for certification

UNIT I INTRODUCTION TO AVIONICS 9

Basics of Avionics-Basics of Cockpits – Need for Avionics in civil and military aircraft and space systems – Integrated Avionics Architecture –Military and Civil system – Typical avionics System and Sub systems – Design and Technologies – Requirements and Importance of illities of Avionic Systems.

UNIT II DIGITAL AVIONICS BUS ARCHITECTURE 9

Evolution of Avionics architecture– Avionics Data buses MIL-STD-1553, MIL-STD-1773, ARINC-429, ARINC-629, AFDX/ARINC-664, ARINC-818 – Aircraft system Interface

UNIT III COCKPIT DISPLAYS AND MAN-MACHINE INTERACTION 9

Trends in display technology- CRT, LED, LCD, EL and plasma panel - Touch screen - Direct voice input (DVI) –Civil cockpit and military cockpit: MFD, MFK, HUD, HDD, HMD, HOTAS – Glass cockpit.

UNIT IV FLIGHT CONTROL SYSTEMS 9

Introduction to Flight control systems and FMS– Longitudinal control – Lateral Control –Autopilot – Flight planning – Radar Electronic Warfare - Certification-Military and civil aircrafts.

UNIT V NAVIGATION SYSTEMS 9

Overview of navigation systems - Communication Systems – Radio navigation – Types & Principles – Fundamentals of Inertial Sensors – INS – GNSS -- GPS – Approach and Landing Aids – ILS & MLS – Hybrid Navigation

COURSE OUTCOMES: TOTAL: 45 PERIODS

Upon completion of the course, students will be able to:

CO1: Explain the different of Avionics Systems and its need for civil and military aircrafts considering the reliability and safety aspects

CO2: Select a suitable architecture and data bus based on the requirements

CO3: Compare the different display technologies used in cockpit

CO4: Explain the principles of flight control systems and the importance of FMS

CO5: Explain the communication and navigation techniques used in aircrafts

TEXT BOOK:

1. R.P.G. Collinson, "Introduction to Avionics", Springer Publications, Third Edition, 2011.

REFERENCES:

1. Cary R .Spitzer, "The Avionics Handbook", CRC Press, 2000.
2. Middleton, D.H. "Avionics Systems", Longman Scientific and Technical, Longman Group UK Ltd., England, 1989.

3. Spitzer, C.R. "Digital Avionics Systems", Prentice Hall, Englewood Cliffs, N.J., U.S.A., 1987.
4. Myron Kayton , Walter R. Fried "Avionics Navigation Systems" 2nd Edition, Wiley Publication, 2008.
5. Jim Curren, "Trend in Advanced Avionics", IOWA State University, 1992.

CO's-PO's & PSO's MAPPING

CO	PO1	PO2	PO3	PO4	PO5	PO6	PO7	PO8	PO9	PO10	PO11	PO12	PSO1	PSO2	PSO3
1	3	3	3	3	3	2	-	-	-	-	-	3	3	3	2
2	3	3	3	2	2	2	-	-	-	-	-	3	3	2	2
3	3	3	3	3	1	2	-	-	-	-	-	3	2	3	2
4	2	3	3	2	2	1	-	-	-	-	-	2	2	1	2
5	3	3	2	2	2	1	-	-	-	-	-	2	2	2	2
CO	3	3	3	2	2	2	-	-	-	-	-	2	2	2	2

1 - low, 2 - medium, 3 - high, '-' - no correlation

CEC346

POSITIONING AND NAVIGATION SYSTEMS

L T P C

3 0 0 3

COURSE OBJECTIVES

- To explain the fundamentals of navigation systems.
- To understand the inertial navigation systems
- To acquire knowledge on radio navigation.
- To have an overview of global positioning systems
- To learn the hybrid navigation systems.

UNIT I

NAVIGATION CONCEPTS

9

Fundamentals of navigation systems and Position Fixing – Categories of navigation - Geometric concepts of Navigation – The Earth in inertial space - Different Coordinate Systems – Coordinate Transformation - Euler angle formulations - Direction cosine matrices formulation - Quaternion formulation.

UNIT II

INERTIAL NAVIGATION SYSTEMS

9

Inertial sensors - Gyroscopes -Types - Mechanical - Electromechanical-Optical Gyro -Ring Laser gyro- Fiber optic gyro- Accelerometers – Pendulous type – Force Balance type – MEMs - Basic Principles of Inertial Navigation – Types - Platform and Strap down - Mechanization INS system - Rate Corrections - Acceleration errors – Schuler Tuning.

UNIT III

RADIO NAVIGATION & AIR TRAFFIC MANAGEMENT

9

Different types of radio navigation- ADF, VOR, DME, TACAN,VORTAC - Doppler – Hyperbolic Navigations – Air Traffic Management – RADAR Surveillance - Airborne Collision Avoidance Systems

UNIT IV

GLOBAL POSITIONING SYSTEM

9

Overview of GPS: Basic concept, system architecture, , GPS Signals Signal structure, anti-spoofing (AS), selective availability, GPS for position and velocity determination, GPS aided Geo-augmented navigation (GAGAN) architecture -GPS error sources-clock error, ionospheric error, tropospheric error, multipath, ionospheric error estimation using dual frequency GPS receiver

COURSE OBJECTIVES:

The student should be made to:

- Understand the basics of satellite orbits
- Understand the satellite segment and earth segment
- understand Link Power budget calculation
- Understand the various satellite access and coding technology
- Understand the applications of satellite

UNIT I SATELLITE ORBITS 9

Kepler's Laws, Newton's law, orbital parameters, orbital perturbations, station keeping, geo stationary and non Geo-stationary orbits – Look Angle Determination- Limits of visibility – eclipse-Sub satellite point –Sun transit outage-Launching Procedures - launch vehicles and propulsion.

UNIT II SPACE SEGMENT 9

Spacecraft Technology- Structure, Primary power, Attitude and Orbit control, Thermal control and Propulsion, communication Payload and supporting subsystems, Telemetry, Tracking and command-Transponders Antenna Subsystem.

UNIT III SATELLITE LINK DESIGN 9

Basic link analysis, Uplink and Downlink Design equation, Free space loss-Atmospheric effects, Ionospheric scintillation, Rain induced attenuation and interference, system noise temperature, Link Design with and without frequency reuse.

UNIT IV SATELLITE ACCESS AND CODING Techniques 9

Modulation and Multiplexing: Voice, Data, Video, Analog – digital transmission system, Digital video Broadcast, multiple access: FDMA, TDMA, CDMA, PAMA and DAMA Assignment Methods, compression – encryption, Coding Schemes.

UNIT V SATELLITE APPLICATIONS 9

INTELSAT Series, INSAT, VSAT, Mobile satellite services: GSM, GPS, LEO, MEO, Satellite Navigational System. GPS-Position Location Principles, Differential GPS, Direct Broadcast satellites (DBS/DTH).

TOTAL:45 PERIODS

COURSE OUTCOMES:

At the end of the course, the student will be able to:

- CO1:**Identify the satellite orbits
- CO2:**Analyze the satellite subsystems
- CO3:**Evaluate the satellite link power budget
- CO4:**Identify access technology for satellite
- CO5:**Design various satellite applications

TEXT BOOKS:

1. Dennis Roddy, "Satellite Communication", 4th Edition, Mc Graw Hill International, 2017.
2. Timothy Pratt, Charles, W.Bostain,Jeremy E.Allnutt,"SatelliteCommunication",3rd Edition, Wiley Publications,2021.

REFERENCES:

1. Tri T. Ha, "Digital Satellite Communications", 2nd edition, Mc Graw Hill education, 2017.

2. Wilbur L.Pritchard, Hendri G. Suyderhoud, Robert A. Nelson, "Satellite Communications Systems Engineering", 2nd edition , Prentice Hall/Pearson , 2013.
3. M.Richharia, "Satellite Communication Systems-Design Principles", Macmillan, 1999.
4. Brian Ackroyd, "World Satellite Communication and earth station Design", BSP professional Books, 1990.
5. Bruce R. Elbert, "The Satellite Communication Applications", Hand Book, Artech House Bostan London, 2003.

CO's-PO's & PSO's MAPPING

C O	PO 1	PO 2	PO 3	PO 4	PO 5	PO 6	PO 7	PO 8	PO 9	PO 10	PO 11	PO 12	PS O1	PSO2	PS O3
1	3	3	3	3	2	3	1	1	-	1	-	1	3	3	3
2	3	2	2	3	2	3	-	-	-	-	-	1	3	3	3
3	3	3	3	2	1	3	-	-	-	-	-	1	3	3	3
4	3	3	2	3	2	3	-	-	-	-	-	1	3	3	3
5	3	2	3	2	2	1	-	-	-	-	-	1	3	3	3
C O	3	3	3	3	2	3	1	1	-	1	-	1	3	3	3

1 - low, 2 - medium, 3 - high, '-' - no correlation

CEC348

REMOTE SENSING

L T P C
3 0 0 3

UNIT I REMOTE SENSING AND ELECTROMAGNETIC RADIATION

9

Definition – components of RS – History of Remote Sensing – Merits and demerits of Data Collation between conventional and remote sensing methods - Electromagnetic Spectrum – Radiation principles - Wave theory, Planck's law, Wien's Displacement Law, Stefan's Boltzmann law, Kirchoff's law – Radiation sources: active & passive – Radiation Quantities.

UNIT II EMR INTERACTION WITH ATMOSPHERE AND EARTH MATERIAL

9

Standard atmospheric profile – main atmospheric regions and its characteristics – interaction of radiation with atmosphere – Scattering, absorption and refraction – Atmospheric windows – Energy balance equation – Specular and diffuse reflectors – Spectral reflectance & emittance– Spectroradiometer – Spectral Signature concepts – Typical spectral reflectance curves for vegetation, soil and water – solid surface scattering in microwave region.

UNIT III ORBITS AND PLATFORMS

9

Motions of planets and satellites – Newton 's law of gravitation – Gravitational field and potential - Escape velocity - Kepler 's law of planetary motion - Orbit elements and types – Orbital perturbations and maneuvers – Types of remote sensing platforms - Ground based, Air borne platforms and Space borne platforms – Classification of satellites – Sun synchronous and Geosynchronous satellites – Legrange Orbit

UNIT IV SENSING TECHNIQUES

9

Classification of remote sensors – Resolution concept: spatial, spectral, radiometric and temporal resolutions - Scanners - Along and across track scanners – Optical-infrared sensors – Thermal sensors – microwave sensors – Calibration of sensors – High Resolution Sensors - LIDAR, UAV – Orbital and sensor characteristics of live Indian earth observation satellites.

Photographic and digital products – Types, levels and open-source satellite data products – selection and procurement of data – Visual interpretation: basic elements and interpretation keys - Digital interpretation – Concepts of Image rectification, Image enhancement and Image classification.

TOTAL:45 PERIODS

TEXTBOOKS:

1. Thomas M. Lillesand, Ralph W. Kiefer and Jonathan W. Chipman, Remote Sensing and Image interpretation, John Wiley and Sons, Inc., New York, 2015.
2. George Joseph and C Jeganathan, Fundamentals of Remote Sensing, Third Edition Universities Press (India) Private limited, Hyderabad, 2018.

REFERENCES:

1. Stanley A Morain; Amelia M Budge; Michael S Renslow. Manual of Remote Sensing. Vol. I, American Society for Photogrammetry and Remote Sensing, Virginia, USA,2019, 4th edition
2. Verbyla, David, Satellite Remote Sensing of Natural Resources. CRC Press,2022 first edition.
3. Paul Curran P. J. Principles of Remote Sensing Longman, RLBS, 1996.
4. Introduction to Physics and Techniques of Remote Sensing, Charles Elachi and Jacob Van Zyl, 2021 Edition3, Wiley Publication.
5. BasudebBhatta, Remote Sensing and GIS, Oxford University Press, 2020 third edition.

COURSE OUTCOMES

CO1: To understand the principles of electromagnetic radiation.

CO2: To learn the atmospheric radiation interactions.

CO3: To study the laws of planetary motion.

CO4: To classify the different types of resolution.

CO5: To know the concepts of digital interpretation.

CO's-PO's & PSO's MAPPING

CO	P O1	P O2	P O3	P O4	P O5	P O6	P O7	P O8	P O9	PO 10	PO 11	PO 12	PS O1	PS O2	PSO3
1	3	2	2	3	1	3	2	-	-	-	-	1	3	3	3
2	3	2	2	3	1	3	2	-	-	-	-	1	3	3	3
3	1	2	1	3	2	3	2	-	-	-	-	1	3	3	3
4	1	2	3	1	3	3	2	-	-	-	-	1	3	3	3
5	2	2	2	-	3	3	2	-	-	-	-	1	3	3	3
CO	2	2	2	2	2	3	2	-	-	-	-	1	3	3	3

1 - low, 2 - medium, 3 - high, '-' - no correlation

CEC351

ROCKETRY AND SPACE MECHANICS

L T P C

3 0 0 3

COURSE OBJECTIVES:

- This course presents the fundamental aspects of rocket motion along with detailed estimation of rocket trajectories.
- This course also imparts knowledge on optimization of multistage rockets.
- This course provides the basics of space mechanics required for an aeronautical student

- This course helps students to provide with the basics of orbit transfer of satellites.
- This course will help students to gain knowledge on various control methods of rockets.

UNIT I ORBITAL MECHANICS 9

Description of solar system – Kepler's Laws of planetary motion – Newton's Law of Universal gravitation – Two body and Three-body problems – Jacobi's Integral, Librations points – Estimation of orbital and escape velocities.

UNIT II SATELLITE DYNAMICS 9

Geosynchronous and geostationary satellites- factors determining life time of satellites – satellite perturbations – orbit transfer and examples –Hohmann orbits – calculation of orbit parameters– Determination of satellite rectangular coordinates from orbital elements.

UNIT III ROCKET MOTION 9

Principle of operation of rocket motor – thrust equation – one dimensional and two dimensional rocket motions in free space and homogeneous gravitational fields – Description of vertical, inclined and gravity turn trajectories – determinations of range and altitude – simple approximations to burnout velocity.

UNIT IV ROCKET AERODYNAMICS 9

Description of various loads experienced by a rocket passing through atmosphere – drag estimation – wave drag, skin friction drag, form drag and base pressure drag – Boat-tailing in missiles – performance at various altitudes – rocket stability – rocket dispersion – launching problems.

UNIT V STAGING AND CONTROL OF ROCKET VEHICLES 9

Need for multi staging of rocket vehicles – multistage vehicle optimization – stage separation dynamics and separation techniques- aerodynamic and jet control methods of rocket vehicles – SITVC.

TOTAL: 45 PERIODS

COURSE OUTCOMES:

Upon completion of this course, students will be able

CO1: To knowledge on the fundamental laws of orbital mechanics with particular emphasis on interplanetary trajectories.

CO2: To calculate orbital parameters and perform conceptual trajectory designs for geocentric or interplanetary missions.

CO3: To familiarize themselves with trajectory calculations for planar motion of rockets.

CO4: To determine forces and moments acting on airframe of a missile.

CO5: To acquire knowledge on the need for staging and stage separation dynamics of rocket vehicles.

TEXT BOOKS

1. Cornelisse,JW, "Rocket Propulsion and Space Dynamics", J.W. Freeman & Co., Ltd., London, 1982.
2. Parker,ER, "Materials for Missiles and Spacecraft", McGraw-Hill Book Co., Inc., 1982.

REFERENCES

1. Suresh. B N & Sivan. K, "Integrated Design for Space Transportation System", Springer India, 2015.
2. Sutton,GP, "Rocket Propulsion Elements", John Wiley & Sons Inc., New York, 8th Edition, 2010.
3. Van de Kamp, "Elements of Astromechanics", Pitman Publishing Co., Ltd., London, 1980.

CO's-PO's & PSO's MAPPING

CO	PO1	PO2	PO3	PO4	PO5	PO6	PO7	PO8	PO9	PO10	PO11	PO12	PSO1	PSO2	PSO3
1	3	3	2	2	2	2	-	-	-	-	-	3	3	2	2
2	3	3	3	2	2	2	-	-	-	-	-	2	3	2	2
3	3	3	3	2	2	2	-	-	-	-	-	2	3	2	3
4	3	3	3	2	2	2	-	-	-	-	-	2	2	2	2
5	3	3	3	3	2	2	-	-	-	-	-	2	2	2	2
CO	3	3	3	2	2	2	-	-	-	-	-	2	2	2	2

1 - low, 2 - medium, 3 - high, '-' - no correlation

CEC345

OPTICAL COMMUNICATION & NETWORKS

L T P C

3 0 0 3

COURSE OBJECTIVES:

- To Study About The Various Optical Fiber Modes, Configuration Of Optical Fibers
- To Study Transmission Characteristics Of Optical Fibers.
- To Learn About The Various Optical Sources, Detectors And Transmission Techniques.
- To Explore Various Idea About Optical Fiber Measurements And Various Coupling Techniques.
- To Enrich The Knowledge About Optical Communication Systems And Networks.

UNIT-I

INTRODUCTION TO OPTICAL FIBER COMMUNICATION

9

Introduction - The General Systems - Advantages of Optical Fiber Communication- **Ray Theory Transmission** : Total Internal Reflection, Acceptance Angle, Numerical Aperture, Skew Rays - **Electromagnetic Mode Theory for Optical Propagation**: Modes in a Planar Guide, Phase and group velocity - **Cylindrical Fiber**: Step index fibers, Graded index fibers - **Single mode fibers**: Cutoff wavelength.

UNIT-II

TRANSMISSION CHARACTERISTICS OF OPTICAL FIBERS

9

Attenuation - **Material absorption losses in silica glass fibers**: Intrinsic absorption, Extrinsic absorption - **Linear scattering losses**: Rayleigh Scattering, Mie Scattering - **Nonlinear scattering losses**: Stimulated Brillouin Scattering, Stimulated Raman Scattering – Fiber Bend Loss – Dispersion- **Chromatic dispersion**: Material dispersion, Waveguide dispersion- **Intermodal dispersion** : Multimode step index fiber, Multimode graded index fiber.

UNIT-III

OPTICAL SOURCES AND OPTICAL DETECTORS

9

The laser : Introduction - **Basic concepts**: Absorption and emission of radiation, Population inversion , Optical feedback and laser oscillation, Threshold condition for laser oscillation- **Optical emission from semiconductors**: The PN junction, Spontaneous emission, Carrier recombination, Stimulated emission and lasing, Hetero junctions- **LED**: Introduction- Power and Efficiency - **LED structures**: Planar LED, Dome LED, Surface emitter LED, Edge emitter LED- LED Characteristics. **Optical Detectors**: Introduction ,Optical Detection Principles, Quantum Efficiency, Resposivity, P-N Photodiode ,P-I-N Photo Diode and Avalanche Photodiode.

UNIT-IV

OPTICAL FIBER MEASUREMENTS

9

Introduction- Total Fiber Attenuation Measurement, Fiber Dispersion Measurements In Time Domain and Frequency Domain, Fiber Cut off Wavelength Measurements, Numerical Aperture Measurements. Fiber Diameter Measurements, Reflectance And Optical Return Loss, Field Measurements

Introduction- **Optical Network Concepts**: Optical Networking Terminology, Optical Network Node And Switching Elements, Wavelength Division Multiplexed Networks, Public Telecommunications Network Overview- **Optical Network Transmission Modes, Layers And Protocols**: Synchronous Networks, Asynchronous Transfer Mode, Open System Interconnection Reference Model, Optical Transport Network, Internet Protocol- **Wavelength Routing Networks**: Routing And Wavelength Assignment- **Optical Switching Networks**: Optical Circuit Switched Networks, Optical Packet Switched Networks, Multiprotocol Label Switching, Optical Burst Switching Networks- **Optical Network Deployment** : Long Haul Networks, Metropolitan area networks, Access networks, Local Area Networks- **Optical Ethernet**: Network protection, restoration and survivability.

TOTAL: 45 PERIODS

COURSE OUTCOMES

At the end of the course, the student will be able to understand the

CO1:Realize Basic Elements In Optical Fibers, Different Modes And Configurations.

CO2:Analyze The Transmission Characteristics Associated With Dispersion And Polarization Techniques.

CO3:Design Optical Sources And Detectors With Their Use In Optical Communication System.

CO4:Construct Fiber Optic Receiver Systems, Measurements And Techniques.

CO5:Design Optical Communication Systems And Its Networks.

TEXT BOOKS:

1. John M.Senior, "Optical Fiber Communication", Pearson Education, Fourth Edition.2010.

REFERENCES:

1. Gred Keiser,"Optical Fiber Communication", McGraw Hill Education (India) Private Limited. Fifth Edition, Reprint 2013.
2. Govind P. Agrawal, "Fiber-Optic Communication Systems", Third Edition, John Wiley & Sons, 2004.
3. J.Gower, "Optical Communication System", Prentice Hall Of India, 2001
4. Rajiv Ramaswami, "Optical Networks " , Second Edition, Elsevier , 2004.
5. P Chakrabarti, "Optical Fiber Communication", McGraw Hill Education (India)Private Limited, 2016

CO's-PO's & PSO's MAPPING

C O	PO 1	PO 2	PO 3	PO 4	PO 5	PO 6	PO 7	PO 8	PO 9	PO1 0	PO1 1	PO1 2	PSO 1	PSO 2	PSO 3
1	3	3	2	3	3	1	-	-	-	-	-	1	2	1	2
2	3	3	2	1	3	2	-	-	-	-	-	2	2	2	2
3	3	3	3	3	2	1	-	-	-	-	-	1	2	2	2
4	3	3	2	2	2	1	-	-	-	-	-	1	2	1	2
5	3	3	3	3	2	1	-	-	-	-	-	1	2	2	2
C O	3	3	2	3	3	1	-	-	-	-	-	1	2	1	2

1 - low, 2 - medium, 3 - high, '-' - no correlation

COURSE OBJECTIVES

- To study the various network layer and transport layer protocols for wireless networks
- To study the architecture and interference mitigation techniques in 3G standards
- To learn about 4G technologies and LTE-A in mobile cellular network.
- To learn about the layer level functionalities in interconnecting networks.
- To study the emerging techniques in 5G network.

UNIT I WIRELESS PROTOCOLS 9

Mobile network layer- Fundamentals of Mobile IP, data forwarding procedures in mobile IP, IPv4, IPv6, IP mobility management, IP addressing - DHCP, Mobile transport layer-Traditional TCP, congestion control, slow start, fast recovery/fast retransmission, classical TCP improvements- Indirect TCP, snooping TCP, Mobile TCP.

UNIT II 3G EVOLUTION 9

IMT-2000 - W-CDMA, CDMA 2000 - radio & network components, network structure, packet-data transport process flow, Channel Allocation, core network, interference-mitigation techniques, UMTS-services, air interface, network architecture of 3GPP, UTRAN – architecture, High Speed Packet Data-HSDPA,HSUPA.

UNIT III 4G EVOLUTION 9

Introduction to LTE-A – Requirements and Challenges, network architectures – EPC, E- UTRAN architecture - mobility management, resource management, services, channel -logical and transport channel mapping, downlink/uplink data transfer, MAC control element, PDU packet formats, scheduling services, random access procedure.

UNIT IV LAYER-LEVEL FUNCTIONS 9

Characteristics of wireless channels - downlink physical layer, uplink physical layer, MAC scheme - frame structure, resource structure, mapping, synchronization, reference signals and channel estimation, SC-FDMA, interference cancellation – CoMP, Carrier aggregation, Services - multimedia broadcast/multicast, location-based services.

UNIT V 5G EVOLUTION 9

5G Roadmap - Pillars of 5G - 5G Architecture, The 5G internet - IoT and context awareness - Networking reconfiguration and virtualization support - Mobility QoS control - emerging approach for resource over provisioning, Small cells for 5G mobile networks- capacity limits and achievable gains with densification - Mobile data demand, Demand Vs Capacity, Small cell challenges, conclusion and future directions.

TOTAL: 45 PERIODS**COURSE OUTCOMES:**

Upon completion of the course, the student will be able to

CO1: Design and implement the various protocols in wireless networks.

CO2: Analyze the architecture of 3G network standards.

CO3: Analyze the difference of LTE-A network design from 4G standard.

CO4: Design the interconnecting network functionalities by layer level functions.

CO5: Explore the current generation (5G) network architecture.

TEXTBOOKS

1. Kaveh Pahlavan, “Principles of wireless networks”, Prentice-Hall of India, 2008

REFERENCES

1. Vijay K.Garg, "Wireless Network Evolution - 2G & 3G". Prentice Hall, 2008.
2. Clint Smith,P.E, Dannel Collins, "3G Wireless Networks" Tata McGraw- Hill, 2nd Edition, 2011.
3. Sassan Ahmadi, "LTE-Advanced – A practical systems approach to understanding the 3GPP LTE Releases 10 and 11 radio access technologies", Elsevier, 2014.
4. Jonathan Rodriguez, "Fundamentals of 5G Mobile networks", John Wiley, 2015.

CO's-PO's & PSO's MAPPING

CO	PO1	PO 2	PO 3	PO 4	PO 5	PO 6	PO 7	PO 8	PO 9	PO 10	PO 11	PO 12	PS O1	PS O2	PSO 3
1	3	2	2	3	3	1	-	-	-	-	2	3	3	1	1
2	3	3	2	1	3	2	-	-	-	-	-	-	3	2	2
3	3	3	3	3	2	1	-	-	-	-	-	3	3	2	2
4	2	3	3	3	2	2	-	-	-	-	-	3	2	1	2
5	2	-	3	3	2	2	-	-	-	-	-	3	2	2	1
CO	2.6	2.75	2.6	2.6	2.4	1.6	-	-	-	-	2	3	2.6	1.6	1.6

1 - low, 2 - medium, 3 - high, '-' - no correlation

CEC331

4G / 5G COMMUNICATION NETWORKS

L T P C
2 0 2 3

COURSE OBJECTIVES

- To learn the evolution of wireless networks.
- To get acquainted with the fundamentals of 5G networks.
- To study the processes associated with 5G architecture.
- To study spectrum sharing and spectrum trading.
- To learn the security features in 5G networks.

UNIT I EVOLUTION OF WIRELESS NETWORKS

6

Networks evolution: 2G,3G,4G, evolution of radio access networks, need for 5G. 4G versus 5G, Next Generation core(NG-core), visualized Evolved Packet core(vEPC).

UNIT II 5G CONCEPTS AND CHALLENGES

6

Fundamentals of 5G technologies, overview of 5G core network architecture,5G new radio and cloud technologies, Radio Access Technologies (RATs), EPC for 5G.

UNIT III NETWORK ARCHITECTURE AND THE PROCESSES

6

5G architecture and core, network slicing, multi access edge computing(MEC)visualization of 5G components, end-to-end system architecture, service continuity, relation to EPC, and edge computing. 5G protocols: 5G NAS,NGAP, GTP-U, IPSec and GRE.

UNIT IV DYNAMIC SPECTRUM MANAGEMENT AND MM-WAVES

6

Mobility management, Command and control, spectrum sharing and spectrum trading, cognitive radio based on 5G, millimeter waves.

UNIT V SECURITY IN 5G NETWORKS

6

Security features in 5G networks, network domain security, user domain security, flow based QoS framework,mitigating the threats in 5G.

30 PERIODS

**PRACTICAL EXERCISES:
SIMULATION USING MATLAB**

30 PERIODS

1. 5G-Compliant waveform generation and testing
2. Modeling of 5G Synchronization signal blocks and bursts
3. Channel modeling in 5G networks
4. Multiband OFDM demodulation
5. Perfect Channel estimation
6. Development of 5g New Radio Polar Coding

COURSE OUTCOMES

CO1:To understand the evolution of wireless networks.

CO2:To learn the concepts of 5G networks.

CO3:To comprehend the 5G architecture and protocols.

CO4:To understand the dynamic spectrum management.

CO5:To learn the security aspects in 5G networks.

TOTAL 60 PERIODS

TEXT BOOKS

1. 5G Core networks: Powering Digitalization , Stephen Rommer, Academic Press,2019
2. An Introduction to 5G Wireless Networks : Technology, Concepts and Use cases, Saro Velrajan,First Edition, 2020.

REFERENCES

1. 5G Simplified: ABCs of Advanced Mobile Communications Jyrki. T.J.Penttinen,Copyrighted Material.
2. 5G system Design: An end to end Perspective , Wan Lee Anthony, Springer Publications,2019.

CO's-PO's & PSO's MAPPING

CO	PO1	PO2	PO3	PO4	PO5	PO6	PO7	PO8	PO9	PO10	PO11	PO12	PSO1	PSO2	PSO3
1	3	3	2	3	2	-	-	-	-	-	-	-	1	1	3
2	3	3	3	2	2	-	-	-	-	-	-	-	1	1	2
3	3	3	2	2	2	-	-	-	-	-	-	-	2	2	2
4	3	3	3	3	2	-	-	-	-	-	-	-	3	2	2
5	3	2	3	3	2	-	-	-	-	-	-	-	2	2	2
CO	3	2.8	2.6	2.6	2	-	-	-	-	-	-	-	1.8	1.6	2.2

1 - low, 2 - medium, 3 - high, '-' - no correlation

PROGRESS THROUGH KNOWLEDGE

CEC354

SOFTWARE DEFINED NETWORKS

L T P C

2 0 2 3

COURSE OBJECTIVES:

- To understand the need for SDN and its data plane operations
- To understand the functions of control plane
- To comprehend the migration of networking functions to SDN environment
- To explore various techniques of network function virtualization
- To comprehend the concepts behind network virtualization

UNIT I

SDN: BACKGROUND AND DATA PLANE

6

Evolving Network Requirements – The SDN Approach – SDN and NFV-Related Standards – SDN Data Plane – OpenFlow Logical Network Device – OpenFlow Protocol.

CO's-PO's & PSO's MAPPING

CO	PO 1	PO 2	PO 3	PO 4	PO 5	PO 6	PO 7	PO 8	PO 9	PO1 0	PO1 1	PO1 2	PSO 1	PSO 2	PSO 3
1	3	3	3	3	3	2	-	-	-	-	-	3	3	3	2
2	3	3	3	2	2	2	-	-	-	-	-	3	3	2	2
3	3	3	3	3	1	2	-	-	-	-	-	3	2	3	2
4	2	3	3	2	2	1	-	-	-	-	-	2	2	1	2
5	3	3	2	2	2	1	-	-	-	-	-	2	2	2	2
CO	3	3	3	2	2	2	-	-	-	-	-	2	2	2	2

1 - low, 2 - medium, 3 - high, '-' - no correlation

CEC371

MASSIVE MIMO NETWORKS

L T P C

2 0 2 3

COURSE OBJECTIVES:

- To gain knowledge about massive MIMO networks.
- To understand the massive MIMO propagation channels.
- To learn about channel estimation in single cell and multicell massive MIMO systems.
- To comprehend the concepts of massive MIMO deployment in the context of single cell and multicell deployment.

UNIT I MASSIVE MIMO NETWORKS

6

Definition of Massive MIMO, Correlated Rayleigh Fading, System Model for Uplink and Downlink, Basic Impact of Spatial Channel Correlation, Channel Hardening and Favourable Propagation, Local Scattering Spatial Correlation Model

UNIT II THE MASSIVE MIMO PROPAGATION CHANNEL

6

Favorable Propagation and Deterministic Channels-Capacity Upper Bound-Distance from Favorable Propagation-Favorable Propagation and Linear Processing-Singular Values and Favorable Propagation, Favorable Propagation and Random Channels-Independent Rayleigh Fading-Uniformly Random Line-of-Sight (UR-LoS)-Independent Rayleigh Fading versus UR-LoS - Finite-Dimensional Channels

UNIT III SINGLE-CELL SYSTEMS

6

Uplink Pilots and Channel Estimation - Orthogonal Pilots- De-Spreading of the Received Pilot Signal-MMSE Channel Estimation, Uplink Data Transmission - Zero-Forcing -Maximum-Ratio, Downlink Data Transmission-Linear Precoding-Zero-Forcing-Maximum-Ratio, Discussion- Interpretation of the Effective SINR Expressions-Implications for Power Control-Scaling Laws and Upper Bounds on the SINR - Near-Optimality of Linear Processing when $M \gg K$ - Net Spectral Efficiency - Limiting Factors: Number of Antennas and Mobility

UNIT IV MULTI-CELL SYSTEMS

6

Uplink Pilots and Channel Estimation, Uplink Data Transmission - Zero-Forcing -Maximum-Ratio, Downlink Data Transmission -Zero-Forcing - Maximum-Ratio, Discussion -Asymptotic Limits with Infinite Numbers of Base Station Antennas - The Effects of Pilot Contamination - Non-Synchronous Pilot Interference

UNIT V CASE STUDIES

6

Single-Cell Deployment Example: Fixed Broadband Access in Rural Area, Multi-Cell Deployment: Preliminaries and Algorithms, Multi-Cell Deployment Examples: Mobile Access - Dense Urban

Scenario - Suburban Scenario - Minimum Per-Terminal Throughput Performance -Additional Observations - Comparison of Power Control Policies

30 PERIODS
30 PERIODS

PRACTICAL EXERCISES:

Implementation of (Using Matlab)

1. Massive MIMO hybrid beamforming
2. Single cell massive MIMO downlink communications
3. Multicell massive MIMO downlink communications.
4. Precoding in massive MIMO single cell and multicell downlink communications
5. Channel estimation in massive MIMO system

COURSE OUTCOMES:

- CO1:** Understand and explain massive MIMO networks.
CO2: Analyze massive MIMO propagation channels and their capacity bounds
CO3: Examine channel estimation techniques for single cell system.
CO4: Analyze channel estimation techniques for multi cell system.
CO5: Explain the concepts underlining the deployment of single and multicell massive MIMO systems.

TOTAL:60 PERIODS

TEXT BOOKS

1. Thomas L. Marzetta, Erik G. Larsson, Hong Yang, Hien Quoc Ngo, “Fundamentals of Massive MIMO”, Cambridge University Press 2016. (UNITS II-V)
2. Emil Björnson, Jakob Hoydis and Luca Sanguinetti (2017), “Massive MIMO Networks: Spectral, Energy, and Hardware Efficiency”, Foundations and Trends, Now, 2017. (UNIT I)

REFERENCES

1. Long Zhao, Hui Zhao, Kan Zheng, “Wei Xiang Massive MIMO in 5G Networks: Selected Applications”, Springer 2018.
2. Leibo Liu, Guiqiang Peng, Shaojun Wei, “Massive MIMO Detection Algorithm and VLSI Architecture”, Springer 2019.
3. Shahid Mumtaz, Jonathan Rodriguez, Linglong Dai, “mmWave Massive MIMO A Paradigm for 5G”, Elsevier, 2017

CO's-PO's & PSO's MAPPING

CO	PO1	PO2	PO3	PO4	PO5	PO6	PO7	PO8	PO9	PO10	PO11	PO12	PSO1	PSO2	PSO3
1	3	2	1	1	2	2	-	-	-	-	-	2	3	1	2
2	3	3	2	2	2	2	-	-	-	-	-	1	2	2	1
3	3	2	2	2	2	2	-	-	-	-	-	1	3	3	2
4	3	3	2	2	2	2	-	-	-	-	-	1	3	1	3
5	3	2	2	2	2	2	-	-	-	-	-	2	3	3	2
CO	3	2.4	1.8	1.8	2	2	-	-	-	-	-	1.4	3	2	2

1 - low, 2 - medium, 3 - high, '-' - no correlation

CEC333 ADVANCED WIRELESS COMMUNICATION TECHNIQUES

L T P C
3 0 0 3

COURSE OBJECTIVES

- To understand the evolving paradigm of cooperative communication
- To understand concepts related to green wireless communication
- To enable the student to understand the different power saving strategies and energy efficient signal, system and network design.
- To expose the student to the energy saving techniques adopted in existing wireless components

- To provide understanding on protocols and networks related to green future wireless communication technologies.

UNIT I COOPERATIVE COMMUNICATIONS AND GREEN CONCEPTS 9

Network architectures and research issues in cooperative cellular wireless networks ; Cooperative communications in OFDM and MIMO cellular relay networks: issues and approaches; Fundamental trade-offs on the design of green radio networks, Green modulation and coding schemes.

UNIT II COOPERATIVE TECHNIQUES 9

Cooperative techniques for energy efficiency, Cooperative base station techniques for cellular wireless networks; Turbo base stations; Antenna architectures for cooperation; Cooperative communications in 3GPP LTE-Advanced, Partial information relaying and Coordinated multi-point transmission in LTE-Advanced.

UNIT III RELAY-BASED COOPERATIVE CELLULAR NETWORKS 9

Distributed space-time block codes ; Collaborative relaying in downlink cellular systems ; Radio resource optimization; Adaptive resource allocation ; Cross-layer scheduling design for cooperative wireless two-way relay networks ; Network coding in relay-based networks.

UNIT IV GREEN RADIO NETWORKS 9

Base Station Power-Management Techniques- Opportunistic spectrum and load management, Energy-saving techniques in cellular wireless base stations , Power-management for base stations in smart grid environment, Cooperative multi cell processing techniques for energy-efficient cellular wireless communications.

UNIT V ACCESS TECHNIQUES FOR GREEN RADIO NETWORKS 9

Cross-layer design of adaptive packet scheduling for green radio networks; Energy-efficient relaying for cooperative cellular wireless networks ; Energy performance in TDD-CDMA multihop cellular networks ; Resource allocation for green communication in relay-based cellular networks ; Green Radio Test-Beds and Standardization Activities.

TOTAL: 45 PERIODS

COURSE OUTCOMES:

CO1: The student would be able to appreciate the necessity and the design aspects of cooperative communication

CO2: The student would be able to appreciate the necessity and the design aspects of green wireless communication.

CO3: The student would be able to evolve new techniques in wireless communication

CO4: The students would be able to demonstrate the feasibility of using mathematical models using simulation tools.

CO5: The student would be able to demonstrate the impact of the green engineering solutions in a global, economic, environmental and societal context.

TEXT BOOKS

1. Ekram Hossain, Dong In Kim, Vijay K. Bhargava , “Cooperative Cellular Wireless Networks”, Cambridge University Press, 2011.
2. Ekram Hossain, Vijay K. Bhargava(Editor), Gerhard P. Fettweis (Editor), “Green Radio Communication Networks”, Cambridge University Press, 2012.

REFERENCES


1. F. Richard Yu, Yu, Zhang and Victor C. M. Leung “Green Communications and Networking”, CRC press, 2012.

2. Ramjee Prasad and Shingo Ohmori, Dina Simunic, "Towards Green ICT", River Publishers, 2010.
3. Jinsong Wu, Sundeep Rangan and Honggang Zhang, "Green Communications: Theoretical Fundamentals, Algorithms and Applications", CRC Press, 2012.

CO's-PO's & PSO's MAPPING

CO	PO1	PO2	PO3	PO4	PO5	PO6	PO7	PO8	PO9	PO10	PO11	PO12	PSO1	PSO2	PSO3
1	3	3	3	2	1	1	-	-	-	-	-	2	3	3	3
2	3	3	3	2	2	1	-	-	-	-	-	2	3	2	3
3	3	2	2	1	2	1	-	-	-	-	-	2	2	1	1
4	3	3	3	3	2	1	-	-	-	-	-	2	3	1	2
5	3	3	3	2	1	2	-	-	-	-	-	2	2	3	1
CO	3	2.8	2.8	2	1.6	1.2	-	-	-	-	-	2	3	2	2

1 - low, 2 - medium, 3 - high, '-' - no correlation



SOFT CORE – MANAGEMENT

GE3751

PRINCIPLES OF MANAGEMENT

L T P C
3 0 0 3

COURSE OBJECTIVES:

- Sketch the Evolution of Management.
- Extract the functions and principles of management.
- Learn the application of the principles in an organization.
- Study the various HR related activities.
- Analyze the position of self and company goals towards business.

UNIT I INTRODUCTION TO MANAGEMENT AND ORGANIZATIONS 9

Definition of Management – Science or Art – Manager Vs Entrepreneur- types of managers- managerial roles and skills – Evolution of Management –Scientific, human relations, system and contingency approaches– Types of Business organization- Sole proprietorship, partnership, company-public and private sector enterprises- Organization culture and Environment – Current trends and issues in Management.

UNIT II PLANNING 9

Nature and purpose of planning – Planning process – Types of planning – Objectives – Setting objectives – Policies – Planning premises – Strategic Management – Planning Tools and Techniques – Decision making steps and process.

UNIT III ORGANISING 9

Nature and purpose – Formal and informal organization – Organization chart – Organization structure – Types – Line and staff authority – Departmentalization – delegation of authority – Centralization and decentralization – Job Design - Human Resource Management – HR Planning, Recruitment, selection, Training and Development, Performance Management, Career planning and management.

UNIT IV DIRECTING 9

Foundations of individual and group behaviour– Motivation – Motivation theories – Motivational techniques – Job satisfaction – Job enrichment – Leadership – types and theories of leadership – Communication – Process of communication – Barrier in communication – Effective communication – Communication and IT.

UNIT V CONTROLLING 9

System and process of controlling – Budgetary and non - Budgetary control techniques – Use of computers and IT in Management control – Productivity problems and management – Control and performance – Direct and preventive control – Reporting.

TOTAL: 45 PERIODS

COURSE OUTCOMES:

- CO1:** Upon completion of the course, students will be able to have clear understanding of managerial functions like planning, organizing, staffing, leading & controlling.
- CO2:** Have same basic knowledge on international aspect of management.
- CO3:** Ability to understand management concept of organizing.
- CO4:** Ability to understand management concept of directing.
- CO5:** Ability to understand management concept of controlling.

TEXT BOOKS:

1. Harold Koontz and Heinz Weihrich "Essentials of management" Tata McGraw Hill, 1998.
2. Stephen P. Robbins and Mary Coulter, "Management", Prentice Hall (India) Pvt. Ltd., 10th Edition, 2009.

REFERENCES:

1. Robert Kreitner and Mamata Mohapatra, "Management", Biztantra, 2008.
2. Stephen A. Robbins and David A. Decenzo and Mary Coulter, "Fundamentals of Management" Pearson Education, 7th Edition, 2011.
3. Tripathy PC and Reddy PN, "Principles of Management", Tata McGraw Hill, 1999.

CO's-PO's & PSO's MAPPING

CO's	PO's												PSO's		
	1	2	3	4	5	6	7	8	9	10	11	12	1	2	3
1	3		-	-	-	1	-	-	-	-	-	-	2	1	1
2	-	1	1	-	-	-	-	-	-	-	-	-	2	1	-
3	1		-	2	-	-	1	-	2	-	1	1	-	-	2
4	-	1	1	1	2	-	-	1	2	-	-	-	1	1	1
5	1		-	-	1	1	-	-	-	3	-	1	1	-	1
AVg.	1.66	1	1	1.5	1.5	1	1	1	2	3	1	1	1.5	1	1.25

1 - low, 2 - medium, 3 - high, '-' - no correlation

GE3752

TOTAL QUALITY MANAGEMENT**L T P C****3 0 0 3****COURSE OBJECTIVES:**

- Teach the need for quality, its evolution, basic concepts, contribution of quality gurus, TQM framework, Barriers and Benefits of TQM.
- Explain the TQM Principles for application.
- Define the basics of Six Sigma and apply Traditional tools, New tools, Benchmarking and FMEA.
- Describe Taguchi's Quality Loss Function, Performance Measures and apply Techniques like QFD, TPM, COQ and BPR.
- Illustrate and apply QMS and EMS in any organization.

UNIT I**INTRODUCTION****9**

Introduction - Need for quality - Evolution of quality - Definition of quality - Dimensions of product and service quality - Definition of TQM - Basic concepts of TQM - Gurus of TQM (Brief introduction) - TQM Framework - Barriers to TQM - Benefits of TQM.

UNIT II**TQM PRINCIPLES****9**

Leadership - Deming Philosophy, Quality Council, Quality statements and Strategic planning - Customer Satisfaction - Customer Perception of Quality, Feedback, Customer complaints, Service Quality, Kano Model and Customer retention - Employee involvement - Motivation, Empowerment, Team and Teamwork, Recognition & Reward and Performance Appraisal - Continuous process improvement - Juran Trilogy, PDCA cycle, 5S and Kaizen - Supplier partnership - Partnering, Supplier selection, Supplier Rating and Relationship development.

UNIT III TQM TOOLS & TECHNIQUES I 9

The seven traditional tools of quality - New management tools - Six-sigma Process Capability- Bench marking - Reasons to benchmark, Benchmarking process, What to Bench Mark, Understanding Current Performance, Planning, Studying Others, Learning from the data, Using the findings, Pitfalls and Criticisms of Benchmarking - FMEA - Intent , Documentation, Stages: Design FMEA and Process FMEA.

UNIT IV TQM TOOLS & TECHNIQUES II 9

Quality circles – Quality Function Deployment (QFD) - Taguchi quality loss function – TPM – Concepts, improvement needs – Performance measures- Cost of Quality - BPR.

UNIT V QUALITY MANAGEMENT SYSTEM 9

Introduction-Benefits of ISO Registration-ISO 9000 Series of Standards-Sector-Specific Standards - AS 9100, TS16949 and TL 9000-- ISO 9001 Requirements-Implementation-Documentation- Internal Audits-Registration-ENVIRONMENTAL MANAGEMENT SYSTEM: Introduction—ISO 14000 Series Standards—Concepts of ISO 14001—Requirements of ISO 14001-Benefits of EMS.

TOTAL: 45 PERIODS

COURSE OUTCOMES:

- CO1:** Ability to apply TQM concepts in a selected enterprise.
- CO2:** Ability to apply TQM principles in a selected enterprise.
- CO3:** Ability to understand Six Sigma and apply Traditional tools, New tools, Benchmarking and FMEA.
- CO4:** Ability to understand Taguchi's Quality Loss Function, Performance Measures and apply QFD, TPM, COQ and BPR.
- CO5:** Ability to apply QMS and EMS in any organization.

CO's- PO's & PSO's MAPPING

CO's	PO's												PSO's		
	1	2	3	4	5	6	7	8	9	10	11	12	1	2	3
1		3										3	2		3
2						3						3		2	
3					3				3					2	3
4		2			3	2	3	2				3	3	2	
5			3			3	3	2							
AVg.		2.5	3		3	2.6	3	2	3			3	2.5	2	3

1 - low, 2 - medium, 3 - high, '-' - no correlation

TEXT BOOK:

1. Dale H. Besterfield, Carol B. Michna, Glen H. Besterfield, Mary B. Sacre, Hemant Urdhware and Rashmi Urdhware, "Total Quality Management", Pearson Education Asia, Revised Third Edition, Indian Reprint, Sixth Impression, 2013.

REFERENCES:

1. Joel E. Ross, "Total Quality Management – Text and Cases", Routledge, 2017.
2. Kiran D.R, "Total Quality Management: Key concepts and case studies, Butterworth – Heinemann Ltd, 2016.
3. Oakland, J.S. "TQM – Text with Cases", Butterworth – Heinemann Ltd., Oxford, Third Edition, 2003.
4. Suganthi, L and Anand Samuel, "Total Quality Management", Prentice Hall (India) Pvt. Ltd., 2006.

COURSE OBJECTIVES:

- Understanding the concept of Engineering Economics.
- Implement various micro economics concept in real life.
- Gaining knowledge in the field of macro economics to enable the students to have better understanding of various components of macro economics.
- Understanding the different procedures of pricing.
- Learn the various cost related concepts in micro economics.

UNIT I DEMAND & SUPPLY ANALYSIS 9

Managerial Economics - Relationship with other disciplines - Firms: Types, objectives and goals - Managerial decisions - Decision analysis. Demand - Types of demand - Determinants of demand - Demand function – Demand elasticity - Demand forecasting - Supply - Determinants of supply - Supply function - Supply elasticity.

UNIT II PRODUCTION AND COST ANALYSIS 9

Production function - Returns to scale - Production optimization - Least cost input - Isoquants - Managerial uses of production function. Cost Concepts - Cost function - Determinants of cost - Short run and Long run cost curves - Cost Output Decision - Estimation of Cost.

UNIT III PRICING 9

Determinants of Price - Pricing under different objectives and different market structures - Price discrimination - Pricing methods in practice.

UNIT IV FINANCIAL ACCOUNTING (ELEMENTARY TREATMENT) 9

Balance sheet and related concepts - Profit & Loss Statement and related concepts - Financial Ratio Analysis - Cash flow analysis - Funds flow analysis - Comparative financial statements - Analysis & Interpretation of financial statements.

UNIT V CAPITAL BUDGETING (ELEMENTARY TREATMENT) 9

Investments - Risks and return evaluation of investment decision - Average rate of return - Payback Period - Net Present Value - Internal rate of return.

TOTAL: 45 PERIODS**COURSE OUTCOMES: Students able to**

CO1: Upon successful completion of this course, students will acquire the skills to apply the basics of economics and cost analysis to engineering and take economically sound decisions

CO2: Evaluate the economic theories, cost concepts and pricing policies

CO3: Understand the market structures and integration concepts

CO4: Understand the measures of national income, the functions of banks and concepts of globalization

CO5: Apply the concepts of financial management for project appraisal

TEXT BOOKS:

1. Panneer Selvam, R, "Engineering Economics", Prentice Hall of India Ltd, New Delhi, 2001.
2. Managerial Economics: Analysis, Problems and Cases - P. L. Mehta, Edition, 13. Publisher, Sultan Chand, 2007.

REFERENCES:

1. Chan S.Park, "Contemporary Engineering Economics", Prentice Hall of India, 2011.
2. Donald.G. Newman, Jerome.P.Lavelle, "Engineering Economics and analysis" Engg. Press, Texas, 2010.
3. Degarmo, E.P., Sullivan, W.G and Canada, J.R, "Engineering Economy", Macmillan, New York, 2011.
4. Zahid A khan: Engineering Economy, "Engineering Economy", Dorling Kindersley, 2012
5. Dr. S. N. Maheswari and Dr. S.K. Maheshwari: Financial Accounting, Vikas, 2009

CO's-PO's & PSO's MAPPING

CO's	PO's												PSO's		
	1	2	3	4	5	6	7	8	9	10	11	12	1	2	3
1	-	3	-	-	-	-	-	-	-	2	-	-	1	3	-
2	-	3	-	-	-	-	-	-	-	-	-	-	-	2	2
3	-	2	-	-	-	-	-	-	-	-	-	-	-	-	-
4	2	3	3	-	2	-	-	-	-	-	-	-	2	3	-
5	3	3	3	-	2	-	-	-	-	-	-	-	2	-	2
AVg.	2.5	2.4	3	-	2	-	-	-	-	2	-	-	1.8	2.6	2

1 - low, 2 - medium, 3 - high, '-' - no correlation

GE3754**HUMAN RESOURCE MANAGEMENT**

L T P C
3 0 0 3

COURSE OBJECTIVE:

- To provide knowledge about management issues related to staffing,
- To provide knowledge about management issues related to training,
- To provide knowledge about management issues related to performance
- To provide knowledge about management issues related to compensation
- To provide knowledge about management issues related to human factors consideration and compliance with human resource requirements.

UNIT I INTRODUCTION TO HUMAN RESOURCE MANAGEMENT 9

The importance of human resources – Objective of Human Resource Management - Human resource policies - Role of human resource manager.

UNIT II HUMAN RESOURCE PLANNING 9

Importance of Human Resource Planning – Internal and External sources of Human Resources - Recruitment - Selection – Socialization.

UNIT III TRAINING AND EXECUTIVE DEVELOPMENT 9

Types of training and Executive development methods – purpose – benefits.

UNIT IV EMPLOYEE COMPENSATION 9

Compensation plan – Reward – Motivation – Career Development - Mentor – Protege relationships.

UNIT V PERFORMANCE EVALUATION AND CONTROL 9

Performance evaluation – Feedback - The control process – Importance – Methods – grievances – Causes – Redressal methods.

TOTAL: 45 PERIODS

COURSE OUTCOMES:**CO1:** Students would have gained knowledge on the various aspects of HRM**CO2:** Students will gain knowledge needed for success as a human resources professional.**CO3:** Students will develop the skills needed for a successful HR manager.**CO4:** Students would be prepared to implement the concepts learned in the workplace.**CO5:** Students would be aware of the emerging concepts in the field of HRM**TEXT BOOKS:**

1. Decenzo and Robbins, "Human Resource Management", 8th Edition, Wiley, 2007.

2. John Bernardin. H., "Human Resource Management – An Experimental Approach", 5th Edition, Tata McGraw Hill, 2013, New Delhi.

REFERENCES:1. Luis R., Gomez-Mejia, DavidB. Balkin and Robert L. Cardy, "Managing Human Resources", 7th Edition, PHI, 2012.

2. Dessler, "Human Resource Management", Pearson Education Limited, 2007.

CO's- PO's & PSO's MAPPING

CO's	PO's												PSO's		
	1	2	3	4	5	6	7	8	9	10	11	12	1	2	3
1	2	2	1	2	2	2	1	1	2	1	1	1	1	1	1
2	3	3	2	3	2	2	2	2	3	1	2	1	1	2	1
3	3	3	3	3	3	3	2	2	3	1	2	1	1	2	1
4	3	3	2	3	3	2	2	2	2	1	1	1	1	1	1
5	3	3	1	2	2	2	2	2	2	1	1	1	1	1	1
AVg.	2.8	2.8	1.8	2.6	2.6	2.2	1.8	1.8	2.4	1	1.4	1	1	1.4	1

1 - low, 2 - medium, 3 - high, '-' - no correlation

GE3755**KNOWLEDGE MANAGEMENT****L T P C****3 0 0 3****COURSE OBJECTIVES:**

The student should be made to:

- Learn the Evolution of Knowledge management.
- Be familiar with tools.
- Be exposed to Applications.
- Be familiar with some case studies.

UNIT I INTRODUCTION**9**

Introduction: An Introduction to Knowledge Management - The foundations of knowledge management- including cultural issues- technology applications organizational concepts and processes- management aspects- and decision support systems. The Evolution of Knowledge management: From Information Management to Knowledge Management - Key Challenges Facing the Evolution of Knowledge Management - Ethics for Knowledge Management.

UNIT II CREATING THE CULTURE OF LEARNING AND KNOWLEDGE SHARING**9**

Organization and Knowledge Management - Building the Learning Organization. Knowledge Markets: Cooperation among Distributed Technical Specialists – Tacit Knowledge and Quality Assurance.

UNIT III KNOWLEDGE MANAGEMENT-THE TOOLS 9
 Telecommunications and Networks in Knowledge Management - Internet Search Engines and Knowledge Management - Information Technology in Support of Knowledge Management - Knowledge Management and Vocabulary Control - Information Mapping in Information Retrieval - Information Coding in the Internet Environment - Repackaging Information.

UNIT IV KNOWLEDGE MANAGEMENT APPLICATION 9
 Components of a Knowledge Strategy - Case Studies (From Library to Knowledge Center, Knowledge Management in the Health Sciences, Knowledge Management in Developing Countries).

UNIT V FUTURE TRENDS AND CASE STUDIES 9
 Advanced topics and case studies in knowledge management - Development of a knowledge management map/plan that is integrated with an organization's strategic and business plan - A case study on Corporate Memories for supporting various aspects in the process life -cycles of an organization.

TOTAL: 45 PERIODS

COURSE OUTCOMES:

Upon completion of the course, the student should be able to:

- CO1:** Understand the process of acquiring knowledge from experts
- CO2:** Understand the learning organization.
- CO3:** Use the knowledge management tools.
- CO4:** Develop knowledge management Applications.
- CO5:** Design and develop enterprise applications.

CO's- PO's & PSO's MAPPING

CO's	PO's												PSO's			
	1	2	3	4	5	6	7	8	9	10	11	12	1	2	3	
1					1											
2					2								1			
3					2									2		
4				1	1				1					1		
5				1	1				1					1		
AVg.				1	1.4				1				1	1.33		

1 - low, 2 - medium, 3 - high, '-' - no correlation

TEXT BOOK:

1. Srikantiah, T.K., Koenig, M., "Knowledge Management for the Information Professional" Information Today, Inc., 2000.

REFERENCE:

1. Nonaka, I., Takeuchi, H., "The Knowledge-Creating Company: How Japanese Companies Create the Dynamics of Innovation", Oxford University Press, 1995.

COURSE OBJECTIVES

- To study the basic concepts of management; approaches to management; contributors to management studies; various forms of business organization and trade unions function in professional organizations.
- To study the planning; organizing and staffing functions of management in professional organization.
- To study the leading; controlling and decision making functions of management in professional organization.
- To learn the organizational theory in professional organization.
- To learn the principles of productivity and modern concepts in management in professional organization.

UNIT – I INTRODUCTION TO MANAGEMENT 9

Management: Introduction; Definition and Functions – Approaches to the study of Management – Mintzberg's Ten Managerial Roles – Principles of Taylor; Fayol; Weber; Parker – Forms of Organization: Sole Proprietorship; Partnership; Company (Private and Public); Cooperative – Public Sector Vs Private Sector Organization – Business Environment: Economic; Social; Political; Legal – Trade Union: Definition; Functions; Merits & Demerits.

UNIT – II FUNCTIONS OF MANAGEMENT - I 9

Planning: Characteristics; Nature; Importance; Steps; Limitation; Planning Premises; Strategic Planning; Vision & Mission statement in Planning– Organizing: Organizing Theory; Principles; Types; Departmentalization; Centralization and Decentralization; Authority & Responsibility – Staffing: Systems Approach; Recruiting and Selection Process; Human Resource Development (HRD) Concept and Design.

UNIT – III FUNCTIONS OF MANAGEMENT - II 9

Directing (Leading): Leadership Traits; Style; Morale; Managerial Grids (Blake-Mouton, Reddin) – Communication: Purpose; Model; Barriers – Controlling: Process; Types; Levels; Guidelines; Audit (External, Internal, Merits); Preventive Control – Decision Making: Elements; Characteristics; Nature; Process; Classifications.

UNIT – IV ORGANIZATION THEORY 9

Organizational Conflict: Positive Aspects; Individual; Role; Interpersonal; Intra Group; Inter Group; Conflict Management – Maslow's hierarchy of needs theory; Herzberg's motivation-hygiene theory; McClelland's three needs motivation theory; Vroom's valence-expectancy theory – Change Management: Concept of Change; Lewin's Process of Change Model; Sources of Resistance; Overcoming Resistance; Guidelines to managing Conflict.

UNIT – V PRODUCTIVITY AND MODERN TOPICS 9

Productivity: Concept; Measurements; Affecting Factors; Methods to Improve – Modern Topics (concept, feature/characteristics, procedure, merits and demerits): Business Process Reengineering (BPR); Benchmarking; SWOT/SWOC Analysis; Total Productive Maintenance; Enterprise Resource Planning (ERP); Management of Information Systems (MIS).

TOTAL: 45 PERIODS

COURSE OUTCOMES:

At the end of the course the students would be able to

- CO1 Explain basic concepts of management; approaches to management; contributors to management studies; various forms of business organization and trade unions function in professional organizations.
- CO2 Discuss the planning; organizing and staffing functions of management in professional organization.
- CO3 Apply the leading; controlling and decision making functions of management in professional organization.
- CO4 Discuss the organizational theory in professional organization.
- CO5 Apply principles of productivity and modern concepts in management in professional organization.

TEXTBOOKS:

1. M. Govindarajan and S. Natarajan, "Principles of Management", Prentice Hall of India, New Delhi, 2009.
2. Koontz. H. and Wehrich. H., "Essentials of Management: An International Perspective", 8th Edition, Tata McGrawhill, New Delhi, 2010.

REFERENCES:

1. Joseph J, Massie, "Essentials of Management", 4th Edition, Pearson Education, 1987.
2. Saxena, P. K., "Principles of Management: A Modern Approach", Global India Publications, 2009.
3. S.Chandran, "Organizational Behaviours", Vikas Publishing House Pvt. Ltd., 1994.
4. Richard L. Daft, "Organization Theory and Design", South Western College Publishing, 11th Edition, 2012.
5. S. Trevis Certo, "Modern Management Concepts and Skills", Pearson Education, 2018.

CO's-PO's & PSO's MAPPING

CO	PO												PSO		
	1	2	3	4	5	6	7	8	9	10	11	12	1	2	3
1	1	1	1	1	1	3	2	3	2	3	1	3	1	1	1
2	1	1	1	1	1	3	2	3	2	3	1	3	1	1	1
3	1	1	1	1	1	3	2	3	2	3	1	3	1	1	1
4	1	1	1	1	1	3	2	3	2	3	1	3	1	1	1
5	1	1	1	1	1	3	2	3	2	3	1	3	1	1	1

1 - low, 2 - medium, 3 - high, '-' - no correlation

MANDATORY COURSES I

MX3081	INTRODUCTION TO WOMEN AND GENDER STUDIES	L T P C 3 0 0 0
---------------	---	----------------------------------

COURSE OUTLINE

UNIT I CONCEPTS

Sex vs. Gender, masculinity, femininity, socialization, patriarchy, public/ private, essentialism, binaryism, power, hegemony, hierarchy, stereotype, gender roles, gender relation, deconstruction, resistance, sexual division of labour.

UNIT II FEMINIST THEORY

Liberal, Marxist, Socialist, Radical, Psychoanalytic, postmodernist, ecofeminist.

UNIT III WOMEN'S MOVEMENTS: GLOBAL, NATIONAL AND LOCAL

Rise of Feminism in Europe and America.
Women's Movement in India.

UNIT IV GENDER AND LANGUAGE

Linguistic Forms and Gender.
Gender and narratives.

UNIT V GENDER AND REPRESENTATION

Advertising and popular visual media.

Gender and Representation in Alternative Media.
Gender and social media.

TOTAL : 45 PERIODS

MX3082	ELEMENTS OF LITERATURE	L T P C 3 0 0 0
---------------	-------------------------------	----------------------------------

OBJECTIVE:

- To make the students aware about the finer sensibilities of human existence through an art form. The students will learn to appreciate different forms of literature as suitable modes of expressing human experience.

1. COURSE CONTENTS

Introduction to Elements of Literature

1. Relevance of literature

- a) Enhances Reading, thinking, discussing and writing skills.
- b) Develops finer sensibility for better human relationship.
- c) Increases understanding of the problem of humanity without bias.

d) Providing space to reconcile and get a cathartic effect.

2. Elements of fiction

- a) Fiction, fact and literary truth.
- b) Fictional modes and patterns.
- c) Plot character and perspective.

3. Elements of poetry

- a) Emotions and imaginations.
- b) Figurative language.
- c) (Simile, metaphor, conceit, symbol, pun and irony).
- d) Personification and animation.
- e) Rhetoric and trend.

4. Elements of drama

- a) Drama as representational art.
- b) Content mode and elements.
- c) Theatrical performance.
- d) Drama as narration, mediation and persuasion.
- e) Features of tragedy, comedy and satire.

3. READINGS:

1. An Introduction to the Study of English Literature, W.H. Hudson, Atlantic, 2007.
2. An Introduction to Literary Studies, Mario Klarer, Routledge, 2013.
3. The Experience of Poetry, Graham Mode, Open college of Arts with Open Univ Press, 1991.
4. The Elements of Fiction: A Survey, Ulf Wolf (ed), Wolfstuff, 2114.
5. The Elements of Drama, J.L.Styan, Literary Licensing, 2011.

3.1 Textbook:

3.2 *Reference Books:: To be decided by the teacher and student, on the basis of individual student so as to enable him or her to write the term paper.

4. OTHER SESSION:

4.1*Tutorials:

4.2*Laboratory:

4.3*Project: The students will write a term paper to show their understanding of a particular piece of literature

5.*ASSESSMENT:

5.1HA:

5.2Quizzes-HA:

5.3Periodical Examination: one

5.4Project/Lab: one (under the guidance of the teachers the students will take a volume of poetry, fiction or drama and write a term paper to show their understanding of it in a given context; sociological, psychological, historical, autobiographical etc.

5.5Final Exam:

TOTAL : 45 PERIODS

OUTCOME OF THE COURSE:

- Students will be able to understand the relevance of literature in human life and appreciate its aspects in developing finer sensibilities.

MX3083

FILM APPRECIATION

**L T P C
3 0 0 0**

In this course on film appreciation, the students will be introduced broadly to the development of film as an art and entertainment form. It will also discuss the language of cinema as it evolved over a century. The students will be taught as to how to read a film and appreciate the various nuances of a film as a text. The students will be guided to study film joyfully.

Theme - A: The Component of Films

A-1: The material and equipment

A-2: The story, screenplay and script

A-3: The actors, crew members, and the director

A-4: The process of film making... structure of a film

Theme - B: Evolution of Film Language

B-1: Film language, form, movement etc.

B-2: Early cinema... **silent film** (Particularly French)

B-3: The emergence of feature films: **Birth of a Nation**

B-4: Talkies

Theme - C: Film Theories and Criticism/Appreciation

- C-1: Realist theory; Auteursists
- C-2: Psychoanalytic, Ideological, Feminists
- C-3: How to read films?

C-4: Film Criticism / Appreciation

Theme – D: Development of Films

- D-1: Representative Soviet films
- D-2: Representative Japanese films
- D-3: Representative Italian films

- D-4: Representative Hollywood film and the studio system

Theme - E: Indian Films

- E-1: The early era
- E-2: The important films made by the directors
- E-3: The regional films

- E-4: The documentaries in India

READING:

A Reader containing important articles on films will be prepared and given to the students. The students must read them and present in the class and have discussion on these.

MX3084

DISASTER RISK REDUCTION AND MANAGEMENT

**L T P C
3 0 0 0**

COURSE OBJECTIVE

- To impart knowledge on concepts related to disaster, disaster risk reduction, disaster management
- To acquaint with the skills for planning and organizing disaster response

UNIT I HAZARDS, VULNERABILITY AND DISASTER RISKS

9

Definition: Disaster, Hazard, Vulnerability, Resilience, Risks – Types of Disasters: Natural, Human induced, Climate change induced –Earthquake, Landslide, Flood, Drought, Fire etc – Technological disasters- Structural collapse, Industrial accidents, oil spills -Causes, Impacts including social, Economic, political, environmental, health, psychosocial, etc.- Disaster vulnerability profile of India and Tamil Nadu - Global trends in disasters: urban disasters, pandemics, Complex emergencies, - - , Inter relations between Disasters and Sustainable development Goals

UNIT II DISASTER RISK REDUCTION (DRR)

9

Sendai Framework for Disaster Risk Reduction, Disaster cycle - Phases, Culture of safety, prevention, mitigation and preparedness community Based DRR, Structural- nonstructural

measures, Roles and responsibilities of- community, Panchayati Raj Institutions / Urban Local Bodies (PRIs/ULBs), States, Centre, and other stakeholders- Early Warning System – Advisories from Appropriate Agencies.- Relevance of indigenous Knowledge, appropriate technology and Local resources.

UNIT III DISASTER MANAGEMENT

9

Components of Disaster Management – Preparedness of rescue and relief, mitigation, rehabilitation and reconstruction- Disaster Risk Management and post disaster management – Compensation and Insurance- Disaster Management Act (2005) and Policy - Other related policies, plans, programmes and legislation - Institutional Processes and Framework at State and Central Level- (NDMA –SDMA-DDMA-NRDF- Civic Volunteers)

UNIT IV TOOLS AND TECHNOLOGY FOR DISASTER MANAGEMENT

9

Early warning systems -Components of Disaster Relief: Water, Food, Sanitation, Shelter, Health, Waste Management, Institutional arrangements (Mitigation, Response and Preparedness, – Role of GIS and Information Technology Components in Preparedness, Risk Assessment, Response and Recovery Phases of Disaster – Disaster Damage Assessment. - Elements of Climate Resilient Development –Standard operation Procedure for disaster response – Financial planning for disaster Management

UNIT V DISASTER MANAGEMENT: CASE STUDIES

9

Discussion on selected case studies to analyse the potential impacts and actions in the context of disasters-Landslide Hazard Zonation: Earthquake Vulnerability Assessment of Buildings and Infrastructure: Case Studies, Drought Assessment: Case Studies, Coastal Flooding: Storm Surge Assessment, Floods: Fluvial and Pluvial Flooding: Case Studies; Forest Fire: Case Studies, Man Made disasters: Case Studies, Space Based Inputs for Disaster Mitigation and Management and field works related to disaster management.- Field work-Mock drill -

TOTAL : 45 PERIODS

TEXT BOOKS:

- 1 Taimpo (2016), Disaster Management and Preparedness, CRC Publications
- 2 Singh R (2017), Disaster Management Guidelines for earthquakes, Landslides, Avalanches and tsunami, Horizon Press Publications
- 3 Singhal J.P. "Disaster Management", Laxmi Publications, 2010. ISBN-10: 9380386427 ISBN-13: 978-9380386423
- 4 Tushar Bhattacharya, "Disaster Science and Management", McGraw Hill India Education Pvt. Ltd., 2012. **ISBN-10:** 1259007367, **ISBN-13:** 978-1259007361]

REFERENCES

1. Govt. of India: Disaster Management Act, Government of India, New Delhi, 2005.
2. Government of India, National Disaster Management Policy, 2009.
3. Shaw R (2016), Community based Disaster risk reduction, Oxford University Press

COURSE OUTCOME:

CO1: To impart knowledge on the concepts of Disaster, Vulnerability and Disaster Risk reduction (DRR)

CO2: To enhance understanding on Hazards, Vulnerability and Disaster Risk Assessment prevention and risk reduction

CO3: To develop disaster response skills by adopting relevant tools and technology

CO4: Enhance awareness of institutional processes for Disaster response in the country and

CO5: Develop rudimentary ability to respond to their surroundings with potential

Disaster response in areas where they live, with due sensitivity

CO's-PO's & PSO's MAPPING

CO's	PO's												PSO's		
	1	2	3	4	5	6	7	8	9	10	11	12	1	2	3
1	3	3	2	3	-	-	2	2	-	-	2	-	2	-	1
2	3	3	3	3	-	-	2	1	-	-	2	-	2	-	1
3	3	3	3	3	-	-	2	2	-	-	-	-	2	-	1
4	3	3	2	3	-	-	2	1	-	-	2	-	2	-	1
5	3	3	2	3	-	-	2	2	-	-	2	-	3	-	1
AVG	3	3	3	3	-	-	2	2	-	-	2	-	2	-	1

1 - low, 2 - medium, 3 - high, '-' - no correlation

MANDATORY COURSES II

MX3085

WELL-BEING WITH TRADITIONAL PRACTICES-YOGA, AYURVEDA AND SIDDHA

L T P C
3 0 0 0

COURSE OBJECTIVES:

- To enjoy life happily with fun filled new style activities that help to maintain health also
- To adapt a few lifestyle changes that will prevent many health disorders
- To be cool and handbill every emotion very smoothly in every walk of life
- To learn to eat cost effective but healthy foods that are rich in essential nutrients
- To develop immunity naturally that will improve resistance against many health disorders

UNIT I HEALTH AND ITS IMPORTANCE

2+4

Health: Definition - Importance of maintaining health - More importance on prevention than treatment

Ten types of health one has to maintain - Physical health - Mental health - Social health - Financial health - Emotional health - Spiritual health - Intellectual health - Relationship health - Environmental health - Occupational/Professional health.

Present health status - The life expectancy-present status - mortality rate - dreadful diseases - Non-communicable diseases (NCDs) the leading cause of death - 60% - heart disease – cancer – diabetes - chronic pulmonary diseases - risk factors – tobacco – alcohol - unhealthy diet - lack of physical activities.

Types of diseases and disorders - Lifestyle disorders – Obesity – Diabetes - Cardiovascular diseases – Cancer – Strokes – COPD - Arthritis - Mental health issues.

Causes of the above diseases / disorders - Importance of prevention of illness - Takes care of health - Improves quality of life - Reduces absenteeism - Increase satisfaction - Saves time

Simple lifestyle modifications to maintain health - Healthy Eating habits (Balanced diet according to age) Physical Activities (Stretching exercise, aerobics, resisting exercise) - Maintaining BMI-Importance and actions to be taken

UNIT II DIET

4+6

Role of diet in maintaining health - energy one needs to keep active throughout the day - nutrients one needs for growth and repair - helps one to stay strong and healthy - helps to prevent diet-related illness, such as some cancers - keeps active and - helps one to maintain a healthy weight - helps to reduce risk of developing lifestyle disorders like diabetes – arthritis – hypertension – PCOD – infertility – ADHD – sleeplessness -helps to reduce the risk of heart diseases - keeps the teeth and bones strong.

Balanced Diet and its 7 Components - Carbohydrates – Proteins – Fats – Vitamins – Minerals - Fibre and Water.

Food additives and their merits & demerits - Effects of food additives - Types of food additives - Food additives and processed foods - Food additives and their reactions

Definition of BMI and maintaining it with diet

Importance - Consequences of not maintaining BMI - different steps to maintain optimal BM

Common cooking mistakes

Different cooking methods, merits and demerits of each method

UNIT III ROLE OF AYURVEDA & SIDDHA SYSTEMS IN MAINTAINING HEALTH 4+4

AYUSH systems and their role in maintaining health - preventive aspect of AYUSH - AYUSH as a soft therapy.

Secrets of traditional healthy living - Traditional Diet and Nutrition - Regimen of Personal and Social Hygiene - Daily routine (Dinacharya) - Seasonal regimens (Ritucharya) - basic sanitation and healthy living environment - Sadvritta (good conduct) - for conducive social life.

Principles of Siddha & Ayurveda systems - Macrocosm and Microcosm theory - Panchekarana Theory / (Five Element Theory) 96 fundamental Principles - Uyir Thathukkal (Tri-Dosha Theory) - Udal Thathukkal

Prevention of illness with our traditional system of medicine

Primary Prevention - To decrease the number of new cases of a disorder or illness - Health promotion/education, and - Specific protective measures - Secondary Prevention - To lower the rate of established cases of a disorder or illness in the population (prevalence) - Tertiary Prevention - To decrease the amount of disability associated with an existing disorder.

UNIT IV MENTAL WELLNESS

3+4

Emotional health - Definition and types - Three key elements: the subjective experience - the physiological response - the behavioral response - Importance of maintaining emotional health - Role of emotions in daily life -Short term and long term effects of emotional disturbances - Leading a healthy life with emotions - Practices for emotional health - Recognize how thoughts influence emotions - Cultivate positive thoughts - Practice self-compassion - Expressing a full range of emotions.

Stress management - Stress definition - Stress in daily life - How stress affects one's life - Identifying the cause of stress - Symptoms of stress - Managing stress (habits, tools, training, professional help) - Complications of stress mismanagement.

Sleep - Sleep and its importance for mental wellness - Sleep and digestion.

Immunity - Types and importance - Ways to develop immunity

UNIT V YOGA

2+12

Definition and importance of yoga - Types of yoga - How to Choose the Right Kind for individuals according to their age - The Eight Limbs of Yoga - Simple yogasanas for cure and prevention of health disorders - What yoga can bring to our life.

TOTAL : 45 PERIODS

TEXT BOOKS:

1. Nutrition and Dietetics - Ashley Martin, Published by White Word Publications, New York, NY 10001, USA
2. Yoga for Beginners_ 35 Simple Yoga Poses to Calm Your Mind and Strengthen Your Body, by Cory Martin, Copyright © 2015 by Althea Press, Berkeley, California

REFERENCES:

1. WHAT WE KNOW ABOUT EMOTIONAL INTELLIGENCE How It Affects Learning, Work, Relationships, and Our Mental Health, by Moshe Zeidner, Gerald Matthews, and Richard D. Roberts
2. A Bradford Book, The MIT Press, Cambridge, Massachusetts, London, England The Mindful Self-Compassion Workbook, Kristin Neff, Ph.D Christopher Germer, Ph.D, Published by The Guilford Press A Division of Guilford Publications, Inc.370 Seventh Avenue, Suite 1200, New York, NY 10001
1. <https://www.ncbi.nlm.nih.gov/pmc/articles/PMC4799645/>
2. **Simple lifestyle modifications to maintain health**
<https://www.niddk.nih.gov/health-information/diet-nutrition/changing-habits-better-health#:~:text=Make%20your%20new%20healthy%20habit,t%20have%20time%20to%20cook.>
3. **Read more:** <https://www.legit.ng/1163909-classes-food-examples-functions.html>
4. <https://www.yaclass.in/p/science-state-board/class-9/nutrition-and-health-5926>
5. **Benefits of healthy eating** <https://www.cdc.gov/nutrition/resources-publications/benefits-of-healthy-eating.html>
6. **Food additives** <https://www.betterhealth.vic.gov.au/health/conditionsandtreatments/food-additives>
7. **BMI** <https://www.hsph.harvard.edu/nutritionsource/healthy-weight/>
<https://www.who.int/europe/news-room/fact-sheets/item/a-healthy-lifestyle--who-recommendations>
8. **Yoga** <https://www.healthifyme.com/blog/types-of-yoga/>
<https://yogamedicine.com/guide-types-yoga-styles/>
Ayurveda : <https://vikaspedia.in/health/ayush/ayurveda-1/concept-of-healthy-living-in-ayurveda>
9. **Siddha** : http://www.tkdl.res.in/tkdl/langdefault/Siddha/Sid_Siddha_Concepts.asp
10. **CAM** : <https://www.hindawi.com/journals/ecam/2013/376327/>
11. **Preventive** herbs : <https://www.ncbi.nlm.nih.gov/pmc/articles/PMC3847409/>

COURSE OUTCOMES:

After completing the course, the students will be able to:

CO1: Learn the importance of different components of health

CO2: Gain confidence to lead a healthy life

CO3: Learn new techniques to prevent lifestyle health disorders

CO4: Understand the importance of diet and workouts in maintaining health

UNIT-I CONCEPTS AND PERSPECTIVES

Meaning of History

Objectivity, Determinism, Relativism, Causation, Generalization in History; Moral judgment in history
Extent of subjectivity, contrast with physical sciences, interpretation and speculation, causation
verses evidence, concept of historical inevitability, Historical Positivism.

Science and Technology-Meaning, Scope and Importance, Interaction of science, technology &
society, Sources of history on science and technology in India.

UNIT-II HISTORIOGRAPHY OF SCIENCE AND TECHNOLOGY IN INDIA

Introduction to the works of D.D. Kosambi, Dharmapal, Debiprasad Chattopadhyay, Rehman, S. Irfan
Habib, Deepak Kumar, Dhruv Raina, and others.

UNIT-III SCIENCE AND TECHNOLOGY IN ANCIENT INDIA

Technology in pre-historic period

Beginning of agriculture and its impact on technology

Science and Technology during Vedic and Later Vedic times

Science and technology from 1st century AD to C-1200.

UNIT-IV SCIENCE AND TECHNOLOGY IN MEDIEVAL INDIA

Legacy of technology in Medieval India, Interactions with Arabs

Development in medical knowledge, interaction between Unani and Ayurveda and alchemy

Astronomy and Mathematics: interaction with Arabic Sciences

Science and Technology on the eve of British conquest

UNIT-V SCIENCE AND TECHNOLOGY IN COLONIAL INDIA

Science and the Empire

Indian response to Western Science

Growth of techno-scientific institutions

UNIT-VI SCIENCE AND TECHNOLOGY IN A POST-INDEPENDENT INDIA

Science, Technology and Development discourse

Shaping of the Science and Technology Policy

Developments in the field of Science and Technology

Science and technology in globalizing India

Social implications of new technologies like the Information Technology and Biotechnology

TOTAL : 45 PERIODS

Pre-Requisite: None. (Desirable: Universal Human Values 1, Universal Human Values 2)

COURSE OBJECTIVES:

- This course will begin with a short overview of human needs and desires and how different political-economic systems try to fulfill them. In the process, we will end with a critique of different systems and their implementations in the past, with possible future directions.

COURSE TOPICS:

Considerations for humane society, holistic thought, human being's desires, harmony in self, harmony in relationships, society, and nature, societal systems. **(9 lectures, 1 hour each)**

(Refs: A Nagaraj, M K Gandhi, JC Kumarappa)

Capitalism – Free markets, demand-supply, perfect competition, laissez-faire, monopolies, imperialism. Liberal democracy. **(5 lectures)**

(Refs: Adam smith, J S Mill)

Fascism and totalitarianism. World war I and II. Cold war. **(2 lectures)**

Communism – Mode of production, theory of labour, surplus value, class struggle, dialectical materialism, historical materialism, Russian and Chinese models.

(Refs: Marx, Lenin, Mao, M N Roy) **(5 lectures)**

Welfare state. Relation with human desires. Empowered human beings, satisfaction. **(3 lectures)**

Gandhian thought. Swaraj, Decentralized economy & polity, Community. Control over one's lives. Relationship with nature. **(6 lectures)**

(Refs: M K Gandhi, Schumacher, Kumarappa)

Essential elements of Indian civilization. **(3 lectures)**

(Refs: Pt Sundarlal, R C Mazumdar, Dharampal)

Technology as driver of society, Role of education in shaping of society. Future directions. **(4 lectures)** (Refs: Nandkishore Acharya, David Dixon, Levis Mumford)

Conclusion (2 lectures)

Total lectures: 39

Preferred Textbooks: See Reference Books

Reference Books: Authors mentioned along with topics above. Detailed reading list will be provided.

GRADING:

Mid sems	30
End sem	20
Home Assign	10
Term paper	40

TOTAL : 45 PERIODS

COURSE OUTCOME:

- The students will get an understanding of how societies are shaped by philosophy, political and economic system, how they relate to fulfilling human goals & desires with some case studies of how different attempts have been made in the past and how they have fared.

MX3088**STATE, NATION BUILDING AND POLITICS IN INDIA****L T P C****3 0 0 0****COURSE OBJECTIVE:**

The objective of the course is to provide an understanding of the state, how it works through its main organs, primacy of politics and political process, the concept of sovereignty and its changing contours in a globalized world. In the light of this, an attempt will be made to acquaint the students with the main development and legacies of national movement and constitutional development in India, reasons for adopting a Parliamentary-federal system, the broad philosophy of the Constitution of India and the changing nature of Indian Political System. Challenges/ problems and issues concerning national integration and nation-building will also be discussed in the contemporary context with the aim of developing a future vision for a better India.

TOPICS:

Understanding the need and role of State and politics.

Development of Nation-State, sovereignty, sovereignty in a globalized world.

Organs of State – Executive, Legislature, Judiciary. Separation of powers, forms of government-unitary-federal, Presidential-Parliamentary,
The idea of India.

1857 and the national awakening.

1885 Indian National Congress and development of national movement – its legacies. Constitution making and the Constitution of India.

Goals, objective and philosophy.

Why a federal system?

National integration and nation-building.

Challenges of nation-building – State against democracy (Kothari)

New social movements.

The changing nature of Indian Political System, the future scenario.

What can we do?

OUTCOME OF THE COURSE:

It is expected that this course will make students aware of the theoretical aspect of the state, its organs, its operationalization aspect, the background and philosophy behind the founding of the present political system, broad streams and challenges of national integration and nation-building in India. It will equip the students with the real understanding of our political system/ process in correct perspective and make them sit up and think for devising ways for better participation in the system with a view to making the governance and delivery system better for the common man who is often left unheard and unattended in our democratic setup besides generating a lot of dissatisfaction and difficulties for the system.

SUGGESTED READING:

- i. Sunil Khilnani, The Idea of India. Penguin India Ltd., New Delhi.
- ii. Madhav Khosla, The Indian Constitution, Oxford University Press. New Delhi, 2012.
- iii. Brij Kishore Sharma, Introduction to the Indian Constitution, PHI, New Delhi, latest edition.
- iv. Sumantra Bose, Transforming India: Challenges to the World's Largest Democracy, Picador India, 2013.
- v. Atul Kohli, Democracy and Discontent: India's Growing Crisis of Governability, Cambridge University Press, Cambridge, U. K., 1991.
- vi. M. P. Singh and Rekha Saxena, Indian Politics: Contemporary Issues and Concerns, PHI, New Delhi, 2008, latest edition.
- vii. Rajni Kothari, Rethinking Democracy, Orient Longman, New Delhi, 2005.

TOTAL : 45 PERIODS

MX3089

INDUSTRIAL SAFETY

L T P C
3 0 0 0

COURSE OBJECTIVES

- To Understand the Introduction and basic Terminologies safety.
- To enable the students to learn about the Important Statutory Regulations and standards.
- To enable students to Conduct and participate the various Safety activities in the Industry.
- To have knowledge about Workplace Exposures and Hazards.
- To assess the various Hazards and consequences through various Risk Assessment Techniques.

UNIT I SAFETY TERMINOLOGIES

Hazard-Types of Hazard- Risk-Hierarchy of Hazards Control Measures-Lead indicators- lag Indicators-Flammability- Toxicity Time-weighted Average (TWA) - Threshold Limit Value (TLV) - Short Term Exposure Limit (STEL)- Immediately dangerous to life or health (IDLH)- acute and chronic Effects- Routes of Chemical Entry-Personnel Protective Equipment- Health and Safety Policy-Material Safety Data Sheet MSDS

UNIT II STANDARDS AND REGULATIONS

Indian Factories Act-1948- Health- Safety- Hazardous materials and Welfare- ISO 45001:2018 occupational health and safety (OH&S) - Occupational Safety and Health Audit IS14489:1998- Hazard Identification and Risk Analysis- code of practice IS 15656:2006

UNIT III SAFETY ACTIVITIES

Toolbox Talk- Role of safety Committee- Responsibilities of Safety Officers and Safety Representatives- Safety Training and Safety Incentives- Mock Drills- On-site Emergency Action Plan- Off-site Emergency Action Plan- Safety poster and Display- Human Error Assessment

UNIT IV WORKPLACE HEALTH AND SAFETY

Noise hazard- Particulate matter- musculoskeletal disorder improper sitting posture and lifting Ergonomics RULE & REBA- Unsafe act & Unsafe Condition- Electrical Hazards- Crane Safety- Toxic gas Release

UNIT V HAZARD IDENTIFICATION TECHNIQUES

Job Safety Analysis-Preliminary Hazard Analysis-Failure mode and Effects Analysis- Hazard and Operability- Fault Tree Analysis- Event Tree Analysis Qualitative and Quantitative Risk Assessment- Checklist Analysis- Root cause analysis- What-If Analysis- and Hazard Identification and Risk Assessment

TOTAL : 45 PERIODS

COURSE OUTCOMES:

Course outcomes on completion of this course the student will be able:

CO1: Understand the basic concept of safety.

CO2: Obtain knowledge of Statutory Regulations and standards.

CO3: Know about the safety Activities of the Working Place.

CO4: Analyze on the impact of Occupational Exposures and their Remedies

CO5: Obtain knowledge of Risk Assessment Techniques.

TEXTBOOKS

1. R.K. Jain and Prof. Sunil S. Rao Industrial Safety, Health and Environment Management Systems KHANNA PUBLISHER
2. L. M. Deshmukh Industrial Safety Management: Hazard Identification and Risk Control McGraw-Hill Education

REFERENCES

1. Frank Lees (2012) 'Lees' Loss Prevention in Process Industries. Butterworth-Heinemann publications, UK, 4th Edition.
2. John Ridley & John Channing (2008) Safety at Work: Routledge, 7th Edition.
3. Dan Petersen (2003) Techniques of Safety Management: A System Approach.
4. Alan Waring. (1996). Safety management system: Chapman & Hall, England
5. Society of Safety Engineers, USA

ONLINE RESOURCES

ISO 45001:2018 occupational health and safety (OH&S) International Organization for Standardization <https://www.iso.org/standard/63787.html>

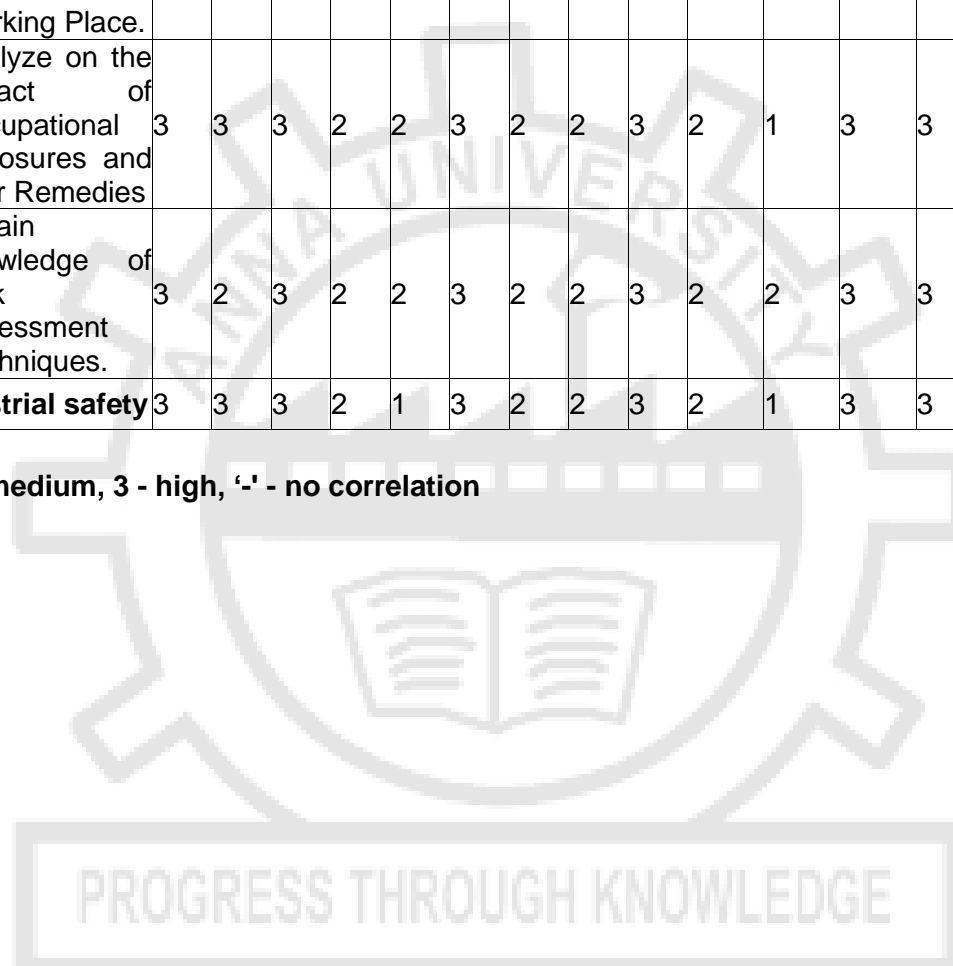
Indian Standard code of practice on occupational safety and health audit <https://law.resource.org/pub/in/bis/S02/is.14489.1998.pdf>

Indian Standard code of practice on Hazard Identification and Risk Analysis IS 15656:2006 <https://law.resource.org/pub/in/bis/S02/is.15656.2006.pdf>

CO's-PO's & PSO's MAPPING

Course Outcomes	Statement	Program Outcome														
		PO1	PO2	PO3	PO4	PO5	PO6	PO7	PO8	PO9	PO10	PO11	PO12	PSO1	PSO2	PSO3
CO1	Understand the basic concept of safety.	3	3	3	1	1	3	2	2	3	3	1	3	3	3	3
CO2	Obtain knowledge of Statutory Regulations and standards.	2	3	2	2	1	3	2	3	3	2	1	3	3	3	3
CO3	Know about the safety Activities of the Working Place.	2	2	2	2	1	2	2	2	3	2	1	2	3	3	3
CO4	Analyze on the impact of Occupational Exposures and their Remedies	3	3	3	2	2	3	2	2	3	2	1	3	3	3	3
CO5	Obtain knowledge of Risk Assessment Techniques.	3	2	3	2	2	3	2	2	3	2	2	3	3	3	3
Industrial safety		3	3	3	2	1	3	2	2	3	2	1	3	3	3	3

1 - low, 2 - medium, 3 - high, '-' - no correlation



OPEN ELECTIVE I

OAS351

SPACE SCIENCE

L T P C
3 0 0 3

COURSE OBJECTIVES:

- To outline the space environment and their effects.
- To extend the origin of universe and development.
- To classify the galaxies and their evolution.
- To interpret the variable stars in the galaxies.
- To explain theory of formation of our solar system.

UNIT I INTRODUCTION 9

Introduction to space science and applications – historical development – Space Environment- Vacuum and its Effects, Plasma & Radiation Environments and their Effects, Debris Environment and its Effects - Newton's Law of gravitation – Fundamental Physical Principles.

UNIT II ORIGIN OF UNIVERSE 9

Early history of the universe – Big-Bang and Hubble expansion model of the universe – cosmic microwave background radiation – dark matter and dark energy.

UNIT III GALAXIES 7

Galaxies, their evolution and origin – active galaxies and quasars – Galactic rotation – Stellar populations – galactic magnetic field and cosmic rays.

UNIT IV STARS 10

Stellar spectra and structure – stellar evolution – Nucleo-synthesis and formation of elements – Classification of stars – Harvard classification system – Hertzsprung-Russel diagram – Luminosity of star – variable stars – composite stars (white dwarfs, Neutron stars, black hole, star clusters, supernova and binary stars) – Chandrasekhar limit.

UNIT V SOLAR SYSTEM 10

Nebular theory of formation of our Solar System – Solar wind and nuclear reaction as the source of energy – Sun and Planets: Brief description about shape size – period of rotation about axis and period of revolution – distance of planets from sun – Bode's law – Kepler's Laws of planetary motion – Newton's deductions from Kepler's Laws – correction of Kepler's third law – determination of mass of earth – determination of mass of planets with respect to earth – Brief description of Asteroids – Satellites and Comets.

TOTAL: 45 PERIODS

COURSE OUTCOMES:

On successful completion of this course, the student will be able to

CO1: Obtain a broad, basic knowledge of the space sciences.

CO2: Explain the scientific concepts such as evolution by means of natural selection, age of the Earth and solar system and the Big-Bang.

CO3: Describe the main features and formation theories of the various types of observed galaxies, in particular the Milky Way.

CO4: Explain stellar evolution, including red giants, supernovas, neutron stars, pulsars, white dwarfs and black holes, using evidence and presently accepted theories;

CO5: Describe the presently accepted formation theories of the solar system based upon observational and physical constraints;

TEXT BOOKS:

1. Hess W., "Introduction to Space Science", Gordon & Breach Science Pub; Revised Ed., 1968.
2. Krishnaswami K. S., "Astrophysics: A modern Perspective", New Age International, 2006.

REFERENCES:

1. Arnab Rai Choudhuri, "Astrophysics for Physicists", Cambridge University Press, New York, 2010.
2. Krishnaswami K. S., "Understanding cosmic Panorama", New Age International, 2008.

OIE351**INTRODUCTION TO INDUSTRIAL ENGINEERING****L T P C
3 0 0 3****COURSE OBJECTIVES:**

The objective of this course is to provide foundation in Industrial Engineering in order to enable the students to make significant contributions for improvements in diverse organizations.

- Explain the concepts productivity and productivity measurement approaches.
- Explain the basic principles in facilities planning and plant location.
- Apply work study and ergonomic principles to design workplaces for the improvement of human performance
- Impart knowledge to design and implement Statistical Process control in any industry.
- Recognize the concept of Production and Operations Management in creating and enhancing a firm's competitive advantages

UNIT I INTRODUCTION**9**

Concepts of Industrial Engineering – History and development of Industrial Engineering – Roles of Industrial Engineer – Applications of Industrial Engineering – Production Management Vs Industrial Engineering – Production System – Input Output Model – Productivity – Factors affecting Productivity – Increasing Productivity of resources – Kinds of Productivity measures.

UNIT II PLANT LOCATION AND LAYOUT**9**

Factors affecting Plant location – COURSE OBJECTIVES of Plant Layout – Principles of Plant Layout – Types of Plant Layout – Methods of Plant and Facility Layout – Storage Space requirements – Plant Layout procedure – Line Balancing methods.

UNIT III WORK SYSTEM DESIGN & ERGONOMICS**9**

Need – COURSE OBJECTIVES – Method Study procedure – Principles of Motion Economy – Work

Measurement procedures – Time Study – Work sampling- Ergonomics and its areas of application in the work system - Physical work load and energy expenditure, Anthropometry – measures – design procedure, Work postures-sitting, standing.

UNIT IV STATISTICAL QUALITY CONTROL**9**

Definition and Concepts – Fundamentals – Control Charts for variables – Control Charts for attributes – Acceptance Sampling- O.C curve – Single sampling plan- Double sampling plan.

UNIT V PRODUCTION PLANNING AND CONTROL**9**

Forecasting – Qualitative and Quantitative forecasting techniques – Types of production – Process planning – Economic Batch Quantity– Loading – Scheduling and control of production – Dispatching–Progress control.

COURSE OUTCOMES:

At the end of the course, Students will be able to

CO1: Ability To define the concepts of productivity and productivity measurement approaches.

CO2: Ability to evaluate appropriate location models for various facility types and design various facility layouts

CO3: Ability To conduct a method study and time study to improve the efficiency of the system.

CO4: Ability to Control the quality of processes using control charts in manufacturing/service industries.

CO5: Ability to define the Planning strategies and Material Requirement Plan.

CO's- PO's & PSO's MAPPING

CO's	PO's												PSO's			
	1	2	3	4	5	6	7	8	9	10	11	12	1	2	3	
1	2											1		1		
2	2	2	3	2												
3	2	2	2	1	1			2				1	2			
4	2	2	3	1	1											
5	1	2	2									1				3
AVg.	2.2	2	2.5	1.3	1			2				1	1	2	1	3

1 - low, 2 - medium, 3 - high, '-' - no correlation

TEXT BOOK:

1. O.P.Khanna, 2010, Industrial Engineering and Management, Dhanpat Rai Publications.

REFERENCES:

1. Ravi Shankar, 2009, Industrial Engineering and Management, Galgotia Publications & Private Limited.
2. Martand Telsang, 2006, Industrial Engineering and Production Management, S. Chand and Company

OBT351

FOOD, NUTRITION AND HEALTH

**L T P C
3 0 0 3**

COURSE OBJECTIVES:

- Build knowledge and an overview on general aspects of nutrition and health.
- Distinguish the nutritive value of various food items, BMI calculation differentiating super junk, and functional foods in the market.
- To Solve the real-world problems based on nutrition and health

UNIT-I FOOD AND MICROBIOLOGY OF HEALTH:

9

Food resources (plant, animal, microbes); Overview of current production systems; constraints and necessity of novel strategies. Functional and "Super" Foods - role in optimal nutrition. Sugar, protein and fat substitutes. Food and behaviour- physiological disturbances in alcoholism, drug abuse and smoking. Food Related Laws: Inspection – Microbial Indicators of product quality – Indicators of food safety – 229 Microbiological safety of foods - control strategies – Hazard Analysis Critical Point System (HACCP concept)- Microbiological criteria.

COURSE OBJECTIVE:

- To impart the knowledge and skills to identify, assess and mitigate the environmental and social impacts of developmental projects

UNIT I INTRODUCTION**9**

Impacts of Development on Environment – Rio Principles of Sustainable Development- Environmental Impact Assessment (EIA) – Objectives – Historical development – EIA Types – EIA in project cycle –EIA Notification and Legal Framework–Stakeholders and their Role in EIA– Selection & Registration Criteria for EIA Consultants

UNIT II ENVIRONMENTAL ASSESSMENT**9**

Screening and Scoping in EIA – Drafting of Terms of Reference, Baseline monitoring, Prediction and Assessment of Impact on land, water, air, noise and energy, flora and fauna - Matrices – Networks – Checklist Methods - Mathematical models for Impact prediction – Analysis of alternatives

UNIT III ENVIRONMENTAL MANAGEMENT PLAN**9**

Plan for mitigation of adverse impact on water, air and land, water, energy, flora and fauna – Environmental Monitoring Plan – EIA Report Preparation – Review of EIA Reports – Public Hearing-Environmental Clearance Post Project Monitoring

UNIT IV SOCIO ECONOMIC ASSESSMENT**9**

Baseline monitoring of Socio economic environment – Identification of Project Affected Personal – Rehabilitation and Resettlement Plan- Economic valuation of Environmental impacts – Cost benefit Analysis-

UNIT V CASE STUDIES**9**

EIA case studies pertaining to Infrastructure Projects – Real Estate Development - Roads and Bridges – Mass Rapid Transport Systems - Ports and Harbor – Airports - Dams and Irrigation projects - Power plants – CETPs- Waste Processing and Disposal facilities – Mining Projects.

TOTAL: 45 PERIODS**COURSE OUTCOMES:**

The students completing the course will have ability to

CO1: carry out scoping and screening of developmental projects for environmental and social assessments

CO2: explain different methodologies for environmental impact prediction and assessment

CO3: plan environmental impact assessments and environmental management plans

CO4: evaluate environmental impact assessment reports

TEXTBOOKS:

- Canter, R.L, "Environmental impact Assessment ", 2nd Edition, McGraw Hill Inc, New Delhi, 1995.
- Lohani, B., J.W. Evans, H. Ludwig, R.R. Everitt, Richard A. Carpenter, and S.L. Tu, "Environmental Impact Assessment for Developing Countries in Asia", Volume 1 – Overview, Asian Development Bank, 1997.
- Peter Morris, Riki Therivel "Methods of Environmental Impact Assessment", Routledge Publishers, 2009.

REFERENCES:

1. Becker H. A., Frank Vanclay, "The International handbook of social impact assessment" conceptual and methodological advances, Edward Elgar Publishing, 2003.
2. Barry Sadler and Mary McCabe, "Environmental Impact Assessment Training Resource Manual", United Nations Environment Programme, 2002.
3. Judith Petts, "Handbook of Environmental Impact Assessment Vol. I and II", Blackwell Science New York, 1998.
4. Ministry of Environment and Forests EIA Notification and Sectoral Guides, Government of India, New Delhi, 2010.

OEE351

RENEWABLE ENERGY SYSTEM

L T P C

3 0 0 3

COURSE OBJECTIVES:

- To Provide knowledge about various renewable energy technologies
- To enable students to understand and design a PV system.
- To provide knowledge about wind energy system.
- To Provide knowledge about various possible hybrid energy systems
- To gain knowledge about application of various renewable energy technologies

UNIT I INTRODUCTION

9

Primary energy sources, renewable vs. non-renewable primary energy sources, renewable energy resources in India, Current usage of renewable energy sources in India, future potential of renewable energy in power production and development of renewable energy technologies.

UNIT II SOLAR ENERGY

9

Solar Radiation and its measurements, Solar Thermal Energy Conversion from plate Solar Collectors, Concentrating Collectors and its Types, Efficiency and performance of collectors,. Direct Solar Electricity Conversion from Photovoltaic, types of solar cells and its application of battery charger, domestic lighting, street lighting, and water pumping, power generation schemes. Recent Advances in PV Applications: Building Integrated PV, Grid Connected PV Systems,

UNIT III WIND ENERGY

9

Wind energy principles, wind site and its resource assessment, wind assessment, Factors influencing wind, wind turbine components, wind energy conversion systems (WECS), Classification of WECS devices, wind electric generating and control systems, characteristics and applications.

UNIT IV BIO-ENERGY

9

Energy from biomass, Principle of biomass conversion technologies/process and their classification, Bio gas generation, types of biogas plants, selection of site for biogas plant, classification of biogas plants, Advantage and disadvantages of biogas generation, thermal gasification of biomass, biomass gasifies, Application of biomass and biogas plants and their economics.

UNIT V OTHER TYPES OF ENERGY

9

Energy conversion from Hydrogen and Fuel cells, Geo thermal energy Resources, types of wells, methods of harnessing the energy, potential in India. OTEC, Principles utilization, setting of OTEC plants, thermodynamic cycles. Tidal and wave energy: Potential and conversion techniques, mini-hydel power plants and their economics.

TOTAL: 45 PERIODS

COURSE OUTCOMES:

At the end of the course students will be able to:

CO1: Attained knowledge about various renewable energy technologies

CO2: Ability to understand and design a PV system.

CO3: Understand the concept of various wind energy system.

CO4: Gained knowledge about various possible hybrid energy systems

CO5: Attained knowledge about various application of renewable energy technologies

REFERENCES

1. Twidell & Wier, 'Renewable Energy Resources' CRC Press(Taylor & Francis).
2. Tiwari and Ghosal/ Narosa, 'Renewable energy resources'.
3. D.P.Kothari, K.C.Singhal, 'Renewable energy sources and emerging technologies', P.H.I.
4. D.S.Chauhan, S.K. Srivastava, 'Non – Conventional Energy Resources', New Age Publishers, 2006.
5. B.H.Khan, 'Non – Conventional Energy Resources', Tata Mc Graw Hill, 2006.

CO's-PO's & PSO's MAPPING

	PO1	PO2	PO3	PO4	PO5	PO6	PO7	PO8	PO9	PO10	PO11	PO12	PSO1	PSO2	PSO3
CO1	3	-	-	-	-	-	-	-	-	-	-	2	3	3	3
CO2	3	2	-	-	-	-	-	-	-	-	-	2	3	3	3
CO3	3	2	-	-	-	-	-	-	-	-	-	2	3	3	3
CO4	3	2	-	-	-	-	-	-	-	-	-	2	3	3	3
CO5	3	2	-	-	-	-	-	-	-	-	-	2	3	3	3
Avg.	3	2	-	-	-	-	-	-	-	-	-	2	3	3	3

1 - low, 2 - medium, 3 - high, '-' - no correlation

OEI351 INTRODUCTION TO INDUSTRIAL INSTRUMENTATION AND CONTROL
L T P C
3 0 0 3

COURSE OBJECTIVES:

- To introduce common unit operations carried out in process industries.
- To impart knowledge about the important unit operations taking place in process industries.
- To prepare them to take up a case study on selected process industries like petrochemical industry, power plant industry and paper & pulp industry to make the students understand the different measurement and control techniques for important processes.
- Facilitate the students to apply knowledge to select appropriate measurement technique and control strategy for a given process.

UNIT - I COMMON UNIT OPERATIONS IN PROCESS INDUSTRIES - I 9

Unit Operation, Measurement and Control:-Transport of solid, liquid and gases - Evaporators – Crystallizers-Dryers.

UNIT -II COMMON UNIT OPERATIONS IN PROCESS INDUSTRIES -II 9

Unit Operation, Measurement and Control: - Distillation – Refrigeration processes – Chemical reactors.

UNIT - III PROCESS MEASUREMENT AND CONTROL IN PETROCHEMICAL INDUSTRY 9

Process flow diagram of Petro Chemical Industry - Gas oil separation in production platform – wet gas processing – Fractionation Column – Catalytic Cracking unit – Catalytic reforming unit

UNIT - IV PROCESS MEASUREMENT AND CONTROL IN THERMAL POWER PLANT INDUSTRY 9

Process flow diagram of Coal fired thermal Power Plant– Coal pulverizer - Deaerator – Boiler drum - Superheater – Turbines.

UNIT - V PROCESS MEASUREMENT AND CONTROL IN PAPER & PULP INDUSTRY 9

Process flow diagram of paper and pulp industry – Batch digester – Continuous sulphated digester – Control problems on the paper machine.

TOTAL: 45 PERIODS

SKILL DEVELOPMENT ACTIVITIES (Group Seminar/Mini Project/Assignment/Content Preparation / Quiz/ Surprise Test / Solving GATE questions/ etc) 5

- Study the characteristics of various processing units involved in chemical plant.
- Develop the process model by using predefined unit operations (e.g. mixing, distillation, heating) from the library of any process simulator.
- Analyse the functioning of each processing units with help of virtual unit operations packages.
- Perform a physical property analysis using simulation packages
- Implement distillation column analysis using simulation software.
- Create process flow models and diagrams

COURSE OUTCOMES:

Students able to

- CO1** understand common unit operations in process industries. L2
- CO2** Identify the dynamics of important unit operations in petro chemical industry. L2
- CO3** develop understanding of important processes taking place selected case studies namely petrochemical industry, power plant industry and paper & pulp industry. L5
- CO4** Select appropriate measurement techniques for selective processes. L5
- CO5** Develop controller structure based on the process knowledge. L5
- CO6** Analyze the operation and challenges in integrated industrial processes. L4

TEXT BOOKS:

1. Balchen ,J.G., and Mumme, K.J., “ Process Control structures and applications”, Van Nostrand Reinhold Co., New York, 1988
2. Warren L. McCabe, Julian C. Smith and Peter Harriot, “Unit Operations of Chemical Engineering”, McGraw-Hill International Edition, New York, Sixth Edition, 2001.

REFERENCES:

1. Liptak B.G., “Instrument and Automation Engineers' Handbook: Process Measurement and Analysis”, Fifth Edition, CRC Press, 2016.
2. James R.couper, Roy Penny, W., James R.Fair and Stanley M.Walas, “Chemical Process Equipment: Selection and Design”, Gulf Professional Publishing, 2010.
3. Austin G.T and Shreeves, A.G.T., “Chemical Process Industries”, McGraw–Hill International student, Singapore, 1985.

- Luyben W.C., "Process Modeling, Simulation and Control for Chemical Engineers", McGraw-Hill International edition, USA, 1989.
- K. Krishnaswamy, Process Control, new age publishers , 2009.

List of Open Source Software/ Learning website:

- <https://www.aspentech.com/en>
- <http://avtechscientific.com/>
- <https://www.chemstations.com/CHEMCAD/>
- <https://www.prosim.net/en/product/prosimplus-steady-state-simulation-and-optimization-of-processes/>
- <https://www.cocosimulator.org/>
- <https://dwsim.fossee.in/>

CO's-PO's & PSO's MAPPING

PO,PS O CO	PO 01	PO 02	PO 03	PO 04	PO 05	PO 06	PO 07	PO 08	PO 09	PO 10	PO 11	PO 12	PS O 1	PS O 2	PS O 3
CO1	3	3	1					1		1					
CO2	3	3	1					1		1	2				2
CO3	3	3	1					1		1					
CO4	3	3	1	3	3			1		1			3	3	
CO5	3	3	3			3		1		1			3	3	3
CO6	3	3	2	3	2	1	2	1		2	1	1			2
Avg	3	3	1.5	3	2.5	2	2	1		1.16	1.5	1	3	3	2.3 3

1- low, 2-medium, 3-high, '-'- no correlation

OMA351

GRAPH THEORY

L T P C
3 0 0 3

COURSE OBJECTIVES

- To understand the graph models and basic concepts of graphs.
- To study the characterization and properties of trees and graph connectivity.
- To provide an exposure to the Eulerian and Hamiltonian graphs.
- To introduce Graph colouring and explain its significance.
- To provide an understanding of Optimization Graph Algorithms.

UNIT I INTRODUCTION TO GRAPHS

9

Graphs and Graph Models – Connected graphs – Common classes of graphs – Multi graphs and Digraphs – Degree of a vertex – Degree Sequence – Graphs and Matrices – Isomorphism of graphs.

UNIT I TREES AND CONNECTIVITY

9

Bridges – Trees – Characterization and properties of trees – Cut vertices – Connectivity.

UNIT III TRAVERSABILITY**9**

Eulerian graphs – Characterization of Eulerian graphs – Hamiltonian graphs – Necessary condition for Hamiltonian graphs – Sufficient condition for Hamiltonian graphs.

UNIT IV PLANARITY AND COLOURING**9**

Planar Graphs – The Euler Identity – Non planar Graphs – Vertex Colouring – Lower and Upper bounds of chromatic number.

UNIT V OPTIMIZATION GRAPH ALGORITHMS**9**

Dijkstra's shortest path algorithm – Kruskal's and Prim's minimum spanning tree algorithms – Transport Network – The Max-Flow Min-Cut Theorem – The Labeling Procedure – Maximum flow problem.

TOTAL: 45 PERIODS**COURSE OUTCOMES**

At the end of this course, the student will be able to

CO1:Apply graph models for solving real world problem.

CO2:Understand the importance the natural applications of trees and graph connectivity.

CO3:Understand the characterization study of Eulerian graphs and Hamiltonian graphs.

CO4:Apply the graph colouring concepts in partitioning problems.

CO5:Apply the standard optimization graph algorithms in solving application problems.

TEXT BOOKS

1. Gary Chartrand and Ping Zhang, "Introduction to Graph Theory", Tata McGraw – Hill companies Inc., New York, 2006.
2. Ralph P. Grimaldi, "Discrete and Combinatorial Mathematics, An applied introduction" Fifth edition, Pearson Education, Inc, Singapore, 2004.

REFERENCES

1. Balakrishnan R. and Ranganathan K., "A Text Book of Graph Theory", Springer – Verlag, New York, 2012.
2. Douglas B. West, "Introduction to Graph Theory", Pearson, Second Edition, New York, 2018.

CO's-PO's & PSO's MAPPING

	PO01	PO02	PO03	PO04	PO05	PO06	PO07	PO08	PO09	PO10	PO11	PO12	PSO1	PSO2	PSO3
CO1	3	3	3												
CO2		2	2		2										
CO3		2	2	2						2					
CO4	2	2	2												
CO5		3	2		2					3					
CO6															

1 - low, 2 - medium, 3 - high, '-' - no correlation

CCS355**NEURAL NETWORKS AND DEEP LEARNING****L T P C****2 0 2 3****COURSE OBJECTIVES:**

- To understand the basics in deep neural networks
- To understand the basics of associative memory and unsupervised learning networks

- To apply CNN architectures of deep neural networks
- To analyze the key computations underlying deep learning, then use them to build and train deep neural networks for various tasks.
- To apply autoencoders and generative models for suitable applications.

UNIT I INTRODUCTION 6

Neural Networks-Application Scope of Neural Networks-Artificial Neural Network: An Introduction-Evolution of Neural Networks-Basic Models of Artificial Neural Network- Important Terminologies of ANNs-Supervised Learning Network.

UNIT II ASSOCIATIVE MEMORY AND UNSUPERVISED LEARNING NETWORKS 6

Training Algorithms for Pattern Association-Autoassociative Memory Network-Heteroassociative Memory Network-Bidirectional Associative Memory (BAM)-Hopfield Networks-Iterative Autoassociative Memory Networks-Temporal Associative Memory Network-Fixed Weight Competitive Nets-Kohonen Self-Organizing Feature Maps-Learning Vector Quantization-Counter propagation Networks-Adaptive Resonance Theory Network.

UNIT III THIRD-GENERATION NEURAL NETWORKS 6

Spiking Neural Networks-Convolutional Neural Networks-Deep Learning Neural Networks-Extreme Learning Machine Model-Convolutional Neural Networks: The Convolution Operation – Motivation – Pooling – Variants of the basic Convolution Function – Structured Outputs – Data Types – Efficient Convolution Algorithms – Neuroscientific Basis – Applications: Computer Vision, Image Generation, Image Compression.

UNIT IV DEEP FEEDFORWARD NETWORKS 6

History of Deep Learning- A Probabilistic Theory of Deep Learning- Gradient Learning – Chain Rule and Backpropagation - Regularization: Dataset Augmentation – Noise Robustness -Early Stopping, Bagging and Dropout - batch normalization- VC Dimension and Neural Nets.

UNIT V RECURRENT NEURAL NETWORKS 6

Recurrent Neural Networks: Introduction – Recursive Neural Networks – Bidirectional RNNs – Deep Recurrent Networks – Applications: Image Generation, Image Compression, Natural Language Processing. Complete Auto encoder, Regularized Autoencoder, Stochastic Encoders and Decoders, Contractive Encoders.

30 PERIODS

LAB EXPERIMENTS:

1. Implement simple vector addition in TensorFlow.
2. Implement a regression model in Keras.
3. Implement a perceptron in TensorFlow/Keras Environment.
4. Implement a Feed-Forward Network in TensorFlow/Keras.
5. Implement an Image Classifier using CNN in TensorFlow/Keras.
6. Improve the Deep learning model by fine tuning hyper parameters.
7. Implement a Transfer Learning concept in Image Classification.
8. Using a pre trained model on Keras for Transfer Learning
9. Perform Sentiment Analysis using RNN
10. Implement an LSTM based Autoencoder in TensorFlow/Keras.
11. Image generation using GAN

Additional Experiments:

12. Train a Deep learning model to classify a given image using pre trained model
13. Recommendation system from sales data using Deep Learning
14. Implement Object Detection using CNN
15. Implement any simple Reinforcement Algorithm for an NLP problem

30 PERIODS
TOTAL:60 PERIODS

COURSE OUTCOMES:

At the end of this course, the students will be able to:

CO1: Apply Convolution Neural Network for image processing.

CO2: Understand the basics of associative memory and unsupervised learning networks.

CO3: Apply CNN and its variants for suitable applications.

CO4: Analyze the key computations underlying deep learning and use them to build and train deep neural networks for various tasks.

CO5: Apply autoencoders and generative models for suitable applications.

TEXT BOOKS:

1. Ian Goodfellow, Yoshua Bengio, Aaron Courville, "Deep Learning", MIT Press, 2016.
2. Francois Chollet, "Deep Learning with Python", Second Edition, Manning Publications, 2021.

REFERENCES:

1. Aurélien Géron, "Hands-On Machine Learning with Scikit-Learn and TensorFlow", Oreilly, 2018.
2. Josh Patterson, Adam Gibson, "Deep Learning: A Practitioner's Approach", O'Reilly Media, 2017.
3. Charu C. Aggarwal, "Neural Networks and Deep Learning: A Textbook", Springer International Publishing, 1st Edition, 2018.
4. Learn Keras for Deep Neural Networks, Jojo Moolayil, Apress,2018
5. Deep Learning Projects Using TensorFlow 2, Vinita Silaparasetty, Apress, 2020
6. Deep Learning with Python, FRANÇOIS CHOLLET, MANNING SHELTER ISLAND,2017.
7. S Rajasekaran, G A Vijayalakshmi Pai, "Neural Networks, FuzzyLogic and Genetic Algorithm, Synthesis and Applications", PHI Learning, 2017.
8. Pro Deep Learning with TensorFlow, Santanu Pattanayak, Apress,2017
9. James A Freeman, David M S Kapura, "Neural Networks Algorithms, Applications, and Programming Techniques", Addison Wesley, 2003.

CO's- PO's & PSO's MAPPING

CO's	PO's												PSO's		
	1	2	3	4	5	6	7	8	9	10	11	12	1	2	3
1	3	2	3	2	3	1	-	-	2	1	-	-	2	2	1
2	3	1	2	1	-	-	-	-	-	1	2	2	-	1	-
3	3	3	3	3	3	1	-	-	2	1	-	-	2	2	1
4	3	3	3	3	3	-	-	-	2	-	2	3	2	2	2
5	1	1	3	2	3	-	-	-	2	-	-	-	1	1	-
AVg.	2.6	2	2.8	2.2	2.4	0.4	0	0	1.6	0.6	0.8	1	1.4	1.6	0.8

1 - low, 2 - medium, 3 - high, '-' - no correlation

COURSE OBJECTIVES:

- The primary objective of this module is to examine and explore the role and importance of digital marketing in today's rapidly changing business environment.
- It also focuses on how digital marketing can be utilized by organizations and how its effectiveness can be measured.

UNIT I INTRODUCTION TO ONLINE MARKET 6

Online Market space- Digital Marketing Strategy- Components - Opportunities for building Brand Website - Planning and Creation - Content Marketing.

UNIT II SEARCH ENGINE OPTIMISATION 6

Search Engine optimisation - Keyword Strategy- SEO Strategy - SEO success factors -On-Page Techniques - Off-Page Techniques. Search Engine Marketing- How Search Engine works- SEM components- PPC advertising -Display Advertisement

UNIT III E- MAIL MARKETING 6

E- Mail Marketing - Types of E- Mail Marketing - Email Automation - Lead Generation - Integrating Email with Social Media and Mobile- Measuring and maximizing email campaign effectiveness. Mobile Marketing- Mobile Inventory/channels- Location based; Context based; Coupons and offers, Mobile Apps, Mobile Commerce, SMS Campaigns-Profiling and targeting

UNIT IV SOCIAL MEDIA MARKETING 6

Social Media Marketing - Social Media Channels- Leveraging Social media for brand conversations and buzz. Successful /benchmark Social media campaigns. Engagement Marketing- Building Customer relationships - Creating Loyalty drivers - Influencer Marketing.

UNIT V DIGITAL TRANSFORMATION 6

Digital Transformation & Channel Attribution- Analytics- Ad-words, Email, Mobile, Social Media, Web Analytics - Changing your strategy based on analysis- Recent trends in Digital marketing.

30 PERIODS**PRACTICAL EXERCISES:****30 PERIODS**

1. Subscribe to a weekly/quarterly newsletter and analyze how its content and structure aid with the branding of the company and how it aids its potential customer segments.
2. Perform keyword search for a skincare hospital website based on search volume and competition using Google keyword planner tool.
3. Demonstrate how to use the Google WebMasters Indexing API
4. Discuss an interesting case study regarding how an insurance company manages leads.
5. Discuss negative and positive impacts and ethical implications of using social media for political advertising.
6. Discuss how Predictive analytics is impacting marketing automation

COURSE OUTCOMES:

CO1: To examine and explore the role and importance of digital marketing in today's rapidly changing business environment..

CO2: To focuses on how digital marketing can be utilized by organizations and how its effectiveness can be measured.

CO3: To know the key elements of a digital marketing strategy.

CO4: To study how the effectiveness of a digital marketing campaign can be measured

CO5: To demonstrate advanced practical skills in common digital marketing tools such as SEO, SEM, Social media and Blogs.

TOTAL:60 PERIODS

TEXT BOOKS

1. Fundamentals of Digital Marketing by Puneet Singh Bhatia;Publisher: Pearson Education;
2. First edition (July 2017);ISBN-10: 933258737X;ISBN-13: 978-9332587373.
3. Digital Marketing by Vandana Ahuja ;Publisher: Oxford University Press (April 2015). ISBN-10: 0199455449
4. Marketing 4.0: Moving from Traditional to Digital by Philip Kotler;Publisher: Wiley; 1st edition (April 2017); ISBN10: 9788126566938;ISBN 13: 9788126566938;ASIN: 8126566930.
5. Ryan, D. (2014). Understanding Digital Marketing: Marketing Strategies for Engaging the Digital Generation, Kogan Page Limited..
6. Barker, Barker, Bormann and Neher(2017), Social Media Marketing: A Strategic Approach, 2E South-Western ,Cengage Learning.
7. Pulizzi,J Beginner's Guide to Digital Marketing , Mcgraw Hill Education

CO's- PO's & PSO's MAPPING

CO's	PO's												PSO's		
	1	2	3	4	5	6	7	8	9	10	11	12	1	2	3
1	3	3	2	1	3	-	-	-	1	2	3	3	3	3	3
2	2	2	2	1	3	-	-	-	1	2	3	3	3	3	3
3	1	1	1	2	2	-	-	-	1	2	1	1	3	2	1
4	3	2	2	3	1	-	-	-	1	3	2	3	2	3	2
5	2	3	1	3	3	-	-	-	2	3	1	2	1	2	1
AVg.	2.2	2.2	1.6	2	2.4	-	-	-	1.2	2.4	2	2.4	2.4	2.6	2

1 - low, 2 - medium, 3 - high, '-' - no correlation

OPEN ELECTIVE II

OIE352

RESOURCE MANAGEMENT TECHNIQUES

**L T P C
3 0 0 3**

COURSE OBJECTIVES:

- Learn to formulate linear programming problems and solve LPP using simple algorithm
- Learn to solve networking problems
- Learn to formulate and solve integer programming problems
- Learn to solve Non Linear programming problems
- Learn to understand and solve project management problems

UNIT I LINEAR PROGRAMMING

9

Principal components of decision problem – Modeling phases – LP formulation and graphic solution – Resource allocation problems – simplex method – sensitivity analysis.

UNIT II DUALITY AND NETWORKS

9

Definition of dual problems – primal – Dual relationships – Dual simplex method –post optimality analysis – Transportation and assignment model – Shortest route problem.

UNIT III INTEGER PROGRAMMING **9**

Cutting plan algorithm – Branch and bound methods, Multistage (Dynamic) programming.

UNIT IV CLASSICAL OPTIMISATION THEROY: **9**

Unconstrained external problems, Newton – Ralphson method – Equality constraints – Jacobean methods – Lagrangian method – Kuhn – Tucker conditions – Simple problems.

UNIT V OBJECT SCHEDULOING: **9**

Network diagram representation – Critical path method – Time charts and resource leveling – PERT.

TOTAL: 45 PERIODS**COURSE OUTCOMES:**

Upon Completion of the course, the students should be able to:

CO1 : Understand to formulate linear programming problems and solve LPP using simple algorithm**CO2** : Understand to solve networking problems**CO3** : Understand to formulate and solve integer programming problems**CO4** : Understand to solve Non Linear programming problems**CO5** : Understand to understand and solve project management problems**CO's-PO's & PSO's MAPPING**

CO's	PO's												PSO's		
	1	2	3	4	5	6	7	8	9	10	11	12	1	2	3
1		3	3	2									3	2	3
2		3	3	2									3	2	3
3		3	3	2									3	2	3
4		3	3	2									3	2	3
5		3	3	2									3	2	3
AVg.		3	3	2									3	2	3

1 - low, 2 - medium, 3 - high, '-' - no correlation

TEXT BOOK:

1. H.A. Taha, "Operation Research", Prentice Hall of India, 2002.

RFRERENCES:

1. Paneer selvam, 'Operations Research' Prentice Hall of India, 2002.
2. Anderson 'Quantitative Methods for Business', 8th Edition, Thomson Learning, 2002.
3. Winston 'Operations Research for Business', Thomson Learning, 2003.
4. Vohra, 'Quantitative Techniques in Management', Tata Mc Graw Hill, 2002.
5. Anand sarma, 'Operation Research' Himalaya Publishing House, 2003.

OMG351**FINTECH REGULATION****L T P C****3 0 0 3****COURSE OBJECTIVES:**

1. To learn about Laws and Regulation
2. To acquire the knowledge of Regulations of Fintech firm and their role in Market

UNIT I INTRODUCTION 9
The Role of the Regulators, Equal Treatment and Competition, Need for a regulatory assessment of Fintech, India Regulations, The Risks to Consider, Regtech and SupTech, The rise of TechFins, Regulatory sandboxes, compliance and whistleblowing.

UNIT II INNOVATION AND REGULATION 9
The technology, market and the law, Regulation and Innovation in Banking and Finance, Regulations of Fintech Firms and their role in Market-Based Chains, Current Regulatory Approach, Fintech Innovations in Banking, Asset Management, Insurance, Pensions and Healthcare Schemes, Patentability of FinTech inventions.

UNIT II CROWDFUNDING AND DIGITAL ASSETS 9
Types of crowdfunding, The Jobs Act, Regulation crowdfunding, Regulation A+, Regulation D crowdfunding, Intrastate offerings, Digital Assets – Three uses of Digital Assets, A world of Altcoins, Stablecoins, Digital Asset Forks, Initial Coin Offerings, Regulatory Framework for Digital and Crypto Assets, Central Bank Digital Currencies.

UNIT IV MARKETPLACE LENDING AND MOBILE PAYMENTS 9
Online Lending Business Models, Payday Loans, Consumer Protection Laws, Debt Collection, Equal Credit Opportunity Act, Contract Formation and the E-Sign Act, Military Lending Act, Securities Laws Considerations, Mobile Devices, Payment Cards and the Law, Truth in Lending Act and Regulation Z, Card Act, Electronic Fund Transfer Act and Regulation E, Fair Credit Reporting Act, Federal Bank Secrecy Act, State Money Transmitter Laws.

UNIT V ANTI-MONEY LAUNDERING AND CYBERSECURITY 9
Reporting requirements under the Bank Secrecy Act, Patriot Act, Panalties for violating the BSA, Virtual currencies and the Bank Secrecy Act, Cybersecurity Frameworks, Cybersecurity Act of 2015, Contractual and Self Regulatory obligations.

TOTAL:45 PERIODS

REFERENCES

1. JelenaMadir, FinTech – Law and Regulation, Edward Elgar Publishing Limited, 2019
2. Valerio Lemma, Fintech Regulation : Exploring New Challenges of the Capital Markets Union, Palgrave Macmillan, 2020
3. Chris Brummer, Fintech Law in a Nutshell, West Academic Publishing, 2020
4. Bernardo Nicoletti, The Future of Fintech, Integrating Finance and Technology in Financial Services, Springer Nature, 2017
5. Kevin C. Taylor, FinTech Law : A Guide to Technology Law in the Financial Services Industry, BNA Books, 2014
6. Lee Reiners, FinTech Law and Policy, 2018

**OFD351 HOLISTIC NUTRITION L T P C
3 0 0 3**

UNIT I NUTRITION AND HEALTH 9
Introduction to the principles of nutrition; Basics of nutrition including; micronutrients (vitamins and minerals), the energy-yielding nutrients (Carbohydrates, Lipids and Proteins), metabolism, digestion, absorption and energy balance. Lipids: their functions, classification, dietary requirements, digestion & absorption, metabolism and links to the major fatal diseases, heart disease and cancer.

UNIT II AYURVEDA – MIND/BODY HEALING 9

Philosophy of Holistic Nutrition with spiritual and psychological approaches towards attaining optimal health; Principles and practical applications of Ayurveda, the oldest healing system in the world. Three forces – Vata, Pitta and Kapha, that combine in each being into a distinct constitution. Practical dietary and lifestyle recommendations for different constitutions will also be explored in real case studies.

UNIT III NUTRITION AND ENVIRONMENT 9

Based on an underlying philosophy that environments maintain and promote health and that individuals have a right to self-determination and self-knowledge, Nutrition principles which promote health and prevent disease. Safety of our food supply, naturally occurring and environmental toxins in foods, microbes and food poisoning.

UNIT IV COMPARATIVE DIETS 9

Evaluating principles of food dynamics, nutrient proportions, holistic individuality, the law of opposites, food combining, and more. Therapeutic benefits and limitations of several alternative diet approaches, including: modern diets (intermittent fasting, macrobiotics), food combining (colour-therapy/rainbow diet), high protein diets (Ketogenic, Paleo), Vegetarian approaches (plant-based/vegetarian/vegan variations, fruitarian, raw food), as well as cleansing and detoxification diets (caffeine, alcohol, and nicotine detoxes, juice fasts).

UNIT V PREVENTIVE HEALTH CARE 9

Proper nutrition protection against, reverse and/or retard many ailments including: osteoporosis, diabetes, atherosclerosis and high blood pressure, arthritis, cancer, anemia, kidney disease and colon cancer. Current research developments on phytochemicals, antioxidants and nutraceuticals will be explored.

TOTAL: 45 PERIODS

COURSE OUTCOMES

- CO1** Discuss the role of essential nutrients in physical, mental and emotional wellness
- CO2** Discuss the role of deficiencies in essential nutrients in the disease process
- CO3** Explain how the standard American diet relates to the disease process
- CO4** Identify five contemporary eating “styles” and lists the pros and cons of each
- CO5** Discuss the concept of whole foods nutrition and its relationship to wellness

TEXTBOOKS

1. Desai, B. B., Handbook of Nutrition and Diet. Marcel Dekker, New York. 2000
2. Macrae, R., Rolonson Roles and Sadlu, M.J. 1994. Encyclopedia of Food Science & Technology & Nutrition. Vol. XI. Academic Press

REFERENCES

1. Modern Nutrition in Health & Disease by Young & Shils.
2. Food, Nutrition and Diet Therapy – by Krause and Mahan 1996, Publisher- W.B. Saunders, ISBN: 0721658350
3. Nutritive Value of Indian Foods.- by C. Gopalan, B. V. Rama Sastri, S. C. Balasubramanian Published by National Institute of Nutrition, Indian Council of Medical Research, 1989

CO3:The students will be able to apply IT principles and concepts for management of field operations.

CO4:The students will get an understanding about weather models, their inputs and applications.

CO5:The students will get an understanding of how IT can be used for e-governance in agriculture.

CO's-PO's & PSO's MAPPING

PO/PSO		Course Outcome					Overall correlation of CO s to POs
		CO1	CO2	CO3	CO4	CO5	
PO1	Knowledge of Engineering Sciences	2	3	2	3	2	2
PO2	Problem Analysis	3	3	3	3	3	3
PO3	Design/ Development of Solutions	3	3	3	3	3	3
PO4	Investigations	2	3	2	1	2	2
PO5	Modern Tool Usage	3	3	3	3	3	3
PO6	Individual and Team work	1	1	2	2	3	2
PO7	Communication	3	3	3	3	3	3
PO8	The Engineer and Society	3	3	2	3	3	3
PO9	Ethics	1	1	2	1	2	1
PO10	Environment and Sustainability	3	3	3	3	3	3
PO11	Project Management and Finance	3	3	3	3	3	3
PO12	Life Long Learning	3	3	3	3	3	3
PSO1	To make expertise in design and engineering problem solving approach in agriculture with proper knowledge and skill	1	1	2	2	3	2
PSO2	To enhance students ability to formulate solutions to real-world problems pertaining to sustained agricultural productivity using modern technologies.	1	1	2	2	3	2
PSO3	To inculcate entrepreneurial skills through strong Industry-Institution linkage.	1	1	2	2	3	2

1 - low, 2 - medium, 3 - high, '-' - no correlation

COURSE OBJECTIVES:

- To introduce the control system components and transfer function model with their graphical representation
- To understand the analysis of system in time domain along with steady state error.
- To introduce frequency response analysis of systems.
- To accord basic knowledge in design of compensators.
- To introduce the state space models.

UNIT – I MATHEMATICAL MODELLING 9

Introduction – transfer function – simple electrical, mechanical, ,pneumatic , hydraulic and thermal systems–analogies

UNIT -II FEEDBACK CONTROL SYSTEMS 9

Control system components - Block diagram representation of control systems, Reduction of block diagrams, Signal flow graphs, Output to input ratios

UNIT - III TIME DOMAIN ANALYSIS 9

Response of systems to different inputs viz., Step impulse, pulse, parabolic and sinusoidal inputs, Time response of first and second order systems, steady state errors and error constants of unity feedback circuit.

UNIT - IV STABILITY ANALYSIS 9

Necessaryandsufficientconditions,Routh-Hurwitzcriteriaofstability,RootlocusandBodetechniques,Conceptandconstruction,frequencyrespon se.

UNIT - V STATE SPACE TECHNIQUE 9

State vectors–state space models-Digital Controllers–design aspects.

TOTAL: 45 PERIODS

SKILL DEVELOPMENT ACTIVITIES (Group Seminar/Mini Project/Assignment/Content Preparation / Quiz/ Surprise Test / Solving GATE questions/ etc) 5

1. Explore various controllers presently used in industries.
2. Develop control structures for industrial processes.
3. Implement the controllers for various transfer functions of industrial systems.
4. Using software tools for practical exposures to the controllers used in industries by undergoing training.
5. Realisation of various stability criterion techniques for economical operation of process.

COURSE OUTCOMES:

- CO1** To represent and develop systems in different forms using the knowledge gained (L5).
- CO2** To analyses the system in time and frequency domain (L4).
- CO3** Ability to Derive Transfer function Model of Electrical and Mechanical Systems. (L2)
- CO4** Ability to Obtain the transfer Function by the Reduction of Block diagram & Signal flow graph (L3)
- CO5** To analyses the stability of physical systems(L4).
- CO6** To acquire and analyse knowledge in State variable model for MIMO systems(L1)

TEXT BOOKS:

1. Nagarath, I.J. and Gopal, M., "Control Systems Engineering", New Age International Publishers, 2017.
2. Benjamin C. Kuo, "Automatic Control Systems", Wiley, 2014

REFERENCES:

1. Katsuhiko Ogata, "Modern Control Engineering", Pearson, 2015.
2. Richard C. Dorf and Bishop, R.H., "Modern Control Systems", Pearson Education, 2009.
3. John J.D., Azzo Constantine, H. and Houpis Stuart, N Sheldon, "Linear Control System Analysis and Design with MATLAB", CRC Taylor & Francis Reprint 2009.
4. Ramesh C. Panda and T. Thyagarajan, "An Introduction to Process Modelling Identification and Control of Engineers", Narosa Publishing House, 2017.
5. M. Gopal, "Control System: Principle and design", McGraw Hill Education, 2012.
6. NPTEL Video Lecture Notes on "Control Engineering" by Prof. S. D. Agashe, IIT Bombay.

List of Open Source Software/ Learning website:

1. <https://nptel.ac.in/courses/112107240>
2. https://onlinecourses.nptel.ac.in/noc20_me25/preview
3. https://onlinecourses.nptel.ac.in/noc20_ee90/preview
4. <https://www.classcentral.com/course/swayam-automatic-control-9850>

CO's- PO's & PSO's MAPPING

CO's	PO's												PSO's		
	1	2	3	4	5	6	7	8	9	10	11	12	1	2	3
1 L5	3	3	3	3	-	-	-	1	-	1	-	1			
2 L4	3	3	3	2	-	-	-	1	-	1	-	1			
3 L2	2	1	2	1	-	-	-	1	-	1	-	1			
4 L5	3	3	3	3	-	-	-	1	-	1	-	1			
5 L4	3	3	3	2	-	-	-	1	-	1	-	1			
6 L4	3	3	3	2	-	-	-	1	-	1	-	1			
AVg.	2.8	2.6	3	2.1	-	-	-	1	-	1	-	1			

1-low, 2-medium, 3-high, "-" no correlation

Note: The average value of this course to be used for program articulation matrix.

OPY351

PHARMACEUTICAL NANOTECHNOLOGY

L T P C

3 0 0 3

COURSE OBJECTIVES:

- The goal of this course is to provide an insight into the fundamentals of nanotechnology in biomedical and Pharmaceutical research. It will also guide the students to understand how nanomaterials can be used for a diversity of analytical and medicinal rationales.

UNIT I NANOSTRUCTURES

9

Preparation, properties and characterization - Self-assembling nanostructure - vesicular and micellar polymerization-nanofilms - Metal Nanoparticles- lipid nanoparticles- nanoemulsion - Molecular nanomaterials: dendrimers, etc.,

- UNIT II NANOTECHNOLOGY IN BIOMEDICAL INDUSTRY 9**
 Reconstructive Intervention and Surgery- Nanomaterials in bone substitutes and dentistry – Implants and Prosthesis -in vivo imaging- genetic defects and other disease states — Nanorobotics in Surgery –Nanocarriers: sustained, controlled, targeted drug delivery systems.
- UNIT III NANOTECHNOLOGY IN CANCER THERAPY 9**
 Cancer Cell Targeting and Detection- Polymeric Nanoparticles for cancer treatment – mechanism of drug delivery to tumors -advantages and limitations - Multifunctional Agents - Cancer Imaging – Magnetic Resonance Imaging- Cancer Immunotherapy.
- UNIT IV NANOTECHNOLOGY IN COSMETICS 9**
 Polymers in cosmetics: Film Formers – Thickeners – Hair Colouring – Conditioning Polymers: conditioning, Cleansing – Silicons – Emulsions – Stimuli Responsive Polymeric Systems - Formulation of Nano Gels, Shampoos, Hair-conditioners -Micellar self-assembly Sun-screen dispersions for UV protection – Color cosmetics.
- UNIT V NANOTOXICITY 9**
 NanoToxicology- introduction, dose relationship- Hazard Classification-Risk assessment and management - factors affecting nano toxicity- Dermal Effects of Nanomaterials, Pulmonary, Neuro and Cardiovascular effects of Nanoparticles - Gene–Cellular and molecular Interactions of Nanomaterials.

TOTAL:45 PERIODS

COURSE OUTCOMES:

The student will be able to

- CO1:**Identify the process for the preparation and characterization of the different nanostructured materials.
- CO2:**Apply the nanotechnology in biomedical discipline with related to drug delivery and disease diagnosis
- CO3:**Develop the process, experiments and apply in identifying in a societal and global context.
- CO4:**Design and develop the process with suitable equipment for the preparation of nanomaterials in developing cosmetic products.
- CO5:**Understand the ethical principles to confirm the safety of the nano products with respect to risk assessment and its management.
- CO6:**Have the knowledge about nanotechnology products and its different applications in a societal and global context.

TEXT BOOKS:

1. Springer Handbook of Nanotechnology- Ed. by B. Bhushan, Springer-Verlag 2004
2. Nanobiotechnology: Concepts, Applications and Perspectives,. CM.Niemeyer C A. Mirkin, (Eds) , Wiley, 2004
3. Nanotechnology: Health and Environmental Risks, Jo Anne Shatkin, Second Edition, CRC Press, 2013
4. Sarah E. Morgan, Kathleen O. Havelka, Robert Y. Lochhead “Cosmetic Nanotechnology: Polymers and Colloids in Cosmetics”, American Chemical Society, 2006.

REFERENCES:

1. Nanotechnology in Biology and Medicine: Methods, Devices and Applications, Tuan VoDinh, CRC Press, 2007
2. The Chemistry of Nanomaterials: Synthesis, Properties and Applications, C.N.R. Rao, A. Muller, A. K. Cheetham (Eds), Wiley-VCH Verlag 2004
3. Nanotechnology: Environmental Health and safety, Risks, Regulation and Management, Matthew Hull and Diana Bowman, Elsevier, 2010.

CO's-PO's & PSO's MAPPING

Course Outcome Statements	Programme Outcomes (PO)															
	1	2	3	4	5	6	7	8	9	10	11	12	1	2	3	4
CO1	3	3							1	2		2	3			2
CO2	3	3			2	2	3							3		
CO3		3	3	3	2	2			1				3		3	
CO4			3	3		2			1						3	
CO5						3		3	2			2	3			3
CO6	3		3			2						2	3		3	2
Overall CO	3	3							1	2		2	3			2

1 - low, 2 - medium, 3 - high, '-' - no correlation

(1, 2 and 3 are correlation levels with weightings as Slight (Low), Moderate (Medium) and Substantial (High) respectively.)

OAE351

AVIATION MANAGEMENT

**L T P C
3 0 0 3**

COURSE OBJECTIVES:

- To acquire solid background of managerial skills in aviation management
- To develop personality to face business difficulties.
- To control multicultural conditions.
- To identify the relevant analytical and logical skills to deal with problems in the airline industry.
- To learn the concepts of performing well in teams, professionalism, and the knowledge acquired in the field of airport planning, airport security, passengers forecasting, aerodromes work etc

UNIT I INTRODUCTION

9

History of aviation – organisation, global, social & ethical environment – history of Aviation in India – major players in the airline industry - swot analysis of the different Airline companies in India – market potential of airline industry in India – new airport Development plans – current challenges in the airline industry - competition in the Airline industry – domestic and international from an Indian perspective

UNIT II AIRPORT INFRASTRUCTURE AND MANAGEMENT

8

Airport planning – terminal planning design and operation – airport operations – Airport functions – organisation structure in an airline - airport authority of India - Comparison of global and Indian airport management – role of AAI -airline privatisation - full Privatisation - gradual privatisation – partial privatization

UNIT III AIR TRANSPORT SERVICES

12

Various airport services - international air transport services – Indian scenario – an Overview of airports in Delhi, Mumbai, Hyderabad and Bangalore – the role of private Operators – airport development fees, rates, tariffs

UNIT IV INSTITUTIONAL FRAMEWORK 8
Role of DGCA - slot allocation – methodology followed by AFC and DGCA -management of Bilaterals – economic regulations

UNIT V CONTROLLING 8
Role of air traffic control - airspace and navigational aids – control process – case Studies in airline industry – Mumbai Delhi airport privatisation – Navi Mumbai airport Tendering process – 6 cases in the airline industry

TOTAL : 45 PERIODS

TEXT BOOKS

1. Graham.A. Managing Airports: An International Perspective - Butterworth - Heinemann, Oxford 2001.
2. Wells.A. Airport Planning and Management, 4th Edition McGraw- Hill, London 2000.

REFERENCES

1. Doganis. R. The Airport Business Routledge, London 1992
2. Alexender T. Wells, Seth Young, Principles of Airport Management, McGraw Hill 2003
3. P S Senguttavan Fundamentals of Air Transport Management , Excel Books 2007
4. Richard de Neufille, Airport Systems: Planning, Design and Management, McGraw-Hill London 2007.
- 5.. Manual of Aerodrome licensing of AAI airports – AAI website – freely downloadable – issue may 2010

COURSE OUTCOMES:

CO1:To interpret business difficulties.

CO2:To Dissect multicultural conditions.

CO3:To identify and apply the relevant analytical and logical skills to deal with problems in the airline industry.

CO4:To Develop well in teams, professionalism etc.

CO5:To apply the knowledge acquired in the field of airport planning, airport security, passengers forecasting, aerodromes work etc.

CCS342

DEVOPS

**L T P C
2 0 2 3**

COURSE OBJECTIVES:

- To introduce DevOps terminology, definition & concepts
- To understand the different Version control tools like Git, Mercurial
- To understand the concepts of Continuous Integration/ Continuous Testing/ Continuous Deployment)
- To understand Configuration management using Ansible
- Illustrate the benefits and drive the adoption of cloud-based Devops tools to solve real world problems

UNIT I INTRODUCTION TO DEVOPS 6
Devops Essentials - Introduction To AWS, GCP, Azure - Version control systems: Git and Github.

UNIT II COMPILE AND BUILD USING MAVEN & GRADLE 6
Introduction, Installation of Maven, POM files, Maven Build lifecycle, Build phases(compile build, test, package) Maven Profiles, Maven repositories(local, central, global),Maven plugins, Maven create and build Artifacts, Dependency management, Installation of Gradle, Understand build using Gradle

UNIT III CONTINUOUS INTEGRATION USING JENKINS 6
Install & Configure Jenkins, Jenkins Architecture Overview, Creating a Jenkins Job, Configuring a Jenkins job, Introduction to Plugins, Adding Plugins to Jenkins, Commonly used plugins (Git Plugin, Parameter Plugin, HTML Publisher, Copy Artifact and Extended choice parameters). Configuring Jenkins to work with java, Git and Maven, Creating a Jenkins Build and Jenkins workspace.

UNIT IV CONFIGURATION MANAGEMENT USING ANSIBLE 6
Ansible Introduction, Installation, Ansible master/slave configuration, YAML basics, Ansible modules, Ansible Inventory files, Ansible playbooks, Ansible Roles, adhoc commands in ansible

UNIT V BUILDING DEVOPS PIPELINES USING AZURE 6
Create Github Account, Create Repository, Create Azure Organization, Create a new pipeline, Build a sample code, Modify azure-pipelines.yaml file

COURSE OUTCOMES:

- CO1:** Understand different actions performed through Version control tools like Git.
- CO2:** Perform Continuous Integration and Continuous Testing and Continuous Deployment using Jenkins by building and automating test cases using Maven & Gradle.
- CO3:** Ability to Perform Automated Continuous Deployment
- CO4:** Ability to do configuration management using Ansible
- CO5:** Understand to leverage Cloud-based DevOps tools using Azure DevOps

30 PERIODS

PRACTICAL EXERCISES:

30 PERIODS

1. Create Maven Build pipeline in Azure
2. Run regression tests using Maven Build pipeline in Azure
3. Install Jenkins in Cloud
4. Create CI pipeline using Jenkins
5. Create a CD pipeline in Jenkins and deploy in Cloud
6. Create an Ansible playbook for a simple web application infrastructure
7. Build a simple application using Gradle
8. Install Ansible and configure ansible roles and to write playbooks

TEXT BOOKS

1. Roberto Vormittag, "A Practical Guide to Git and GitHub for Windows Users: From Beginner to Expert in Easy Step-By-Step Exercises", Second Edition, Kindle Edition, 2016.
2. Jason Cannon, "Linux for Beginners: An Introduction to the Linux Operating System and Command Line", Kindle Edition, 2014

REFERENCES

1. Hands-On Azure Devops: Cidc Implementation For Mobile, Hybrid, And Web Applications Using Azure Devops And Microsoft Azure: CICD Implementation for ... DevOps and Microsoft Azure (English Edition) Paperback – 1 January 2020

2. by Mitesh Soni
3. Jeff Geerling, "Ansible for DevOps: Server and configuration management for humans", First Edition, 2015.
4. David Johnson, "Ansible for DevOps: Everything You Need to Know to Use Ansible for DevOps", Second Edition, 2016.
5. Mariot Tsitoara, "Ansible 6. Beginning Git and GitHub: A Comprehensive Guide to Version Control, Project Management, and Teamwork for the New Developer", Second Edition, 2019.
6. <https://www.jenkins.io/user-handbook.pdf>
7. <https://maven.apache.org/guides/getting-started/>

CO's- PO's & PSO's MAPPING

CO's	PO's												PSO's		
	1	2	3	4	5	6	7	8	9	10	11	12	1	2	3
1	3	3	3	2	3	-	-	-	-	-	-	-	2	2	2
2	3	3	3	2	3	-	-	-	-	-	-	-	2	2	2
3	3	3	3	2	3	-	-	-	-	-	-	-	2	2	2
4	3	3	3	2	3	-	-	-	-	-	-	-	2	2	2
5	3	3	3	2	3	-	-	-	-	-	-	-	2	2	2
AVg.	3	3	3	2	3	-	-	-	-	-	-	-	2	2	2

1 - low, 2 - medium, 3 - high, '-' - no correlation

CCS361

ROBOTIC PROCESS AUTOMATION

LT P C
2 0 2 3

COURSE OBJECTIVES:

- To understand the basic concepts of Robotic Process Automation.
- To expose to the key RPA design and development strategies and methodologies.
- To learn the fundamental RPA logic and structure.
- To explore the Exception Handling, Debugging and Logging operations in RPA.
- To learn to deploy and Maintain the software bot.

UNIT I INTRODUCTION TO ROBOTIC PROCESS AUTOMATION

6

Emergence of Robotic Process Automation (RPA), Evolution of RPA, Differentiating RPA from Automation - Benefits of RPA - Application areas of RPA, Components of RPA, RPA Platforms. Robotic Process Automation Tools - Templates, User Interface, Domains in Activities, Workflow Files.

UNIT II AUTOMATION PROCESS ACTIVITIES

6

Sequence, Flowchart & Control Flow: Sequencing the Workflow, Activities, Flowchart, Control Flow for Decision making. Data Manipulation: Variables, Collection, Arguments, Data Table, Clipboard management, File operations Controls: Finding the control, waiting for a control, Act on a control, UiExplorer, Handling Events

UNIT III APP INTEGRATION, RECORDING AND SCRAPING

6

App Integration, Recording, Scraping, Selector, Workflow Activities. Recording mouse and keyboard actions to perform operation, Scraping data from website and writing to CSV. Process Mining.

UNIT IV EXCEPTION HANDLING AND CODE MANAGEMENT**6**

Exception handling, Common exceptions, Logging- Debugging techniques, Collecting crash dumps, Error reporting. Code management and maintenance: Project organization, Nesting workflows, Reusability, Templates, Commenting techniques, State Machine.

UNIT V DEPLOYMENT AND MAINTENANCE**6**

Publishing using publish utility, Orchestration Server, Control bots, Orchestration Server to deploy bots, License management, Publishing and managing updates. RPA Vendors - Open Source RPA, Future of RPA

30 PERIODS**30 PERIODS****PRACTICAL EXERCISES:****Setup and Configure a RPA tool and understand the user interface of the tool:**

1. Create a Sequence to obtain user inputs display them using a message box;
2. Create a Flowchart to navigate to a desired page based on a condition;
3. Create a State Machine workflow to compare user input with a random number.
4. Build a process in the RPA platform using UI Automation Activities.
5. Create an automation process using key System Activities, Variables and Arguments
6. Also implement Automation using System Trigger
7. Automate login to (web)Email account
8. Recording mouse and keyboard actions.
9. Scraping data from website and writing to CSV
10. Implement Error Handling in RPA platform
11. Web Scraping
12. Email Query Processing

TOTAL:60 PERIODS**TEXT BOOKS:**

1. Learning Robotic Process Automation: Create Software robots and automate business processes with the leading RPA tool - UiPath by Alok Mani Tripathi, Packt Publishing, 2018.
2. Tom Taulli , “The Robotic Process Automation Handbook: A Guide to Implementing RPA Systems”, Apress publications, 2020.

REFERENCES:

1. Frank Casale (Author), Rebecca Dilla (Author), Heidi Jaynes (Author), Lauren Livingston (Author), Introduction to Robotic Process Automation: a Primer, Institute of Robotic Process Automation, Amazon Asia-Pacific Holdings Private Limited, 2018
2. Richard Murdoch, Robotic Process Automation: Guide To Building Software Robots, Automate Repetitive Tasks & Become An RPA Consultant, Amazon Asia-Pacific Holdings Private Limited, 2018
3. A Gerardus Blokdyk, “Robotic Process Automation Rpa A Complete Guide “, 2020

CO's- PO's & PSO's MAPPING

CO's	PO's												PSO's		
	1	2	3	4	5	6	7	8	9	10	11	12	1	2	3
1	3	2	2	1	3	-	-	-	1	3	3	2	2	2	1
2	1	1	2	3	3	-	-	-	1	2	3	1	3	2	1
3	2	3	2	3	3	-	-	-	2	3	1	1	3	3	3
4	1	2	1	2	2	-	-	-	1	2	1	3	3	3	2
5	3	3	3	3	3	-	-	-	3	1	1	1	3	2	1
AVg.	2	2.2	2	2.4	2.8	-	-	-	1.6	2.2	1.8	1.6	2.8	2.4	1.6

1 - low, 2 - medium, 3 - high, '-' - no correlation

OPEN ELCTIVE III

OHS351

ENGLISH FOR COMPETITIVE EXAMINATIONS

L T P C
3 0 0 3

Course Description:

Students aspiring to take up competitive exams of which the English language is a vital component will find this course useful. Designed for students in the higher semesters, the course will help students to familiarise themselves with those aspects of English that are tested in these examinations.

COURSE OBJECTIVES:

- To train the students in the language components essential to face competitive examinations both at the national (UPSC, Banking, Railway, Defence) and the international level (GRE, TOEFL, IELTS).
- To enhance an awareness of the specific patterns in language testing and the respective skills to tackle verbal reasoning and verbal ability tests.
- To inculcate effective practices in language-learning in order to improve accuracy in usage of grammar and coherence in writing.
- To improve students' confidence to express their ideas and opinions in formal contexts
- To create awareness of accuracy and precision in communication

UNIT I

9

Orientation on different formats of competitive exams - Vocabulary – Verbal ability – Verbal reasoning - Exploring the world of words – Essential words – Meaning and their usage – Synonyms-antonyms – Word substitution – Word analogy – Idioms and phrases – Commonly confused words – Spellings – Word expansion – New words in use.

UNIT II

9

Grammar – Sentence improvement –Sentence completion – Rearranging phrases into sentences – Error identification –Tenses – Prepositions – Adjectives – Adverbs – Subject-verb agreement – Voice – Reported speech – Articles – Clauses – Speech patterns.

UNIT III

9

Reading - Specific information and detail – Identifying main and supporting ideas – Speed reading techniques – Improving global reading skills – Linking ideas – Summarising – Understanding argument – Identifying opinion/attitude and making inferences - Critical reading.

UNIT IV

9

Writing – Pre-writing techniques – Mindmap - Describing pictures and facts - Paragraph structure – organising points – Rhetoric writing – Improving an answer – Drafting, writing and developing an argument – Focus on cohesion – Using cohesive devices –Analytic writing – Structure and types of essay – Mind maps – Structure of drafts, letters, memos, emails – Statements of Purpose – Structure, Content and Style.

UNIT V

9

Listening and Speaking – Contextual listening – Listening to instructions – Listening for specific information – Identifying detail, main ideas – Following signpost words – Stress, rhythm and intonation - Speaking to respond and elicit ideas – Guided speaking – Opening phrases – Interactive communication – Dysfluency -Sentence stress – Speaking on a topic – Giving opinions

– Giving an oral presentation – Telling a story or a personal anecdote – Talking about oneself - Utterance – Speech acts- Brainstorming ideas – Group discussion.

TOTAL: 45 PERIODS

LEARNING OUTCOMES:

At the end of the course, learners will be able

CO1:expand their vocabulary and gain practical techniques to read and comprehend a wide range of texts with the emphasis required

CO2:identify errors with precision and write with clarity and coherence

CO3:understand the importance of task fulfilment and the usage of task-appropriate vocabulary

CO4:communicate effectively in group discussions, presentations and interviews

CO5:write topic based essays with precision and accuracy

CO's-PO's & PSO's MAPPING

CO	PO												PSO		
	1	2	3	4	5	6	7	8	9	10	11	12	1	2	3
1	1	3	3	1	3	3	3	3	1	3	1	3	-	-	-
2	2	3	3	2	3	3	3	3	1	3	3	3	-	-	-
3	3	3	3	3	3	3	3	3	3	3	3	3	-	-	-
4	2	2	2	2	2	2	2	2	3	3	3	3	-	-	-
5	2	2	2	2	2	2	2	2	2	3	2	3	-	-	-
AVg.	2	2.6	2.6	2	2.6	2.6	2.6	2.6	2	3	2.4	3	-	-	-

1-low, 2-medium, 3-high, '-'- no correlation

Note: The average value of this course to be used for program articulation matrix.

Teaching Methods:

Instructional methods will involve discussions, taking mock tests on various question papers – Objective, multiple-choice and descriptive. Peer evaluation, self-check on improvement and peer feedback - Practice sessions on speaking assessments, interview and discussion – Using multimedia.

Evaluative Pattern:

Internal Tests – 50%

End Semester Exam - 50%

TEXTBOOKS:

1. R.P.Bhatnagar - *General English for Competitive Examinations*. Macmillan India Limited, 2009.

REFERENCEBOOKS:

1. Educational Testing Service - *The Official Guide to the GRE Revised General Test*, Tata McGraw Hill, 2010.
2. *The Official Guide to the TOEFL Test*, Tata McGraw Hill, 2010.
3. R Rajagopalan- *General English for Competitive Examinations*, McGraw Hill Education (India) Private Limited, 2008.

Websites

- <http://www.examenglish.com/>, <http://www.ets.org/>, <http://www.bankxams.com/>
<http://civilservicesmentor.com/>, <http://www.educationobserver.com>
<http://www.cambridgeenglish.org/in/>

COURSE OBJECTIVES

- to understand the importance of sustainable development
- to acquire a reasonable knowledge on the legal frameworks pertaining to pollution control and environmental management
- to comprehend the role of NGOs in attaining sustainable development

Unit I ENVIRONMENTAL CONCERNS 9

Introduction to sustainable development goals, Global responsibility of environmental concern, Importance of environmental preservation, Environmental threats, Pollution and its types, Effects of Pollution, Pollution control, Treatment of wastes

UNIT II ROLE OF NGOS 9

Role of NGO's in national development, NGO's and participatory management, Challenges and limitations of NGO's, Community Development programmes, Role of NGO's in Community Development programmes, Participation of NGO's in environment management, Corporate Social responsibility, NGO's and corporate social responsibility

UNIT III SUSTAINABLE DEVELOPMENT 9

Issues and Challenges of Sustainable Development, Bioenergy, Sustainable Livelihoods and Rural Poor in Sustainable Development, Protecting ecosystem services for sustainable development, Non-renewable sources of energy and its effect, Renewable sources of energy for sustainability, Nuclear resources and Legal Regulation of Hazardous Substances, Sustainable Development: Programme and Policies, Sustainability assessment and Indicators

UNIT IV NGO'S FOR SUSTAINABILITY 9

Civil Society Initiatives in Environment Management, Civil Society Initiatives for Sustainable Development, Global Initiatives in Protecting Global Environment, World Summit on Sustainable Development (Johannesburg Summit 2002), Ecological economics, Environmental sustainability, Social inclusion, Health for all, education for all, Food security and Water security, NGOs and Sustainable Development strategies

UNIT V LEGAL FRAMEWORKS 9

Need for a Legal framework and its enforcement, Legal measures to control pollution, Environmental Legislations in India, Mechanism to implement Environmental Laws in India, Legal Protection of Forests Act 1927, Legal Protection of Wild Life, Role of NGO's in implementing environmental laws, Challenges in the implementation of environmental legislation

TOTAL 45 : PERIODS**COURSE OUTCOMES**

Upon completion of this course, the student will :

- CO1** Have a thorough grounding on the issues and challenges being faced in attaining sustainable development
- CO2** have a knowledge on the role of NGOs towards sustainable development
- CO3** present strategies for NGOs in attaining sustainable development
- CO4** recognize the importance of providing energy, food security and health equity to all members of the society without damaging the environment
- CO5** understand the environmental legislations

REFERENCE BOOKS

1. Kulsange, S and Kamble, R. (2019). Environmental NGO's: Sustainability Stewardship, Lap Lambert Academic Publishing, India, ISBN-13: 978-6200442444.
2. Dodds, F. (2007). NGO diplomacy: The influence of nongovernmental organizations in international environmental negotiations. Mit Press, Cambridge, ISBN-13: 978-0262524766.
3. Ghosh, S. (Ed.). (2019). Indian environmental law: Key concepts and principles. Orient BlackSwan, India, ISBN-13: 978-9352875795.
4. Alan Fowler and Chiku Malunga (2010) NGO Management: The Earthscan Companion, Routledge, ISBN-13 : 978-1849711197.

OMG353

DEMOCRACY AND GOOD GOVERNANCE

L T P C
3 0 0 3

UNIT-I

(9)

Structure and Process of Governance: Indian Model of Democracy, Parliament, Party Politics and Electoral Behaviour, Federalism, the Supreme Court and Judicial Activism, Units of Local Governance

UNIT-II

(9)

Regulatory Institutions – SEBI, TRAI, Competition Commission of India,

UNIT-III

(9)

Lobbying Institutions: Chambers of Commerce and Industries, Trade Unions, Farmers Associations, etc.

UNIT- IV

(9)

Contemporary Political Economy of Development in India: Policy Debates over Models of Development in India, Recent trends of Liberalisation of Indian Economy in different sectors, E-governance

UNIT-V

(9)

Dynamics of Civil Society: New Social Movements, Role of NGO's, Understanding the political significance of Media and Popular Culture.

TOTAL 45 : PERIODS

REFERENCES:

1. Atul Kohli (ed.): The Success of India's Democracy, Cambridge University Press, 2001.
2. Corbridge, Stuart and John Harris: Reinventing India: Liberalisation, Hindu Nationalism and Popular Democracy, Oxford University Press, 2000.
3. J.Dreze and A.Sen, India: Economic Development and Social Opportunity, Clarendon, 1995.
4. Saima Saeed: Screening the Public Sphere: Media and Democracy in India, 2013
5. Himat Singh: Green Revolution Reconsidered: The Rural World of Punjab, OUP, 2001.
6. Jagdish Bhagwati: India in Transition: Freeing The Economy, 1993.
7. Smitu Kothari: Social Movements and the Redefinition of Democracy, Boulder, Westview, 1993.

COURSE OBJECTIVES

- To know the Indian and global energy scenario
- To learn the various solar energy technologies and its applications.
- To educate the various wind energy technologies.
- To explore the various bio-energy technologies.
- To study the ocean and geothermal technologies.

UNIT – I ENERGY SCENARIO 9

Indian energy scenario in various sectors – domestic, industrial, commercial, agriculture, transportation and others – Present conventional energy status – Present renewable energy status-Potential of various renewable energy sources-Global energy status-Per capita energy consumption - Future energy plans

UNIT – II SOLAR ENERGY 9

Solar radiation – Measurements of solar radiation and sunshine – Solar spectrum - Solar thermal collectors – Flat plate and concentrating collectors – Solar thermal applications – Solar thermal energy storage – Fundamentals of solar photo voltaic conversion – Solar cells – Solar PV Systems – Solar PV applications.

UNIT – III WIND ENERGY 9

Wind data and energy estimation – Betz limit - Site selection for windfarms – characteristics - Wind resource assessment - Horizontal axis wind turbine – components - Vertical axis wind turbine – Wind turbine generators and its performance – Hybrid systems – Environmental issues - Applications.

UNIT – IV BIO-ENERGY 9

Bio resources – Biomass direct combustion – thermochemical conversion - biochemical conversion-mechanical conversion - Biomass gasifier - Types of biomass gasifiers - Cogeneration – Carbonisation – Pyrolysis - Biogas plants – Digesters –Biodiesel production – Ethanol production - Applications.

UNIT – V OCEAN AND GEOTHERMAL ENERGY 9

Small hydro - Tidal energy – Wave energy – Open and closed OTEC Cycles – Limitations – Geothermal energy – Geothermal energy sources - Types of geothermal power plants – Applications - Environmental impact.

TOTAL: 45 PERIODS**COURSE OUTCOMES:**

At the end of the course the students would be able to

- CO1:**Discuss the Indian and global energy scenario.
CO2:Describe the various solar energy technologies and its applications.
CO3:Explain the various wind energy technologies.
CO4:Explore the various bio-energy technologies.
CO5:Discuss the ocean and geothermal technologies.

TEXT BOOKS:

1. Fundamentals and Applications of Renewable Energy | Indian Edition, by Mehmet Kanoglu, Yunus A. Cengel, John M. Cimbala, cGraw Hill; First edition (10 December 2020), ISBN-10 : 9390385636

- Renewable Energy Sources and Emerging Technologies, by Kothari, Prentice Hall India Learning Private Limited; 2nd edition (1 January 2011), ISBN-10 : 8120344707

REFERENCES:

- Godfrey Boyle, "Renewable Energy, Power for a Sustainable Future", Oxford University Press, U.K., 2012.
- Rai.G.D., "Non-Conventional Energy Sources", Khanna Publishers, New Delhi, 2014.
- Sukhatme.S.P., "Solar Energy: Principles of Thermal Collection and Storage", Tata McGraw Hill Publishing Company Ltd., New Delhi, 2009.
- Tiwari G.N., "Solar Energy – Fundamentals Design, Modelling and applications", Alpha Science Intl Ltd, 2015.
- Twidell, J.W. & Weir A., "Renewable Energy Resources", EFNSpon Ltd., UK, 2015.

CO's-PO's & PSO's MAPPING

CO	PO												PSO		
	1	2	3	4	5	6	7	8	9	10	11	12	1	2	3
1	1	1	1	1	1	2	3	2	2	1	1	3	2	1	2
2	3	2	2	1	1	1	3	1	1	1	2	3	2	1	2
3	3	2	3	1	2	1	3	1	1	1	1	3	1	1	2
4	2	2	2	1	2	1	3	1	1	1	2	3	2	2	2
5	2	1	2	1	2	1	3	1	1	1	1	3	2	1	2

Low (1) ; Medium (2) ; High (3)

OME354

APPLIED DESIGN THINKING

L T P C

3 0 0 3

COURSE OBJECTIVES:

The course aims to

- Introduce tools & techniques of design thinking for innovative product development
- Illustrate customer-centric product innovation using on simple use cases
- Demonstrate development of Minimum usable Prototypes
- Outline principles of solution concepts & their evaluation
- Describe system thinking principles as applied to complex systems

UNIT I DESIGN THINKING PRINCIPLES

9

Exploring Human-centered Design - Understanding the Innovation process, discovering areas of opportunity, Interviewing & empathy-building techniques, Mitigate validation risk with FIR [Forge Innovation rubric] - Case studies

UNIT II ENDUSER-CENTRIC INNOVATION

9

Importance of customer-centric innovation - Problem Validation and Customer Discovery - Understanding problem significance and problem incidence - Customer Validation. Target user, User persona & user stories. Activity: Customer development process - Customer interviews and field visit

UNIT III APPLIED DESIGN THINKING TOOLS

9

Concept of Minimum Usable Prototype [MUP] - MUP challenge brief - Designing & Crafting the value proposition - Designing and Testing Value Proposition; Design a compelling value proposition; Process, tools and techniques of Value Proposition Design

UNIT IV CONCEPT GENERATION**9**

Solution Exploration, Concepts Generation and MUP design- Conceptualize the solution concept; explore, iterate and learn; build the right prototype; Assess capability, usability and feasibility. Systematic concept generation; evaluation of technology alternatives and the solution concepts

UNIT V SYSTEM THINKING**9**

System Thinking, Understanding Systems, Examples and Understandings, Complex Systems

TOTAL: 45 PERIODS**COURSE OUTCOMES**

At the end of the course, learners will be able to:

CO1: Define & test various hypotheses to mitigate the inherent risks in product innovations.

CO2: Design the solution concept based on the proposed value by exploring alternate solutions to achieve value-price fit.

CO3: Develop skills in empathizing, critical thinking, analyzing, storytelling & pitching

CO4: Apply system thinking in a real-world scenario

Text Books

1. Steve Blank, (2013), The four steps to epiphany: Successful strategies for products that win, Wiley.
2. Alexander Osterwalder, Yves Pigneur, Gregory Bernarda, Alan Smith, Trish Papadacos, (2014), Value
3. Proposition Design: How to Create Products and Services Customers Want, Wiley
4. Donella H. Meadows, (2015), "Thinking in Systems -A Primer", Sustainability Institute.
5. Tim Brown,(2012) "Change by Design: How Design Thinking Transforms Organizations and Inspires Innovation", Harper Business.

REFERENCES

1. <https://www.ideou.com/pages/design-thinking#process>
2. https://blog.forgeforward.in/valuation-risk-versus-validation-risk-in-product-innovations-49f253ca86_24
3. <https://blog.forgeforward.in/product-innovation-rubric-adf5ebdfd356>
4. <https://blog.forgeforward.in/evaluating-product-innovations-e8178e58b86e>
5. <https://blog.forgeforward.in/user-guide-for-product-innovation-rubric-857181b253dd>
6. <https://blog.forgeforward.in/star-tup-failure-is-like-true-lie-7812cdf9b85>

MF3003**REVERSE ENGINEERING****L T P C
3 0 0 3****COURSE OBJECTIVES:**

- The main learning objective of this course is to prepare students for:
- Applying the fundamental concepts and principles of reverse engineering in product design and development.
- Applying the concept and principles material characteristics, part durability and life limitation in reverse engineering of product design and development.
- Applying the concept and principles of material identification and process verification in reverse engineering of product design and development.
- Analysing the various legal aspect and applications of reverse engineering in product design and development.
- Understand about 3D scanning hardware & software operations and procedure to generate 3D model

UNIT I INTRODUCTION & GEOMETRIC FORM**9 Hours**

Definition – Uses – The Generic Process – Phases – Computer Aided Reverse Engineering - Surface and Solid Model Reconstruction – Dimensional Measurement – Prototyping.

UNIT II MATERIAL CHARACTERISTICS AND PROCESS IDENTIFICATION**9 Hours**

.Alloy Structure Equivalency – Phase Formation and Identification – Mechanical Strength – Hardness –Part Failure Analysis – Fatigue – Creep and Stress Rupture – Environmentally Induced Failure Material Specification - Composition Determination - Microstructure Analysis - Manufacturing Process Verification.

UNIT III DATA PROCESSING**9 Hours**

Statistical Analysis – Data Analysis – Reliability and the Theory of Interference – Weibull Analysis – Data Conformity and Acceptance – Data Report – Performance Criteria – Methodology of Performance Evaluation – System Compatibility.

UNIT IV 3D SCANNING AND MODELLING**9 Hours**

Introduction, working principle and operations of 3D scanners: Laser, White Light, Blue Light - Applications- Software for scanning and modelling: Types- Applications- Preparation techniques for Scanning objects- Scanning and Measuring strategies - Calibration of 3D Scanner- Step by step procedure: 3D scanning - Geometric modelling – 3D inspection- Case studies.

UNIT V INDUSTRIAL APPLICATIONS**9 Hours**

Reverse Engineering in the Automotive Industry; Aerospace Industry; Medical Device Industry. Case studies and Solving Industrial projects in Reverse Engineering. Legality: Patent – Copyrights –Trade Secret – Third-Party Materials.

TOTAL : 45 PERIODS**COURSE OUTCOMES:**

Upon completion of this course, the students will be able to:

CO1:Apply the fundamental concepts and principles of reverse engineering in product design and development.

CO2:Apply the concept and principles material characteristics, part durability and life limitation in reverse engineering of product design and development.

CO3:Apply the concept and principles of material identification and process verification in reverse engineering of product design and development.

CO4:Apply the concept and principles of data processing, part performance and system compatibility in reverse engineering of product design and development.

CO5:Analyze the various legal aspect

CO6:Applications of reverse engineering in product design and development.

TEXT BOOKS:

1. Robert W. Messler, Reverse Engineering: Mechanisms, Structures, Systems & Materials, 1st Edition, McGraw-Hill Education, 2014
2. Wego Wang, Reverse Engineering Technology of Reinvention, CRC Press, 2011

REFERENCES:

1. Scott J. Lawrence , Principles of Reverse Engineering, Kindle Edition, 2022
2. Kevin Otto and Kristin Wood, Product Design: Techniques in Reverse Engineering and New Product Development, Prentice Hall, 2001
3. Kathryn, A. Ingle, "Reverse Engineering", McGraw-Hill, 1994.
4. Linda Wills, "Reverse Engineering", Kluwer Academic Publishers, 1996

5. Vinesh Raj and Kiran Fernandes, "Reverse Engineering: An Industrial Perspective", Springer-Verlag London Limited 2008.

OPR351

SUSTAINABLE MANUFACTURING

L T P C
3 0 0 3

COURSE OBJECTIVES:

- To be acquainted with sustainability in manufacturing and its evaluation.
- To provide knowledge in environment and social sustainability.
- To provide the student with the knowledge of strategy to achieve sustainability.
- To familiarize with trends in sustainable operations.
- To create awareness in current sustainable practices in manufacturing industry.

UNIT – I ECONOMIC SUSTAINABILITY 9

Industrial Revolution-Economic sustainability: globalization and international issues Sustainability status - Emerging issues- Innovative products- Reconfiguration manufacturing enterprises - Competitive manufacturing strategies - Performance evaluation- Management for sustainability - Assessments of economic sustainability

UNIT – II SOCIAL AND ENVIRONMENTAL SUSTAINABILITY 9

Social sustainability – Introduction-Work management -Human rights - Societal commitment - Customers -Business practices -Modelling and assessing social sustainability. Environmental issues pertaining to the manufacturing sector: Pollution - Use of resources -Pressure to reduce costs - Environmental management: Processes that minimize negative environmental impacts - environmental legislation and energy costs - need to reduce the carbon footprint of manufacturing Operations-Modelling and assessing environmental sustainability

UNIT – III SUSTAINABILITY PRACTICES 9

Sustainability awareness - Measuring Industry Awareness-Drivers and barriers -Availability of sustainability indicators -Analysis of sustainability practicing -Modeling and assessment of sustainable practicing -Sustainability awareness -Sustainability drivers and barriers - Availability of sustainability indicators- Designing questionnaires- Optimizing Sustainability Indexes-Elements – Cost and time model.

UNIT – IV MANUFACTURING STRATEGY FOR SUSTAINABILITY 9

Concepts of competitive strategy and manufacturing strategies and development of a strategic improvement programme - Manufacturing strategy in business success strategy formation and formulation - Structured strategy formulation - Sustainable manufacturing system design options - Approaches to strategy formulation - Realization of new strategies/system designs.

UNIT – V TRENDS IN SUSTAINABLE OPERATIONS 9

Principles of sustainable operations - Life cycle assessment manufacturing and service activities - influence of product design on operations - Process analysis – Capacity management - Quality management -Inventory management - Just-In-Time systems - Resource efficient design - Consumerism and sustainable well-being.

TOTAL: 45 PERIODS

COURSE OUTCOMES

Upon successful completion of the course, students should be able to:

CO1: Discuss the importance of economic sustainability.

- CO2: Describe the importance of sustainable practices.
 CO3: Identify drivers and barriers for the given conditions.
 CO4: Formulate strategy in sustainable manufacturing.
 CO5: Plan for sustainable operation of industry with environmental, cost consciousness.

TEXT BOOKS:

1. Ibrahim Garbie, "Sustainability in Manufacturing Enterprises Concepts, Analyses and Assessments for Industry 4.0", Springer International Publishing., United States, 2016, ISBN-13: 978-3319293042.
2. Davim J.P., "Sustainable Manufacturing", John Wiley & Sons., United States, 2010, ISBN: 978-1-848-21212-1.

REFERENCES:

1. Jovane F, Emper, W.E. and Williams, D.J., "The ManuFuture Road: Towards Competitive and Sustainable High-Adding-Value Manufacturing", Springer, 2009, United States, ISBN 978-3-540-77011-4.
2. Kutz M., "Environmentally Conscious Mechanical Design", John Wiley & Sons., United States, 2007, ISBN: 978-0-471-72636-4.
3. Seliger G., "Sustainable Manufacturing: Shaping Global Value Creation", Springer, United States, 2012, ISBN 978-3-642-27289-9.

CO's-PO's & PSO's MAPPING															
COs/Pos & PSOs	POs												PSOs		
	1	2	3	4	5	6	7	8	9	10	11	12	1	2	3
CO1	3	-	2	-	-	-	2	2	-	1	1	2	2	2	1
CO2	3	-	-	-	-	-	2	-	-	1	1	2	1	2	2
CO3	3	-	-	-	-	-	2	3	-	1	1	2	1	2	2
CO4	3	-	3	-	-	-	2	-	-	1	1	2	2	2	1
CO5	3	-	3	-	-	-	2	2	-	1	1	2	2	2	1
CO/PO & PSO Average	3	-	3	-	-	-	2	2	-	1	1	2	2	2	1
1 - low, 2 - medium, 3 - high, '-' - no correlation															

AU3791

ELECTRIC AND HYBRID VEHICLES

**L T P C
3 0 0 3**

COURSE OBJECTIVES:

- The objective of this course is to prepare the students to know about the general aspects of Electric and Hybrid Vehicles (EHV), including architectures, modelling, sizing, and sub system design and hybrid vehicle control.

UNIT I DESIGN CONSIDERATIONS FOR ELECTRIC VEHICLES

9

Need for Electric vehicle- Comparative study of diesel, petrol, hybrid and electric Vehicles. Advantages and Limitations of hybrid and electric Vehicles. - Design requirement for electric vehicles- Range, maximum velocity, acceleration, power requirement, mass of the vehicle. Various Resistance- Transmission efficiency- Electric vehicle chassis and Body Design, Electric Vehicle Recharging and Refuelling Systems.

UNIT II ENERGY SOURCES 9

Battery Parameters- - Different types of batteries – Lead Acid- Nickel Metal Hydride - Lithium ion- Sodium based- Metal Air. Battery Modelling - Equivalent circuits, Battery charging- Quick Charging devices. Fuel Cell- Fuel cell Characteristics- Fuel cell types-Half reactions of fuel cell. Ultra capacitors. Battery Management System.

UNIT III MOTORS AND DRIVES 9

Types of Motors- DC motors- AC motors, PMSM motors, BLDC motors, Switched reluctance motors working principle, construction and characteristics.

UNIT IV POWER CONVERTERS AND CONTROLLERS 9

Solid state Switching elements and characteristics – BJT, MOSFET, IGBT, SCR and TRIAC - Power Converters – rectifiers, inverters and converters - Motor Drives - DC, AC motor, PMSM motors, BLDC motors, Switched reluctance motors – four quadrant operations –operating modes

UNIT V HYBRID AND ELECTRIC VEHICLES 9

Main components and working principles of a hybrid and electric vehicles, Different configurations of hybrid and electric vehicles. Power Split devices for Hybrid Vehicles - Operation modes - Control Strategies for Hybrid Vehicle - Economy of hybrid Vehicles - Case study on specification of electric and hybrid vehicles.

TOTAL: 45 PERIODS

COURSE OUTCOMES:

At the end of this course, the student will be able to

- CO1:Understand the operation and architecture of electric and hybrid vehicles
- CO2:Identify various energy source options like battery and fuel cell
- CO3:Select suitable electric motor for applications in hybrid and electric vehicles.
- CO4:Explain the role of power electronics in hybrid and electric vehicles
- CO5:Analyze the energy and design requirement for hybrid and electric vehicles.

TEXT BOOKS:

1. Iqbal Husain, “ Electric and Hybrid Vehicles-Design Fundamentals”, CRC Press,2003
2. Mehrdad Ehsani, “ Modern Electric, Hybrid Electric and Fuel Cell Vehicles”, CRCPress,2005.

REFERENCES:

1. James Larminie and John Lowry, “Electric Vehicle Technology Explained “ John Wiley & Sons,2003
2. Lino Guzzella, “ Vehicle Propulsion System” Springer Publications,2005
3. Ron HodKinson, “Light Weight Electric/ Hybrid Vehicle Design”, Butterworth Heinemann Publication,2005.

CO’s-PO’s & PSO’s MAPPING

CO	PO												PSO		
	1	2	3	4	5	6	7	8	9	10	11	12	1	2	3
1	1	1	2	1	-	3	2					2		1	3
2	1	1	2	1		3	2					2		1	3
3	1	1	2	1		3	2					2		1	3
4	1	1	2	1		3	2					2		1	3
5	1	1	2	1		3	2					2		1	3
Avg.	1	1	2	1		3	2					2		1	3

1 - low, 2 - medium, 3 - high, '-' - no correlation

COURSE OBJECTIVES:

- Use the standard atmosphere tables and equations.
- Find lift and drag coefficient data from NACA plots.
- Apply the concept of static stability to flight vehicles.
- Describe the concepts of stress, strain, Young's modulus, Poisson's ratio, yield strength.
- Demonstrate a basic knowledge of dynamics relevant to orbital mechanics.

UNIT I STANDARD ATMOSPHERE**6**

History of aviation – standard atmosphere - pressure, temperature and density altitude.

UNIT II AERODYNAMICS**10**

Aerodynamic forces – Lift generation Viscosity and its implications - Shear stress in a velocity profile - Lagrangian and Eulerian flow field - Concept of a streamline – Aircraft terminology and geometry - Aircraft types - Lift and drag coefficients using NACA data.

UNIT III PERFORMANCE AND PROPULSION**9**

Viscous and pressure drag - flow separation - aerodynamic drag - thrust calculations -thrust/power available and thrust/power required.

UNIT IV AIRCRAFT STABILITY AND STRUCTURAL THEORY**10**

Degrees of freedom of aircraft motions - stable, unstable and neutral stability - concept of static stability - Hooke's Law- brittle and ductile materials - moment of inertia - section modulus.

UNIT V SPACE APPLICATIONS**10**

History of space research - spacecraft trajectories and basic orbital manoeuvres - six orbital elements - Kepler's laws of orbits - Newtons law of gravitation.

TOTAL: 45 PERIODS**COURSE OUTCOMES:**

- Illustrate the history of aviation & developments over the years
- Ability to identify the types & classifications of components and control systems
- Explain the basic concepts of flight & Physical properties of Atmosphere
- Identify the types of fuselage and constructions.
- Distinguish the types of Engines and explain the principles of Rocket

TEXT BOOKS:

1. John D. Anderson, Introduction to Flight, 8 th Ed., McGraw-Hill Education, New York,2015.
2. E Rathakrishnan, "Introduction to Aerospace Engineering: Basic Principles of Flight", John Wiley, NJ, 2021.
3. Stephen. A. Brandt, "Introduction to Aeronautics: A design perspective " American Institute of Aeronautics & Astronautics,1997.

REFERENCE:

1. Kermode, A.C., "Mechanics of Flight", Himalayan Book, 1997.

COURSE OBJECTIVES:

- To introduce fundamental concepts of industrial management
- To understand the approaches to the study of Management
- To learn about Decision Making, Organizing and leadership
- To analyze the Managerial Role and functions
- To know about the Supply Chain Management'

UNIT I INTRODUCTION**9**

Technology Management - Definition - Functions - Evolution of Modern Management - Scientific Management Development of Management Thought. Approaches to the study of Management, Forms of Organization -Individual Ownership - Partnership - Joint Stock Companies - Co-operative Enterprises - Public Sector Undertakings, Corporate Frame Work- Share Holders - Board of Directors - Committees - Chief Executive Line and Functional Managers,-Financial-Legal-Trade Union

UNIT II FUNCTIONS OF MANAGEMENT**9**

Planning - Nature and Purpose - Objectives - Strategies – Policies and Planning Premises - Decision Making - Organizing - Nature and Process - Premises - Departmentalization - Line and staff - Decentralization -Organizational culture, Staffing - selection and training .Placement - Performance appraisal - Career Strategy – Organizational Development. Leading - Managing human factor - Leadership .Communication, Controlling - Process of Controlling - Controlling techniques, productivity and operations management - Preventive control, Industrial Safety.

UNIT III ORGANIZATIONAL BEHAVIOUR**9**

Definition - Organization - Managerial Role and functions -Organizational approaches, Individual behaviour - causes - Environmental Effect - Behaviour and Performance, Perception - Organizational Implications. Personality - Contributing factors - Dimension – Need Theories - Process Theories - Job Satisfaction, Learning and Behaviour-Learning Curves, Work Design and approaches.

UNIT IV GROUPDYNAMICS**9**

Group Behaviour - Groups - Contributing factors - Group Norms, Communication - Process - Barriers to communication - Effective communication, leadership - formal and informal characteristics – Managerial Grid - Leadership styles - Group Decision Making - Leadership Role in Group Decision, Group Conflicts - Types -Causes - Conflict Resolution -Inter group relations and conflict, Organization centralization and decentralization - Formal and informal - Organizational Structures Organizational Change and Development -Change Process – Resistance to Change - Culture and Ethics.

UNIT V MODERN CONCEPTS**9**

Management by Objectives (MBO) - Management by Exception (MBE),Strategic Management - Planning for Future direction - SWOT Analysis -Evolving development strategies, information technology in management Decisions support system-Management Games Business Process Re-engineering(BPR) –Enterprises Resource Planning (ERP) - Supply Chain Management (SCM) - Activity Based Management (AM) - Global Perspective - Principles and Steps Advantages and disadvantage

TOTAL: 45 PERIODS

COURSE OUTCOMES:**CO1:** Understand the basic concepts of industrial management**CO2:** Identify the group conflicts and its causes.**CO3:** Perform swot analysis**CO4 :** Analyze the learning curves**CO5 :** Understand the placement and performance appraisal**REFERENCES:**

Maynard H.B, "Industrial Engineering Hand book", McGraw-Hill, sixth 2008

CO's-PO's & PSO's MAPPING

CO's	PO's												PSO's		
	1	2	3	4	5	6	7	8	9	10	11	12	1	2	3
1	2	1											2	1	
2		3	2	3											2
3	2	3	2	3									1	2	3
4	2	2	3	3										3	3
5	2	2											2		
AVg.	2	2.2	2.3	3									1.8	2	2.6

1 - low, 2 - medium, 3 - high, '-' - no correlation

OIE354**QUALITY ENGINEERING****L T P C**
3 0 0 3**COURSE OBJECTIVES**

- Developing a clear knowledge in the basics of various quality concepts.
- Facilitating the students in understanding the application of control charts and its techniques.
- Developing the special control procedures for service and process oriented industries.
- Analyzing and understanding the process capability study.
- Developing the acceptance sampling procedures for incoming raw material.

UNIT I INTRODUCTION**9**

Quality Dimensions–Quality definitions–Inspection–Quality control–Quality Assurance–Quality planning–Quality costs–Economics of quality– Quality loss function

UNIT II CONTROL CHARTS**9**

Chance and assignable causes of process variation, statistical basis of the control chart, control charts for variables- X, R and S charts, attribute control charts - p, np, c and u- Construction and application.

UNIT III SPECIAL CONTROL PROCEDURES**9**

Warning and modified control limits, control chart for individual measurements, multi-vari chart, Xchart with a linear trend, chart for moving averages and ranges, cumulative-sum and exponentially weighted moving average control charts.

UNIT IV STATISTICAL PROCESS CONTROL**9**

Process stability, process capability analysis using a Histogram or probability plots and control chart. Gauge capability studies, setting specification limits.

UNIT V ACCEPTANCE SAMPLING**9**

The acceptance sampling fundamental, OC curve, sampling plans for attributes, simple, double, multiple and sequential, sampling plans for variables, MIL-STD-105D and MIL-STD-414E & IS 2500 standards.

TOTAL: 45 PERIODS**COURSE OUTCOMES:**

Students will be able to:

CO1: Control the quality of processes using control charts for variables in manufacturing industries.

CO2: Control the occurrence of defective product and the defects in manufacturing companies.

CO3: Control the occurrence of defects in services.

CO4: Analyzing and understanding the process capability study.

CO5: Developing the acceptance sampling procedures for incoming raw material.

CO's-PO's & PSO's MAPPING

CO's	PO's												PSO's			
	1	2	3	4	5	6	7	8	9	10	11	12	1	2	3	
1	2	3	3		3			1	2			2	1			
2		3	3		3	3			3			3		2		
3	3	3	3		3				3			3	1			
4	3		2		3						1		1			
5		2			3				3			3				1
Avg.	2.6	2.7	2.7		3	3		1	2.7		1	2.7	1	2		1

1 - low, 2 - medium, 3 - high, '-' - no correlation

OSF351**FIRE SAFETY ENGINEERING**

L T P C
3 0 0 3

COURSE OBJECTIVES

- To enable the students to acquire knowledge of Fire and Safety Studies
- To learn about the effect of fire on materials used for construction, the method of test for non-combustibility & fire resistance
- To learn about fire area, fire stopped areas and different types of fire-resistant doors
- To learn about the method of fire protection of structural members and their repair due to fire damage.
- To develop safety professionals for both technical and management through systematic and quality-based study programmes

UNIT I INHERENT SAFETY CONCEPTS**9**

Compartment fire-factors controlling fire severity, ventilation controlled and fuel controlled fires; Spread of fire in rooms, within building and between buildings. Effect of temperature on the properties of structural materials- concrete, steel, masonry and wood; Behavior of non-structural materials on fire- plastics, glass, textile fibres and other house hold materials.

UNIT II PLANT LOCATIONS**9**

Compartment temperature-time response at pre-flashover and post flashover periods; Equivalence of fire severity of compartment fire and furnace fire; Fire resistance test on structural elements- standard heating condition, Indian standard test method, performance criteria.

UNIT III WORKING CONDITIONS**9**

Fire separation between building- principle of calculation of safe distance. Design principles of fire resistant walls and ceilings; Fire resistant screens- solid screens and water curtains; Local barriers; Fire stopped areas-in roof, in fire areas and in connecting structures; Fire doors- Low combustible, Non-combustible and Spark-proof doors; method of suspension of fire doors; Air-tight sealing of doors;

UNIT IV FIRE SEVERITY AND REPAIR TECHNIQUES**9**

Fabricated fire proof boards-calcium silicate, Gypsum, Vermiculite, and Perlite boards; Fire protection of structural elements - Wooden, Steel and RCC.. Reparability of fire damaged structures- Assessment of damage to concrete, steel, masonry and timber structures, Repair techniques- repair methods to reinforced concrete Columns, beams and slabs, Repair to steel structural members, Repair to masonry structures.

UNIT V WORKING AT HEIGHTS**9**

Safe Access - Requirement for Safe Work Platforms- Stairways - Gangways and Ramps-Fall Prevention & Fall Protection - Safety Belts - Safety nets - Fall Arrestors- Working on Fragile Roofs - Work Permit Systems-Accident Case Studies.

TOTAL : 45 PERIODS**COURSE OUTCOMES**

On completion of the course the student will be able to

CO1: Understand the effect of fire on materials used for construction

CO2: Understand the method of test for non-combustibility and fire resistance; and will be able to select different structural elements and their dimensions for a particular fire resistance rating of a building.

CO3: To understand the design concept of fire walls, fire screens, local barriers and fire doors and able to select them appropriately to prevent fire spread.

CO4: To decide the method of fire protection to RCC, steel, and wooden structural elements and their repair methods if damaged due to fire.

CO5: Describe the safety techniques and improve the analytical and intelligence to take the right decision at right time.

TEXT BOOKS

- Roytman, M. Y, "Principles of fire safety standards for building construction". Amerind Publishing Co. Pvt. Ltd., New Delhi, 1975
- John A. Purkiss, "Fire safety engineering design of structures" (2nd edn.), Butterworth Heinemann, Oxford, UK, 2009.

REFERENCES:

2. Smith, E.E. and Harmathy, T.Z. (Editors), "Design of buildings for fire safety". ASTM Special Publication 685, American Society for Testing and Materials, Boston, U.S.A, 1979.
3. Butcher, E. G. and Parnell, A. C, "Designing of fire safety". JohnWiley and Sons Ltd., New York, U.S.A. 1983.
4. Jain, V.K, "Fire safety in buildings" (2nd edn.). New Age International(P) Ltd., New Delhi, 2010.
4. Hazop&Hazan, "Identifying and Assessing Process Industry Hazards", Fourth Edition , 1999
5. Frank R. Spellman, Nancy E. Whiting, "The Handbook of Safety Engineering: Principles and Applications", 2009

CO's- PO's & PSO's MAPPING

CO's	PO's												PSO's		
	1	2	3	4	5	6	7	8	9	10	11	12	1	2	3
1	2	-	1	-	-	1	-	-	-	-	-	-	-	-	-
2	-	-	3	-	-	-	-	-	-	-	-	-	-	-	-
3	1	-	2	-	-	-	3	-	-	1	-	-	-	-	-
4	-	-	-	-	-	1	1	-	-	-	-	-	-	-	-
5	2	-	1	-	-	1	1	1	-	1	-	1	-	-	-
AVg.	1.3	-	1.75	-	-	1	1.3	1		1	-	1	-	-	-

1 - low, 2 - medium, 3 - high, '-' - no correlation

OML351

INTRODUCTION TO NON-DESTRUCTIVE TESTING

L T P C

3 0 0 3

COURSE OBJECTIVES:

The main learning objective of this course is to prepare the students for:

- Understanding the basic importance of NDT in quality assurance.
- Imbibing the basic principles of various NDT techniques, its applications, limitations, codes and standards.
- Equipping themselves to locate a flaw in various materials, products.
- Applying apply the testing methods for inspecting materials in accordance with industry specifications and standards.
- Acquiring the knowledge on the selection of the suitable NDT technique for a given application

UNIT I INTRODUCTION TO NDT & VISUAL TESTING

9

Concepts of Non-destructive testing-relative merits and limitations-NDT Versus mechanical testing, Fundamentals of Visual Testing – vision, lighting, material attributes, environmental factors, visual perception, direct and indirect methods – mirrors, magnifiers, boroscopes and fibrosopes – light sources and special lighting.

UNIT II LIQUID PENETRANT & MAGNETIC PARTICLE TESTING

9

Liquid Penetrant Inspection: principle, applications, advantages and limitations, dyes, developers and cleaners, Methods & Interpretation.

Magnetic Particle Inspection: Principles, applications, magnetization methods, magnetic particles, Testing Procedure, demagnetization, advantages and limitations, – Interpretation and evaluation of test indications.

UNIT III EDDY CURRENT TESTING & THERMOGRAPHY

9

Eddy Current Testing: Generation of eddy currents– properties– eddy current sensing elements, probes, Instrumentation, Types of arrangement, applications, advantages, limitations – Factors affecting sensing elements and coil impedance, calibration, Interpretation/Evaluation.

Thermography- Principle, Contact & Non-Contact inspection methods, Active & Passive methods, Liquid Crystal – Concept, example, advantages & limitations. Electromagnetic spectrum, infrared thermography- approaches, IR detectors, Instrumentation and methods, applications.

UNIT IV ULTRASONIC TESTING & AET

9

Ultrasonic Testing: Types of ultrasonic waves, characteristics, attenuation, couplants, probes, EMAT. Inspection methods-pulse echo, transmission and phased array techniques, types of

scanning and displays, angle beam inspection of welds, time of flight diffraction (TOFD) technique, Thickness determination by ultrasonic method, Study of A, B and C scan presentations, calibration. Acoustic Emission Technique – Introduction, Types of AE signal, AE wave propagation, Source location, Kaiser effect, AE transducers, Principle, AE parameters, AE instrumentation, Advantages & Limitations, Interpretation of Results, Applications.

UNIT V RADIOGRAPHY TESTING

9

Sources-X-rays and Gamma rays and their characteristics-absorption, scattering. Filters and screens, Imaging modalities-film radiography and digital radiography (Computed, Direct, Real Time, CT scan). Problems in shadow formation, exposure factors, inverse square law, exposure charts, Penetrameters, safety in radiography.

TOTAL: 45 PERIODS

COURSE OUTCOMES:

After completion of this course, the students will be able to

CO1:Realize the importance of NDT in various engineering fields.

CO2:Have a basic knowledge of surface NDE techniques which enables to carry out various inspection in accordance with the established procedures.

CO3:Calibrate the instrument and inspect for in-service damage in the components by means of Eddy current testing as well as Thermography testing.

CO4:Differentiate various techniques of UT and AET and select appropriate NDT methods for better evaluation.

CO5:Interpret the results of Radiography testing and also have the ability to analyse the influence of various parameters on the testing.

TEXT BOOKS:

1. Baldev Raj, T. Jayakumar and M. Thavasimuthu, Practical Non Destructive Testing, Alpha Science International Limited, 3rd edition, 2002.
2. J. Prasad and C. G. K. Nair, Non-Destructive Test and Evaluation of Materials, Tata McGraw-Hill Education, 2nd edition, 2011.
3. Ravi Prakash, "Non-Destructive Testing Techniques", 1st revised edition, New Age International Publishers, 2010.

REFERENCES:

1. ASM Metals Handbook, V-17, "Nondestructive Evaluation and Quality Control", American Society of Metals, USA, 2001.
2. Barry Hull and Vernon John,"Nondestructive Testing", Macmillan, 1989.
3. Chuck Hellier, "Handbook of Nondestructive Evaluation", Mc Graw Hill, 2012.
4. Louis Cartz, "Nondestructive Testing", ASM International, USA, 1995.

CO's-PO's & PSO's MAPPING

	PO1	PO2	PO3	PO4	PO5	PO6	PO7	PO8	PO9	PO10	PO11	PO12	PSO 1	PSO 2	PSO 3
C01	2	2	2	3			2	2				2	1	2	
C02	3	1	2	2			2	2				2	2	2	1
C03	3	2	1	2			2	2				2	2	2	
CO4	3	1	2	2			2	2				2	2	2	2
CO5	3	2	2	2			2	2				2	2	2	1
Avg	2.8	1.6	1.8	2.2			2	2				2	1.8	2	1.3

1 - low, 2 - medium, 3 - high, '-' - no correlation

COURSE OBJECTIVES:

The main learning objective of this course is to prepare the students for:

1. Selecting sensors to develop mechatronics systems.
2. Explaining the architecture and timing diagram of microprocessor, and also interpret and develop programs.
3. Designing appropriate interfacing circuits to connect I/O devices with microprocessor.
4. Applying PLC as a controller in mechatronics system.
5. Designing and develop the apt mechatronics system for an application.

UNIT – I INTRODUCTION AND SENSORS 9

Introduction to Mechatronics – Systems – Need for Mechatronics – Emerging areas of Mechatronics – Classification of Mechatronics. Sensors and Transducers: Static and Dynamic Characteristics of Sensor, Potentiometers – LVDT – Capacitance Sensors – Strain Gauges – Eddy Current Sensor – Hall Effect Sensor – Temperature Sensors – Light Sensors.

UNIT – II 8085 MICROPROCESSOR 9

Introduction – Pin Configuration - Architecture of 8085 – Addressing Modes – Instruction set, Timing diagram of 8085.

UNIT – III PROGRAMMABLE PERIPHERAL INTERFACE 9

Introduction – Architecture of 8255, Keyboard Interfacing, LED display – Interfacing, ADC and DAC Interface, Temperature Control – Stepper Motor Control – Traffic Control Interface.

UNIT – IV PROGRAMMABLE LOGIC CONTROLLER 9

Introduction – Architecture – Input / Output Processing – Programming with Timers, Counters and Internal relays – Data Handling – Selection of PLC.

UNIT – V ACTUATORS AND MECHATRONICS SYSTEM DESIGN 9

Types of Stepper and Servo motors – Construction – Working Principle – Characteristics, Stages of Mechatronics Design Process – Comparison of Traditional and Mechatronics Design Concepts with Examples – Case studies of Mechatronics Systems – Pick and Place Robot – Engine Management system – Automatic Car Park Barrier.

TOTAL: 45 PERIODS**COURSE OUTCOMES**

Upon successful completion of the course, students should be able to:

CO1: Select sensors to develop mechatronics systems.

CO2: Explain the architecture and timing diagram of microprocessor, and also interpret and develop programs.

CO3: Design appropriate interfacing circuits to connect I/O devices with microprocessor.

CO 4: Apply PLC as a controller in mechatronics system.

CO 5: Design and develop the apt mechatronics system for an application.

CO's-PO's & PSO's MAPPING															
COs/POs & PSO's	POs												PSOs		
	1	2	3	4	5	6	7	8	9	10	11	12	1	2	3
CO1	3	2	1	3		2						2	3	2	3
CO2	3	2	1	3		2						2	3	2	3
CO3	3	2	1	3		2						2	3	2	3
CO4	3	2	1	3		2						2	3	2	3
CO5	3	2	1	3		2						2	3	2	3
CO/PO & PSO Average	3	2	1	3		2						2	3	2	3
1 - low, 2 - medium, 3 - high, '-' - no correlation															

TEXT BOOKS

1. Bolton W., "Mechatronics", Pearson Education, 6th Edition, 2015.
2. Ramesh S Gaonkar, "Microprocessor Architecture, Programming, and Applications with the 8085", Penram International Publishing Private Limited, 6th Edition, 2013.

REFERENCES

1. Bradley D.A., Dawson D., Buru N.C. and Loader A.J., "Mechatronics", Chapman and Hall, 1993.
2. Davis G. Alciatore and Michael B. Hstand, "Introduction to Mechatronics and Measurement systems", McGraw Hill Education, 2011.
3. Devadas Shetty and Richard A. Kolk, "Mechatronics Systems Design", Cengage Learning, 2010.
4. Nitaigour Premchand Mahalik, "Mechatronics Principles, Concepts and Applications", McGraw Hill Education, 2015.
5. Smaili. A and Mrad. F, "Mechatronics Integrated Technologies for Intelligent Machines", Oxford University Press, 2007.

ORA351

FOUNDATION OF ROBOTICS

L T P C
3 0 0 3

COURSE OBJECTIVES:

- To study the kinematics, drive systems and programming of robots.
- To study the basics of robot laws and transmission systems.
- To familiarize students with the concepts and techniques of robot manipulator, its kinematics.
- To familiarize students with the various Programming and Machine Vision application in robots.
- To build confidence among students to evaluate, choose and incorporate robots in engineering systems.

UNIT – I FUNDAMENTALS OF ROBOT

9

Robot – Definition – Robot Anatomy – Co-ordinate systems, Work Envelope, types and classification – specifications – Pitch, yaw, Roll, Joint Notations, Speed of Motion, Pay Load – Robot Parts and their functions – Need for Robots – Different Applications.

UNIT – II ROBOT KINEMATICS**9**

Forward kinematics, inverse kinematics and the difference: forward kinematics and inverse Kinematics of Manipulators with two, three degrees of freedom (in 2 dimensional), four degrees of freedom (in 3 dimensional) – derivations and problems. Homogeneous transformation matrices, translation and rotation matrices.

UNIT – III ROBOT DRIVE SYSTEMS AND END EFFECTORS**9**

Pneumatic Drives – Hydraulic Drives – Mechanical Drives – Electrical Drives – D.C. Servo Motors, Stepper Motor, A.C. Servo Motors – Salient Features, Applications and Comparison of All These Drives. End Effectors – Grippers – Mechanical Grippers, Pneumatic and Hydraulic Grippers, Magnetic grippers, vacuum grippers, internal grippers and external grippers, selection and design considerations of a gripper

UNIT – IV SENSORS IN ROBOTICS**9**

Force sensors, touch and tactile sensors, proximity sensors, non-contact sensors, safety considerations in robotic cell, proximity sensors, fail safe hazard sensor systems, and compliance mechanism. Machine vision system - camera, frame grabber, sensing and digitizing image data – signal conversion, image storage, lighting techniques, image processing and analysis – data reduction, segmentation, feature extraction, object recognition, other algorithms, applications – Inspection, identification, visual serving and navigation.

UNIT – V PROGRAMMING AND APPLICATIONS OF ROBOT**9**

Teach pendant programming, lead through programming, robot programming languages – VAL programming – Motion Commands, Sensors commands, End-Effector Commands, and simple programs - Role of robots in inspection, assembly, material handling, underwater, space and medical fields.

TOTAL : 45 PERIODS**COURSE OUTCOMES**

At the end of the course, students will be able to:

CO1: Interpret the features of robots and technology involved in the control.

CO2: Apply the basic engineering knowledge and laws for the design of robotics.

CO3: Explain the basic concepts like various configurations, classification and parts of end effectors compare various end effectors and grippers and tools and sensors used in robots.

CO4: Explain the concept of kinematics, degeneracy, dexterity and trajectory planning.

CO5: Demonstrate the image processing and image analysis techniques by machine vision system.

CO's-PO's & PSO's MAPPING															
COs/POs & PSOs	POs												PSOs		
	1	2	3	4	5	6	7	8	9	10	11	12	1	2	3
CO1	3	2	1	1								1			3
CO2	3	2	1	1								1			3
CO3	3	2	1	1								1			3
CO4	3	2	1	1								1			3
CO5	3	2	1	1								1			3
CO/PO & PSO Average															
1 - low, 2 - medium, 3 - high, '-' - no correlation															

TEXT BOOKS:

1. Ganesh.S.Hedge, "A textbook of Industrial Robotics", Lakshmi Publications, 2006.
2. Mikell.P.Groover , "Industrial Robotics – Technology, Programming and applications" McGraw Hill 2ND edition 2012.

REFERENCES:

1. Fu K.S. Gonalz R.C. and ice C.S.G."Robotics Control, Sensing, Vision and Intelligence", McGraw Hill book co. 2007.
2. YoramKoren, "Robotics for Engineers", McGraw Hill Book, Co., 2002.
3. Janakiraman P.A., "Robotics and Image Processing", Tata McGraw Hill 2005.
4. John. J.Craig, "Introduction to Robotics: Mechanics and Control" 2nd Edition, 2002.
5. Jazar, "Theory of Applied Robotics: Kinematics, Dynamics and Control", Springer India reprint, 2010.

OAE352**FUNDAMENTALS OF AERONAUTICAL ENGINEERING****L T P C
3 0 0 3****COURSE OBJECTIVES:**

- To acquire the knowledge on the Historical evaluation of Airplanes
- To learn the different component systems and functions
- To know the concepts of basic properties and principles behind the flight
- To learn the basics of different structures & construction
- To learn the various types of power plants used in aircrafts

UNIT I HISTORY OF FLIGHT**8**

Balloon flight-ornithopter-Early Airplanes by Wright Brothers, biplanes and monoplanes, Developments in aerodynamics, materials, structures and propulsion over the years.

UNIT II AIRCRAFT CONFIGURATIONS AND ITS CONTROLS**10**

Different types of flight vehicles, classifications-Components of an airplane and their functions- Conventional control, powered control- Basic instruments for flying-Typical systems for control actuation.

UNIT III BASICS OF AERODYNAMICS**9**

Physical Properties and structures of the Atmosphere, Temperature, pressure and altitude relationships, Newton's Law of Motions applied to Aeronautics-Evolution of lift, drag and moment. Aerofoils, Mach number, Maneuvers.

UNIT IV BASICS OF AIRCRAFT STRUCTURES**9**

General types of construction, Monocoque, semi-monocoque and geodesic constructions, typical wing and fuselage structure. Metallic and non-metallic materials. Use of Aluminium alloy, titanium, stainless steel and composite materials. Stresses and strains-Hooke's law- stress-strain diagrams- elastic constants-Factor of Safety.

UNIT V BASICS OF PROPULSION**9**

Basic ideas about piston, turboprop and jet engines – use of propeller and jets for thrust production- Comparative merits, Principle of operation of rocket, types of rocket and typical applications, Exploration into space.

TOTAL : 45 PERIODS

COURSE OUTCOMES:

CO1:Illustrate the history of aircraft & developments over the years

CO2:Ability to identify the types & classifications of components and control systems

CO3:Explain the basic concepts of flight & Physical properties of Atmosphere

CO4:Identify the types of fuselage and constructions.

CO5:Distinguish the types of Engines and explain the principles of Rocket

TEXT BOOKS

1. Anderson, J.D., Introduction to Flight, McGraw-Hill; 8th edition , 2015

2. . E Rathakrishnan, "Introduction to Aerospace Engineering: Basic Principles of Flight", John Wiley, NJ, 2021

3. Stephen.A. Brandt, Introduction to aeronautics: A design perspective, 2nd edition, AIAA Education Series, 2004.

REFERENCE

1. SADHU SINGH, "INTERNAL COMBUSTION ENGINES AND GAS TURBINE"-, SS Kataria & sons, 2015

2. KERMODE , "FLIGHT WITHOUT FORMULAE", -, Pitman; 4th Revised edition 1989

OGI351

REMOTE SENSING CONCEPTS

L T P C
3 0 0 3

COURSE OBJECTIVES:

- To introduce the concepts of remote sensing processes and its components.
- To expose the various remote sensing platforms and sensors and to introduce the elements of data interpretation

UNIT I REMOTE SENSING AND ELECTROMAGNETIC RADIATION 9

Definition – components of RS – History of Remote Sensing – Merits and demerits of data collation between conventional and remote sensing methods - Electromagnetic Spectrum – Radiation principles - Wave theory, Planck's law, Wien's Displacement Law, Stefan's Boltzmann law, Kirchoff's law – Radiation sources: active & passive - Radiation Quantities

UNIT II EMR INTERACTION WITH ATMOSPHERE AND EARTH MATERIAL 9

Standard atmospheric profile – main atmospheric regions and its characteristics – interaction of radiation with atmosphere – Scattering, absorption and refraction – Atmospheric windows - Energy balance equation – Specular and diffuse reflectors – Spectral reflectance & emittance – Spectroradiometer – Spectral Signature concepts – Typical spectral reflectance curves for vegetation, soil and water – solid surface scattering in microwave region.

UNIT III ORBITS AND PLATFORMS 9

Motions of planets and satellites – Newton's law of gravitation - Gravitational field and potential - Escape velocity - Kepler's law of planetary motion - Orbit elements and types – Orbital perturbations and maneuvers – Types of remote sensing platforms - Ground based, Airborne platforms and Space borne platforms – Classification of satellites – Sun synchronous and Geosynchronous satellites – Lagrange Orbit.

UNIT IV SENSING TECHNIQUES 9

Classification of remote sensors – Resolution concept : spatial, spectral, radiometric and temporal resolutions - Scanners - Along and across track scanners – Optical-infrared sensors – Thermal

sensors – microwave sensors – Calibration of sensors - High Resolution Sensors - LIDAR , UAV – Orbital and sensor characteristics of live Indian earth observation satellites

UNIT V DATA PRODUCTS AND INTERPRETATION

9

Photographic and digital products – Types, levels and open source satellite data products – selection and procurement of data– Visual interpretation: basic elements and interpretation keys - Digital interpretation – Concepts of Image rectification, Image enhancement and Image classification

TOTAL:45 PERIODS

COURSE OUTCOMES:

On completion of the course, the student is expected to

- CO 1** Understand the concepts and laws related to remote sensing
- CO 2** Understand the interaction of electromagnetic radiation with atmosphere and earth material
- CO 3** Acquire knowledge about satellite orbits and different types of satellites
- CO 4** Understand the different types of remote sensors
- CO 5** Gain knowledge about the concepts of interpretation of satellite imagery

TEXTBOOKS:

1. Thomas M.Lillesand, Ralph W. Kiefer and Jonathan W. Chipman, Remote Sensing and Image interpretation, John Wiley and Sons, Inc, New York,2015.
2. George Joseph and C Jeganathan, Fundamentals of Remote Sensing,Third Edition Universities Press (India) Private limited, Hyderabad, 2018

REFERENCES:

1. Janza, F.Z., Blue H.M. and Johnson,J.E. Manual of Remote Sensing. Vol.1, American Society of Photogrametry, Virginia, USA, 2002.
2. Verbyla, David, Satellite Remote Sensing of Natural Resources. CRC Press, 1995
3. Paul Curran P.J. Principles of Remote Sensing. Longman, RLBS, 1988.
4. Introduction to Physics and Techniques of Remote Sensing , Charles Elachi and Jacob Van Zyl, 2006 Edition II, Wiley Publication.
5. Basudeb Bhatta, Remote Sensing and GIS, Oxford University Press, 2011

CO's-PO's & PSO's MAPPING

PO	Graduate Attribute	Course Outcome					Average
		CO1	CO2	CO3	CO4	CO5	
PO1	Engineering Knowledge	3	3	3	3	3	3
PO2	Problem Analysis				3	3	3
PO3	Design/Development of Solutions				3	3	3
PO4	Conduct Investigations of Complex Problems				3	3	3
PO5	Modern Tool Usage				3	3	3
PO6	The Engineer and Society						
PO 7	Environment and Sustainability						
PO 8	Ethics						
PO 9	Individual and Team Work						
PO 10	Communication						
PO 11	Project Management and Finance						
PO 12	Life-long Learning	3		3	3	3	3
PSO 1	Knowledge of Geoinformatics discipline	3	3	3	3	3	3
PSO 2	Critical analysis of Geoinformatics	3	3	3	3	3	3

	Engineering problems and innovations						
PSO 3	Conceptualization and evaluation of Design solutions	3	3	3	3	3	3

1 - low, 2 - medium, 3 - high, '-' - no correlation

OAI351

URBAN AGRICULTURE

L T P C

3 0 0 3

COURSE OBJECTIVES:

- To introduce the students the principles of agricultural crop production and the production practices of crops in modern ways.
- To delineate the role of agricultural engineers in relation to various crop production practices.

UNIT I INTRODUCTION

9

Benefits of urban agriculture- economic benefits, environmental benefits, social and cultural benefits, educational, skill-building and job training benefits, health, nutrition and food accessibility benefits.

UNIT II VERTICAL FARMING

9

Vertical farming- types, green facade, living/green wall-modular green wall , vegetated mat wall- Structures and components for green wall system: plant selection, growing media, irrigation and plant nutrition: Design, light, benefits of vertical gardening. Roof garden and its types. Kitchen garden, hanging baskets: The house plants/ indoor plants

UNIT III SOIL LESS CULTIVATION

9

Hydroponics, aeroponics, aquaponics: merits and limitations, costs and Challenges, backyard gardens- tactical gardens- street landscaping- forest gardening, greenhouses, urban beekeeping

UNIT IV MODERN CONCEPTS

9

Growth of plants in vertical pipes in terraces and inside buildings, micro irrigation concepts suitable for roof top gardening, rain hose system, Green house, polyhouse and shade net system of crop production on roof tops

UNIT V WASTE MANAGEMENT

9

Concept, scope and maintenance of waste management- recycle of organic waste, garden wastes- solid waste management-scope, microbiology of waste, other ingredients like insecticide, pesticides and fungicides residues, waste utilization.

TOTAL: 45 PERIODS

COURSE OUTCOMES

CO1:Demonstrate the principles behind crop production and various parameters that influences the crop growth on roof tops

CO2:Explain different methods of crop production on roof tops

CO3:Explain nutrient and pest management for crop production on roof tops

CO4:Illustrate crop water requirement and irrigation water management on roof tops

CO5:Explain the concept of waste management on roof tops

TEXT BOOKS:

1. Martellozzo F and J S Landry. 2020. Urban Agriculture. Scitus Academics Llc.

2. Rob Roggema. 2016. Sustainable Urban Agriculture and Food Planning. Routledge Taylor and Francis Group.

3. Akrong M O. 2012. Urban Agriculture. LAP Lambert Academic Publishing.

REFERENCES:

1. Agha Rokh A. 2008. Evaluation of ornamental flowers and fishes breeding in Bushehr urban wastewater using a pilot-scale aquaponic system. *Water and Wastewater*, 19 (65): 47–53.
2. Agrawal M, Singh B, Rajput M, Marshall F and Bell J. N. B. 2003. Effect of air pollution on peri-urban agriculture: A case study. *Environmental Pollution*, 126 (3): 323–329. <https://www.sciencedirect.com/science/article/pii/S0269749103002458#aep-section-id24>.
3. Jac Smit and Joe Nasr. 1992. Urban agriculture for sustainable cities: using wastes and idle land and water bodies as resources. *Environment and Urbanization*, 4 (2):141-152.

CO's-PO's & PSO's MAPPING

PO/PSO		CO1	CO2	CO3	CO4	CO5	Overall correlation of COs with POs
PO1	Engineering Knowledge	1	2	1	1	2	1
PO2	Problem Analysis	1	1	1	1	1	2
PO3	Design/ Development of Solutions	1	2	1	1	3	2
PO4	Conduct Investigations of Complex Problems	1	1	2	2	1	1
PO5	Modern Tool Usage	1	2	1	1	1	2
PO6	The Engineer and Society	1	2	1	2	1	1
PO7	Environment and sustainability	1	2	1	1	2	1
PO8	Ethics	2	1	1	1	2	1
PO9	Individual and team work:	1	1	2	1	1	1
PO10	Communication	1	2	1	1	2	1
PO11	Project management and finance	1	1	1	1	1	2
PO12	Life-long learning:	1	2	1	1	3	2
PSO1	To make expertise in design and engineering problem solving approach in agriculture with proper knowledge and skill	1	2	1	1	2	1
PSO2	To enhance students ability to formulate solutions to real-world problems pertaining to sustained agricultural productivity using modern technologies.	2	1	2	1	1	1
PSO3	To inculcate entrepreneurial skills through strong Industry-Institution linkage.	1	2	1	2	1	2

1 - low, 2 - medium, 3 - high, '-' - no correlation

OEN351

DRINKING WATER SUPPLY AND TREATMENT

**L T P C
3 0 0 3**

COURSE OBJECTIVE:

- To equip the students with the principles and design of water treatment units and distribution system.

UNIT I	SOURCES OF WATER	9
Public water supply system – Planning, Objectives, Design period, Population forecasting; Water demand – Sources of water and their characteristics, Surface and Groundwater – Impounding Reservoir – Development and selection of source – Source Water quality – Characterization – Significance – Drinking Water quality standards.		
UNIT II	CONVEYANCE FROM THE SOURCE	9
Water supply – intake structures – Functions; Pipes and conduits for water – Pipe materials – Hydraulics of flow in pipes – Transmission main design – Laying, jointing and testing of pipes – appurtenances – Types and capacity of pumps – Selection of pumps and pipe materials.		
UNIT III	WATER TREATMENT	9
Objectives – Unit operations and processes – Principles, functions, and design of water treatment plant units, aerators of flash mixers, Coagulation and flocculation – sand filters - Disinfection – Construction, Operation and Maintenance aspects.		
UNIT IV	ADVANCED WATER TREATMENT	9
Water softening – Desalination- R.O. Plant – demineralization – Adsorption - Ion exchange– Membrane Systems - Iron and Manganese removal - Defluoridation - Construction and Operation and Maintenance aspects		
UNIT V	WATER DISTRIBUTION AND SUPPLY	9
Requirements of water distribution – Components – Selection of pipe material – Service reservoirs - Functions – Network design – Economics - Computer applications – Appurtenances – Leak detection - Principles of design of water supply in buildings – House service connection – Fixtures and fittings, systems of plumbing and types of plumbing.		

TOTAL: 45 PERIODS

COURSE OUTCOMES

- CO1: an understanding of water quality criteria and standards, and their relation to public health
- CO2: the ability to design the water conveyance system
- CO3: the knowledge in various unit operations and processes in water treatment
- CO4: an ability to understand the various systems for advanced water treatment
- CO5: an insight into the structure of drinking water distribution system

TEXTBOOKS :

1. Garg. S.K., "Water Supply Engineering", Khanna Publishers, Delhi, September 2008.
2. Punmia B.C, Arun K.Jain, Ashok K.Jain, " Water supply Engineering" Lakshmi publication private limited, New Delhi, 2016.
3. Rangwala "Water Supply and Sanitary Engineering", February 2022
4. Birdie.G.S., "Water Supply and Sanitary Engineering", Dhanpat Rai and sons, 2018.

REFERENCES :

1. Fair. G.M., Geyer.J.C., "Water Supply and Wastewater Disposal", John Wiley and Sons, 1954.
2. Babbit.H.E, and Donald.J.J, "Water Supply Engineering" , McGraw Hill book Co, 1984.
3. Steel. E.W.et al., "Water Supply Engineering" , Mc Graw Hill International book Co, 1984.
4. Duggal. K.N., "Elememts of public Health Engineering", S.Chand and Company Ltd, New Delhi, 1998.

CO's- PO's & PSO's MAPPING

CO's	PO's												PSO's		
	1	2	3	4	5	6	7	8	9	10	11	12	1	2	3
1		3						3		3			3		
2		3		2		2				3			3		
3				2		2				3			3		
4			3	2				3	2	3			3		
5			3	2			1		2	3		1			
Avg.		3	3	2		2	1	3	2	3		1	3		

1.low, 2-medium, 3-high, '-'- no correlation

Note: The average value of this course to be used for program articulation matrix.

OEE352

ELECTRIC VEHICLE TECHNOLOGY

L T P C
3 0 0 3

COURSE OBJECTIVES

- To provide knowledge about electric machines and special machine
- To understand the basics of power converters
- To know the concepts of controlling DC and AC drive systems
- To understand the architecture and power train components.
- To impart knowledge on vehicle control for standard drive cycles of hybrid electrical vehicles (HEVs)

UNIT I ROTATING POWER CONVERTERS 9

Magnetic circuits- DC machine and AC machine –Working principle of Generator and Motor-DC and AC - Voltage and torque equations – Characteristics and applications. Working principle of special machines like: Brushless DC motor, Switched reluctance motor and PMSM.

UNIT II STATIC POWER CONVERTERS 9

Working and Characteristics of Power Diodes, MOSFET and IGBT. Working of uncontrolled rectifiers, controlled rectifiers (Single phase and Three phase), DC choppers, single and three phase inverters, Multilevel inverters and Matrix Converters.

UNIT III CONTROL OF DC AND AC MOTOR DRIVES 9

Speed control for constant torque, constant HP operation of all electric motors - DC/DC chopper based four quadrant operation of DC motor drives, inverter based V/f Operation (motoring and braking) of induction motor drives, Transformation theory, vector control operation of Induction motor and PMSM, Brushless DC motor drives, Switched reluctance motor (SRM) drives

UNIT IV HYBRID ELECTRIC VEHICLE ARCHITECTURE AND POWER TRAIN COMPONENTS 9

History of evolution of Electric Vehicles - Comparison of Electric Vehicles with Internal Combustion Engines - Architecture of Electric Vehicles (EV) and Hybrid Electric Vehicles (HEV) – Plug-in Hybrid Electric Vehicles (PHEV)- Power train components and sizing, Gears, Clutches, Transmission and Brakes.

UNIT V MECHANICS OF HYBRID ELECTRIC VEHICLES AND CONTROL OF VEHICLES 9

Fundamentals of vehicle mechanics - tractive force, power and energy requirements for standard drive cycles of HEV's - motor torque and power rating and battery capacity. HEV supervisory control - Selection of modes - power split mode - parallel mode - engine brake mode - regeneration mode - series parallel mode

TOTAL: 45 PERIODS

COURSE OUTCOMES:

CO1: Able to understand the principles of conventional and special electrical machines.

CO2: Acquired the concepts of power devices and power converters

CO3: Able to understand the control for DC and AC drive systems.

CO4: Learned the electric vehicle architecture and power train components.

CO5: Acquired the knowledge of mechanics of electric vehicles and control of electric vehicles.

CO's-PO's & PSO's MAPPING

	PO 1	PO 2	PO 3	PO 4	PO 5	PO 6	PO 7	PO 8	PO 9	PO 10	PO 11	PO 12	PS O1	PS O2	PS O3
CO1	3	2			3								3	3	3
CO2	3	2	2			3			3				3	3	3
CO3	3			3		2	2						3	3	3
CO4	3	2	2		3								3	3	3
CO5	3		2								2		3	3	3
Avg	3	2	2	3	3	1	2		3		2		3	3	3

1 - low, 2 - medium, 3 - high, '-' - no correlation

REFERENCES:

- 1 Stephen D. Umans, "Fitzgerald & Kingsley's Electric Machinery", Tata McGraw Hill, 7th Edition, 2020.
- 2 Bogdan M. Wilamowski, J. David Irwin, The Industrial Electronics Handbook, Second Edition, Power Electronics and Motor Drives, CRC Press, 2011
- 3 Paul C. Krause, Oleg Wasynczuk, Scott D. Sudhoff, Steven D. Pekarek "Analysis of Electric Machinery and Drive Systems", 3rd Edition, Wiley-IEEE Press, 2013.
- 4 Rashid M.H., "Power Electronics Circuits, Devices and Applications ", Pearson, fourth Edition, 10th Impression 2021.
- 5 Iqbal Husain, 'Electric and Hybrid Electric Vehicles', CRC Press, 2021.
- 6 Wei Liu, 'Hybrid Electric Vehicle System Modeling and Control', Second Edition, WILEY, 2017
- 7 James Larminie and John Lowry, 'Electric Vehicle Technology Explained', Second Edition, Wiley, 2012

OEI353

INTRODUCTION TO PLC PROGRAMMING

L T P C

3 0 0 3

COURSE OBJECTIVES:

- Understand basic PLC terminologies digital principles, PLC architecture and operation.
- Familiarize different programming language of PLC.
- Develop PLC logic for simple applications using ladder logic.
- Understand the hardware and software behind PLC and SCADA.
- Exposures about communication architecture of PLC/SCADA.

UNIT I INTRODUCTION TO PLC 9

Introduction to PLC: Microprocessor, I/O Ports, Isolation, Filters, Drivers, Microcontrollers/DSP, PLC/DDC- PLC Construction: What is a PLC, PLC Memories, PLC I/O, , PLC Special I/O, PLC Types.

UNIT II PLC INSTRUCTIONS 9

PLC Basic Instructions: PLC Ladder Language- Function block Programming- Ladder/Function Block functions- PLC Basic Instructions, Basic Examples (Start Stop Rung, Entry/Reset Rung)- Configuration of Sensors, Switches, Solid State Relays-Interlock examples- Timers, Counters, Examples.

UNIT III PLC PROGRAMMING 9

Different types of PLC program, Basic Ladder logic, logic functions, PLC module addressing, registers basics, basic relay instructions, Latching Relays, arithmetic functions, comparison functions, data handling, data move functions, timer-counter instructions, input-output instructions, sequencer instructions

UNIT IV COMMUNICATION OF PLC AND SCADA 9

Communication Protocol – Modbus, HART, Profibus- Communication facilities SCADA: - Hardware and software, Remote terminal units, Master Station and Communication architectures

UNIT V CASE STUDIES 9

Stepper Motor Control- Elevator Control-CNC Machine Control- conveyor control-Interlocking Problems

TOTAL:45 PERIODS

SKILL DEVELOPMENT ACTIVITIES (Group Seminar/Mini Project/Assignment/Content Preparation / Quiz/ Surprise Test / Solving GATE questions/ etc) 5

1. Market survey of the recent PLCs and comparison of their features.
2. Summarize the PLC standards
3. Familiarization of any one programming language (Ladder diagram/ Sequential Function Chart/ Function Block Diagram/ Equivalent open source software)
4. Market survey of Communication Network Used for PLC/SCADA.

COURSE OUTCOMES:

- CO1** Know the basic requirement of a PLC input/output devices and architecture. (L1)
CO2 Ability to apply Basics Instruction Sets used for ladder Logic and Function Block Programming.(L2)
CO3 Ability to design PLC Programmes by Applying Timer/Counter and Arithmetic and Logic Instructions Studied for Ladder Logic and Function Block.(L3)
CO4 Able to develop a PLC logic for a specific application on real world problem. (L5)
CO5 Ability to Understand the Concepts of Communication used for PLC/SCADA.(L1)

TEXT BOOKS:

1. Frank Petruzzola, Programmable Logic Controllers, Tata Mc-Graw Hill Edition
2. John W. Webb, Ronald A. Reis, Programmable Logic Controllers Principles and Applications, PHI publication

REFERENCES:

1. MadhuchandMitra and SamerjitSengupta, Programmable Logic Controllers Industrial Automation an Introduction, Penram International Publishing Pvt. Ltd.

- J. R. Hackworth and F. D. Hackworth, Programmable Logic Controllers Principles and Applications, Pearson publication

List of Open Source Software/ Learning website:

- <https://nptel.ac.in/courses/108105063>
- <https://www.electrical4u.com/industrial-automation/>
- <https://www.etf.ues.rs.ba/~slubura/Procesni%20racunari/Programmable%20Logic%20Controllers%20Programming%20Methods.pdf>
- <https://www.electrical4u.com/industrial-automation/>

CO's-PO's & PSO's MAPPING

PO, PSO CO	PO 01	PO 02	PO 03	PO 04	PO 05	PO 06	PO 07	PO 08	PO 09	PO 10	PO 11	PO 12	PSO 1	PSO 2	PSO 3
CO1	3	2	1					1		1					
CO2	3	3	2					1		1	2				2
CO3	3	3	3	3	1			1		1					
CO4	3	3		3	3			1		1			3	3	
CO5	3	3	3	2	1			1		1			3	3	3
Avg	3	2.9	2.25	2.6	1.6			1		1			3	3	2.9

1 - low, 2 - medium, 3 - high, '-' - no correlation

OCH351

NANO TECHNOLOGY

L T P C
3 0 0 3

UNIT I INTRODUCTION

8

General definition and size effects—important nano structured materials and nano particles- importance of nano materials- Size effect on thermal, electrical, electronic, mechanical, optical and magnetic properties of nanomaterials- surface area - band gap energy and applications. Photochemistry and Electrochemistry of nanomaterials –ionic properties of nanomaterials- Nano catalysis.

UNIT II SYNTHESIS OF NANOMATERIALS

8

Bottom up and Top-down approach for obtaining nano materials - Precipitation methods – sol gel technique – high energy ball milling, CVD and PVD methods, gas phase condensation, magnetron sputtering and laser deposition methods – laser ablation, sputtering.

UNIT III NANO COMPOSITES

10

Definition- importance of nanocomposites- nano composite materials-classification of composites- metal/metal oxides, metal-polymer- thermoplastic based, thermoset based and elastomer based- influence of size, shape and role of interface in composites applications.

UNIT IV NANO STRUCTURES AND CHARACTERIZATION TECHNIQUES

10

Classifications of nanomaterials - Zero dimensional, one-dimensional and two-dimensional nanostructures- Kinetics in nanostructured materials- multilayer thin films and superlattice-clusters of metals, semiconductors and nanocomposites. Spectroscopic techniques, Diffraction methods, thermal analysis method, BET analysis method.

UNIT V APPLICATIONS OF NANO MATERIALS**9**

Overview of nanomaterials properties and their applications, nano painting, nano coating, nanomaterials for renewable energy, Molecular Electronics and Nanoelectronics – Nanobots-Biological Applications. Emerging technologies for environmental applications- Practice of nanoparticles for environmental remediation and water treatment.

TOTAL : 45 PERIODS**COURSE OUTCOMES:**

CO1 - understand the basic properties such as structural, physical, chemical properties of nanomaterials and their applications.

CO2 – able to acquire knowledge about the different types of nano material synthesis

CO3 – describes about the shape, size,structure of composite nano materials and their interference

CO4 – understand the different characterization techniques for nanomaterials

CO5 - develop a deeper knowledge in the application of nanomaterials in different fields.

TEXT BOOKS

1. Mick Wilson, Kamali Kannangara,Geoff Smith, Michelle Simmom, Burkhard Raguse, “ Nano Technology: Basic Science & Engineering Technology”, 2005, Overseas Press

2. G. Cao, “Nanostructures & Nanomaterials: Synthesis, Properties &Applications” Imperial College Press, 2004

3.William A Goddard “Handbook of Nanoscience, Engineering and Technology”, 3rd Edition, CRC Taylor and Francis group 2012.

REFERENCES

1. R.H.J.Hannink & A.J.Hill, Nanostructure Control, Wood Head Publishing Ltd.,Cambridge, 2006.
2. C.N.R.Rao, A.Muller, A.K.Cheetham, The Chemistry of Nanomaterials: Synthesis, Properties and Applications Vol. I & II, 2nd edition, 2005, Wiley VCH Verlag Gbtl & Co
3. Ivor Brodie and Julius J.Muray,'The physics of Micro/Nano – Fabrication',Springer International Edition,2010

CO's-PO's & PSO's MAPPING

Course Outcomes	Statement	Program Outcome														
		PO 1	PO 2	PO 3	PO 4	PO 5	PO 6	PO 7	PO 8	PO 9	PO 10	PO 11	PO 12	PS O1	PS O2	PS O3
CO1	understand the basic properties such as structural, physical, chemical properties of nanomaterials and their applications	2	3	2	3	3	-	-	-	1	1	-	3	1	1	3
CO2	acquire knowledge about the different types of nano material synthesis	2	3	1	3	3	-	-	-	1	1	-	3	2	1	3
CO3	describes about the shape, size,structure of composite nano materials and their	2	2	2	3	3	1	1	-	1	1	-	3	2	1	3

	interference															
CO4	understand the different characterization techniques for nanomaterials	2	2	1	3	3	1	1	1	1	-	1	3	1	1	3
CO5	develop a deeper knowledge in the application of nanomaterials in different fields	2	2	1	3	3	1	1	1	1	-	1	3	2	1	3
	Overall CO	3	2	2	1	3	3	1	1	1	1	1	1	3	2	1

1 - low, 2 - medium, 3 - high, '-' - no correlation

OCH352

FUNCTIONAL MATERIALS

L T P C
3 0 0 3

COURSE OBJECTIVE:

- The course emphasis on the molecular safe assembly and materials for polymer electronics

UNIT I INTRODUCTION

9

Historical Perspectives, Lessons from the Nature, Engineering the Functions, Tuning the functions, Multiscale Modeling and Computation, Classification of Functional Materials, Functional Diversity of Materials, Hybrid Materials, Technological Relevance, Societal Impact.

UNIT II MOLECULAR SELF ASSEMBLY

9

Molecular Organization, Self-Assembly in Biology, Energetics of Self-Organization, A Few Case Studies, Synthetic Protocols and Challenges, Solvent-assisted Self-Assembly, Directed Assembly-Langmuir-Blodgett and Langmuir-Schaefer techniques, Technological Applications of SAMs.

UNIT III BIO-INSPIRED MATERIALS

9

Bio-inspired materials, Classification, Biomimicry, Spider Silk, Lotus Leaf, Gecko feet, Synovial fluid, 'Bionics'-Bio-inspired Information Technologies, Artificial Sensory Organs, Biomineralization-En route to Nanotechnology.

UNIT IV SMART OR INTELLIGENT MATERIALS

9

Criteria for Smartness, Significance of Smart Materials, Representative Examples like Smart Gels and Polymers, Electro/Magneto Rheological Fluids, Smart Electroceramics, Technical Limitations and Challenges, Functional Nanocomposites, Polymer-carbon nanotube composites.

UNIT V MATERIALS FOR POLYMER ELECTRONICS

9

Polymers for Electronics, Organic Light Emitting Diodes, Working Principle of OLEDs, Illustrated Examples, Organic Field-Effect Transistors Operating Principle, Design Considerations, Polymer FETs vs Inorganic FETs, Liquid Crystal Displays, Engineering Aspects of Flat Panel Displays, Intelligent Polymers for Data Storage, Polymer-based Data Storage-Principle, Magnetic Vs. Polymer-based Data Storage.

TOTAL: 45 PERIODS

COURSE OUTCOME:

- Students will be able to differentiate among various functional properties and select appropriate material for certain functional applications, analyze the nature and potential of functional material.

TEXT BOOK:

1. Vijayamohan K. Pillai and MeeraParthasarathy, "Functional Materials: A chemist's perspective", Universities Press Hyderabad (2012).

REFERENCE:

1. Stephen Manne "Biomimetic Materials Chemistry" Wiley-VCH Newyork, 1966.

OFD352**TRADITIONAL INDIAN FOODS****L T P C****3 0 0 3****COURSE OBJECTIVE:**

- To help students acquire a sound knowledge on diversities of foods, food habits and patterns in India with focus on traditional foods.

UNIT I HISTORICAL AND CULTURAL PERSPECTIVES**9**

Food production and accessibility - subsistence foraging, horticulture, agriculture and pastoralization, origin of agriculture, earliest crops grown. Food as source of physical sustenance, food as religious and cultural symbols; importance of food in understanding human culture - variability, diversity, from basic ingredients to food preparation; impact of customs and traditions on food habits, heterogeneity within cultures (social groups) and specific social contexts - festive occasions, specific religious festivals, mourning etc. Kosher, Halal foods; foods for religious and other fasts.

UNIT II TRADITIONAL METHODS OF FOOD PROCESSING**9**

Traditional methods of milling grains – rice, wheat and corn – equipments and processes as compared to modern methods. Equipments and processes for edible oil extraction, paneer, butter and ghee manufacture – comparison of traditional and modern methods. Energy costs, efficiency, yield, shelf life and nutrient content comparisons. Traditional methods of food preservation – sundrying, osmotic drying, brining, pickling and smoking.

UNIT III TRADITIONAL FOOD PATTERNS**9**

Typical breakfast, meal and snack foods of different regions of India. Regional foods that have gone Pan Indian / Global. Popular regional foods; Traditional fermented foods, pickles and preserves, beverages, snacks, desserts and sweets, street foods; IPR issues in traditional foods

UNIT IV COMMERCIAL PRODUCTION OF TRADITIONAL FOODS**9**

Commercial production of traditional breads, snacks, ready-to-eat foods and instant mixes, frozen foods – types marketed, turnover; role of SHGs, SMES industries, national and multinational companies; commercial production and packaging of traditional beverages such as tender coconut water, neera, lassi, buttermilk, dahi. Commercial production of intermediate foods – ginger and garlic pastes, tamarind pastes, masalas (spice mixes), idli and dosa batters.

UNIT V HEALTH ASPECTS OF TRADITIONAL FOODS 9
Comparison of traditional foods with typical fast foods / junk foods – cost, food safety, nutrient composition, bioactive components; energy and environmental costs of traditional foods; traditional foods used for specific ailments /illnesses.

TOTAL: 45 PERIODS

COURSE OUTCOMES:

CO1 To understand the historical and traditional perspective of foods and food habits

CO2 To understand the wide diversity and common features of traditional Indian foods and meal patterns.

TEXT BOOKS:

1. Sen, Colleen Taylor “Food Culture in India” Greenwood Press, 2005.

2. Davidar, Ruth N. “Indian Food Science: A Health and Nutrition Guide to Traditional Recipes: East West Books, 2001.

**OFD353 INTRODUCTION TO FOOD PROCESSING L T P C
3 0 0 3**

COURSE OBJECTIVE:

• The course aims to introduce the students to the area of Food Processing. This is necessary for effective understanding of a detailed study of food processing and technology subjects. This course will enable students to appreciate the importance of food processing with respect to the producer, manufacturer and consumer.

UNIT I PROCESSING OF FOOD AND ITS IMPORTANCE 9

Source of food - plant, animal and microbial origin; different foods and groups of foods as raw materials for processing – cereals, pulses, grains, vegetables and fruits, milk and animal foods, sea weeds, algae, oil seeds & fats, sugars, tea, coffee, cocoa, spices and condiments, additives; need and significance of processing these foods.

UNIT II METHODS OF FOOD HANDLING AND STORAGE 9

Nature of harvested crop, plant and animal; storage of raw materials and products using low temperature, refrigerated gas storage of foods, gas packed refrigerated foods, sub atmospheric storage, Gas atmospheric storage of meat, grains, seeds and flour, roots and tubers; freezing of raw and processed foods.

UNIT III LARGE-SCALE FOOD PROCESSING 12

Milling of grains and pulses; edible oil extraction; Pasteurisation of milk and yoghurt; canning and bottling of foods; drying – Traditional and modern methods of drying, Dehydration of fruits, vegetables, milk, animal products etc; preservation by use of acid, sugar and salt; Pickling and curing with microorganisms, use of salt, and microbial fermentation; frying, baking, extrusion cooking, snack foods.

UNIT IV FOOD WASTES IN VARIOUS PROCESSES 6

Waste disposal-solid and liquid waste; rodent and insect control; use of pesticides; ETP; selecting and installing necessary equipment.

UNIT V FOOD HYGIENE**9**

Food related hazards – Biological hazards – physical hazards – microbiological considerations in foods. Food adulteration – definition, common food adulterants, contamination with toxic metals, pesticides and insecticides; Safety in food procurement, storage handling and preparation; Relationship of microbes to sanitation, Public health hazards due to contaminated water and food; Personnel hygiene; Training & Education for safe methods of handling and processing food; sterilization and disinfection of manufacturing plant; use of sanitizers, detergents, heat, chemicals, Cleaning of equipment and premises.

TOTAL: 45 PERIODS**COURSE OUTCOMES:**

On completion of the course the students are expected to

CO1 Be aware of the different methods applied to processing foods.

CO2 Be able to understand the significance of food processing and the role of food and beverage industries in the supply of foods.

TEXT BOOKS/REFERENCES:

1. Karnal, Marcus and D.B. Lund "Physical Principles of Food Preservation". Rutledge, 2003.
2. VanGarde, S.J. and Woodburn. M "Food Preservation and Safety Principles and Practice". Surbhi Publications, 2001.
3. Sivasankar, B. "Food Processing & Preservation", Prentice Hall of India, 2002.
4. Khetarpaul, Neelam, "Food Processing and Preservation", Daya Publications, 2005.

OPY352**IPR FOR PHARMA INDUSTRY****L T P C****3 0 0 3****COURSE OBJECTIVES:**

- To provide the basic fundamental knowledge of different forms of Intellectual Property Rights in national and international level.
- To provide the significance of the Intellectual Property Rights about the patents, copyrights, industrial design, plant and geographical indications.
- This paper is to study significance of the amended patent act on pharma industry.

UNIT I INTRODUCTION- INTELLECTUAL PROPERTY RIGHTS**9**

Introduction, Types of Intellectual Property Rights -patents, plant varieties protection, geographical indicators, copyright, trademark, trade secrets.

UNIT II PATENTS**9**

Patents-Objective, Introduction, Requirement for patenting- Novelty, Inventive step (Non-obviousness) and industrial application (utility), Non-patentable inventions, rights of patent owner, assignment of patent rights, patent specification (provisional and complete), parts of complete specification, claims, procedure for obtaining patents, compulsory license.

UNIT III PLANT VARIETY-TRADITIONAL KNOWLEDGE –GEOGRAPHICAL INDICATIONS**9**

Plant variety- Justification, criteria for protection of plant variety and protection in India. Traditional knowledge- Concept of traditional knowledge, protection of traditional knowledge under Intellectual Property frame works in national level and Traditional knowledge digital library (TKDL). Geographical Indications – Justification for protection, National and International position.

UNIT IV ENFORCEMENT AND PRACTICAL ASPECTS OF IPR 9

Introduction – civil remedies – injunction, damage, account of profit – criminal remedies – patent, trademark. Practical aspects – Introduction, benefits of licensing, licensing of basic types of IPR, licensing clauses of IPR. Case studies of patent infringement, compulsory licensing, simple patent license agreements.

UNIT V INTERNATIONAL BACKGROUND OF INTELLECTUAL PROPERTY 9

International Background of Intellectual Property- Paris Convention, Berne convention, World Trade Organization (WTO), World Intellectual Property Organization (WIPO), Trade Related Aspects of Intellectual Property Rights (TRIPS) and Patent Co-operation Treaty (PCT).

TOTAL:45 PERIODS**TEXT BOOKS:**

1. N. Nagpal, M. Arora, M.R.D. Usman, S. Rahar, "Intellectual Property Rights" Edu creation Publishing, New Delhi, 2017.
2. The Patents Act, 1970 (Bare Act with Short Notes) (New Delhi: Universal Law Publishing Company Pvt. Ltd. 2012.
3. B.S. Rao, P.V. Appaji, "Intellectual Property Rights in Pharmaceutical Industry: Theory and Practice", 2015.

REFERENCES:

1. Patents for Chemicals, Pharmaceuticals, & Biotechnology-Fundamentals of Global Law, Practice and Strategy. Philip W. Grubb, Oxford University Press, 2004.
2. Basic Principles of patent law – Basics principles and acquisition of IPR. Ramakrishna T. CIPRA, NLSIU, Bangalore, 2005
3. S. Lakshmana Prabu, TNK. Suriyaprakash, "Intellectual Property Rights", 1st ed., In Tech open access, Croatia, 2017.

COURSE OUTCOME

The student will be able to

CO1 Understand and differentiate the categories of intellectual property rights.

CO2 Describe about patents and procedure for obtaining patents.

CO3 Distinguish plant variety, traditional knowledge and geographical indications under IPR.

CO4 Provide the information about the different enforcements and practical aspects involved in protection of IPR.

CO5 Provide different organizations role and responsibilities in the protection of IPR in the international level.

CO6 Understand the interrelationships between different Intellectual Property Rights on International Society

CO's-PO's & PSO's MAPPING												
IPR FOR PHARMA INDUSTRY												
	PO1	PO2	PO3	PO4	PO5	PO6	PO7	PO8	PO9	PO10	PO11	PO12
C1	3	3		2					2	2		
C2		3	3				2	2				
C3	3	3					2	2				1
C4					2		3	3		2	2	
C5		3					3			2		1
C6	3	2				2	2					2

1 - low, 2 - medium, 3 - high, '-' - no correlation

COURSE OBJECTIVE:

- To enable the students to understand the basics and different types of finishes required for textile materials and machines used for finishing.

UNIT I RESIN FINISHING**9**

Importance of finishing and its classification. Resin finishing: Mechanism of creasing, Types of Resins .Anti crease, wash and wear, durable press resin finishing. Study about eco friendly method of anti crease finishing.

UNIT II FLAME PROOF & WATERPROOF**9**

Concept of Flame proof & flame retardancy. Flame retardant finishes for cotton, Concept of waterproof and water repellent Finishes, Durable & Semi durable and Temporary finishes, Concept of Antimicrobial finish.

UNIT III SOIL RELEASE AND ANTISTATIC FINISHES**9**

Soil Release Finishing: Mechanism of soil retention & soil release. Anti pilling Finishing: chemical and mechanical methods to produce anti pilling. Concept of UV Protection finishes- Concept of antistatic finishes.

UNIT IV MECHANICAL FINISHES**9**

Mechanical finishing of textile materials - calendaring, compacting, Sanforising, Peach finishing. Object of Heat setting. Various methods of heat setting and mechanism of heat setting.

UNIT V STIFFENING AND SOFTENING**9**

Concept of stiffening and softening of textile materials. Mechanism in the weight reduction of PET .Concept of Micro encapsulation techniques in finishing process, Nano finish, Plasma Treatment and Bio finishing.

TOTAL: 45 PERIODS**COURSE OUTCOMES:**

Upon completion of the course, the students will be able to Understand the

CO: 1 Basics of Resin Finishing Process.

CO:2 Concept of Flame proof & flame retardancy, waterproof and water repellent, Antimicrobial finishes.

CO: 3 Concept of Soil Release, Anti Pilling, UV Protection and Antistatic finishes.

CO: 4 Concept of Mechanical finishing.

CO: 5 Basics of Micro encapsulation techniques, Nano finish, Plasma Treatment.

TEXT BOOKS:

- V.A.Shennai, "Technology of Finishing", Vol X, Sevak Publications, Mumbai
- Perkins, W.S., "Textile colouration and finishing", Carolina Academic Press., U.K, ISBN: 0890898855.2004.

REFERENCES:

- Microencapsulation in finishing, Review of progress of Colouration, SDC, 2001 62
- Chakraborty, J.N, Fundamentals and Practices in colouration of Textiles, Woodhead Publishing India, 2009, ISBN-13:978-81-908001-4-3
- W. D. Schindler and P. J. Hauser "Chemical finishing of textiles", Woodhead Publishing Cambridge England,2004.

COURSE OBJECTIVES:

- To enable the students to learn about basics of industrial engineering and different tools of industrial engineering and its application in apparel industry

UNIT I INTRODUCTION

9

Scope of industrial engineering in apparel Industry, role of industrial engineers.

Productivity: Definition - Productivity, Productivity measures .Reduction of work content due to the product and process, Reduction of ineffective time due to the management, due to the worker. Causes for low productivity in apparel industry and measures for improvement.

UNIT II WORK STUDY

9

Definition, Purpose, Basic procedure and techniques of work-study.

Work environment – Lighting, Ventilation, Climatic condition on productivity. Temperature control, humidity control, noise control measures. Safety and ergonomics on work station and work environment

Material Handling – Objectives, Classification and characteristics of material handling equipments, Specialized material handling equipments.

UNIT III METHOD STUDY

9

Definition, Objectives, Procedure, Process charts and symbols. Various charts – Charts indicating process sequence: Outline process chart, flow process chart (man type, material type and equipment type); Charts using time scale – multiple activity chart. Diagrams indicating movement – flow diagram, string diagram, cycle graph, chrono cycle graph, travel chart

MOTION STUDY: Principle of motion economy, Two handed process chart, micro motion analysis – therbligs, SIMO chart.

UNIT IV WORK MEASUREMENT

9

Definition, purpose, procedure, equipments, techniques. Time study - Definition, basics of time study- equipments. Time study forms, Stop watch procedure. Predetermined motion time standards (PMTS). Time Study rating, calculation of standard time, Performance rating – relaxation and other allowances. Calculation of SAM for different garments, GSD.

UNIT V WORK STUDY APPLICATION

9

Application of work study techniques in cutting, stitching and packing in garment industry. Workaids in sewing, Pitch diagram, Line balancing, Capacity planning, scientific method of training.

TOTAL: 45 PERIODS**COURSE OUTCOMES:**

Upon the completion of the course the student shall be able to understand

CO1: Fundamental concepts of industrial Engineering and productivity

CO2: Method study

CO3: Motion analysis

CO4: Work measurement and SAM

CO5: Ergonomics and its application to garment industry

TEXTBOOKS:

- George Kanwaty, "Introduction to Work Study ", ILO, Geneva, 1996, ISBN: 9221071081
|ISBN-13: 9789221071082

- Enrick N. L., "Time study manual for Textile industry", Wiley Eastern (P) Ltd., 1989, ISBN: 0898740444 | ISBN-13: 9780898740448
- Khanna O. P., and Sarup A., "Industrial Engineering and Management", Dhanpat Rai Publications, New Delhi, 2010, ISBN: 818992835X / ISBN: 978-8189928353

REFERENCES

- Norberd Lloyd Enrick., "Industrial Engineering Manual for Textile Industry", Wiley Eastern (P) Ltd., New Delhi, 1988, ISBN: 0882756311 | ISBN-13: 9780882756318
- Chuter A. J., "Introduction to Clothing Production Management", Wiley-Black well Science, U.S. A., 1995, ISBN: 0632039396 | ISBN-13: 9780632039395
- GordanaColovic., "Ergonomics in the garment industry", Wood publishing India Pvt. Ltd., India, 2014, ISBN: 0857098225 | ISBN-13: 9780857098221
- Rajesh Bheda, "Managing Productivity in Apparel Industry "CBS Publishers & Distributors, 2008

CO's-PO's & PSO's MAPPING

Course Outcomes	Statement	Program Outcome														
		PO1	PO2	PO3	PO4	PO5	PO6	PO7	PO8	PO9	PO10	PO11	PO12	PSO1	PSO2	PSO3
CO1	Fundamental concepts of industrial Engineering and productivity	2	2	3	3	2	1	1	2	2	1	2	2	1	1	-
CO2	Method study	1	2	3	3	2	1	1	2	2	1	2	2	1	1	-
CO3	Motion analysis	1	2	3	3	2	1	1	2	2	1	2	2	1	1	-
CO4	Work measurement and SAM	1	2	3	3	2	1	1	2	2	1	3	2	1	1	-
CO5	Ergonomics and its application to garment industry	1	2	3	3	2	1	2	2	2	1	3	2	1	1	-
Overall CO		1.2	2	3	3	2	1	1.2	2	2	1	2.4	2	1	1	-

1 - low, 2 - medium, 3 - high, '-' - no correlation

1, 2 and 3 are correlation levels with weightings as Slight (Low), Moderate (Medium) and Substantial (High) respectively

OTT353

BASICS OF TEXTILE MANUFACTURE

**L T P C
3 0 0 3**

COURSE OBJECTIVES:

To enable the students to learn about the basics of fibre forming, yarn production, fabric formation, coloration of fabrics and garment manufacturing

- UNIT I NATURAL FIBRES 9**
Introduction: Definition of staple fibre, filament; Classification of natural and man-made fibres, essential and desirable properties of fibres. Production and cultivation of Natural Fibres: Cultivation of cotton, production of silk (sericulture), wool and jute – physical and chemical structure of these fibres..
- UNIT II REGENERATED AND SYNTHETIC FIBRES 9**
Production sequence of regenerated and modified cellulosic fibres: viscose rayon, Acetate Rayon, high wet modulus and high tenacity fibres; synthetic fibres – chemical structure, fibre forming polymers, production principles.
- UNIT III BASICS OF SPINNING 9**
Spinning – principle of yarn formation, sequence of machines for yarn production with short staple fibres and blends, principles of opening and cleaning machines; yarn numbering - calculations
- UNIT IV BASICS OF WEAVING 9**
Woven fabric – warp, weft, weaving, path of warp; looms – classification, handloom and its parts, powerloom, automatic looms, shuttleless looms, special type of looms; preparatory machines for weaving process and their objectives; basic weaving mechanism - primary, secondary and auxiliary mechanisms,
- UNIT V BASICS OF KNITTING AND NONWOVEN 9**
Knitting – classification, principle, types of fabrics; nonwoven process –classification, principle, types of fabrics.

TOTAL : 45 PERIODS

COURSE OUTCOMES:

On completion of this course, the students shall have the basic knowledge on

CO1: Classification of fibres and production of natural fibres

CO2: Regenerated and synthetic fibres

CO3: Yarn spinning

CO4: Weaving

CO5: Knitting and nonwoven

TEXTBOOKS

1. Mishra S. P. , “A Text Book of Fibre Science and Technology”, New Age Publishers, 2000,
2. ISBN: 8122412505
3. Marks R., and Robinson. T.C., “Principles of Weaving”, The Textile Institute, Manchester, 1989, ISBN: 0 900739 258.
4. Spencer D.J., “Knitting Technology”, III Ed., Textile Institute, Manchester, 2001, ISBN: 185573 333 1.

REFERENCES:

1. Hornberer M., Eberle H., Kilgus R., Ring W. and Hermeling H., “Clothing Technology: From Fibre to Fabric”, Europa LehrmittelVerlag, 2008, ISBN: 3808562250 / ISBN: 978-3808562253.
2. Wynne A., “Motivate Series-Textiles”, Maxmillan Publications, London, 1997.
3. Carr H. and Latham B., “The Technology of Clothing Manufacture” Backwell Science, U.K., 1994, ISBN: 0632037482 / ISBN:13: 9780632037483.Klein W., “The Rieter Manual of Spinning, Vol.1”, Rieter Machine Works Ltd., Winterthur, 2014, ISBN 10 3-9523173-1-4 / ISBN 13 978-3-9523173-1-0.

4. Klein W., "The Rieter Manual of Spinning, Vol.2", Rieter Machine Works Ltd., Winterthur, 2014, ISBN 10 3-9523173-2-2 / ISBN 13 978-3-9523173-2-7.
5. Klein W., "The Rieter Manual of Spinning, Vol.1-3", Rieter Machine Works Ltd., Winterthur, 2014, ISBN 10 3-9523173-3-0 / ISBN 13 978-3-9523173-3-4.
6. Talukdar. M.K., Sriramulu. P.K., and Ajaonkar. D.B., "Weaving: Machines, Mechanisms, Management", Mahajan Publishers, Ahmedabad, 1998, ISBN: 81-85401-16-0.
7. Morton W. E., and Hearle J. W. S., "Physical Properties of Textile Fibres", The Textile Institute, Washington D.C., 2008, ISBN 978-1-84569-220-95
8. Gohl E. P. G., "Textile Science", CBS Publishers and distributors, 1987, ISBN 0582685958

CO's-PO's & PSO's MAPPING

Course Outcomes	Statement	Program Outcome														
		PO1	PO2	PO3	PO4	PO5	PO6	PO7	PO8	PO9	PO10	PO11	PO12	PSO1	PSO2	PSO3
CO1.	Classification of fibres and production of natural fibres	-	-	-	-	-	-	-	2	1	-	1	1	-	1	-
CO2.	Regenerated and synthetic fibres	-	-	-	-	-	-	-	2	1	-	1	1	-	1	-
CO3.	Yarn spinning	-	-	-	-	-	-	-	2	1	-	1	1	-	1	-
CO4.	Weaving	-	-	-	-	-	-	-	2	1	-	1	1	-	1	-
CO5.	Knitting and nonwoven	-	-	-	-	-	-	-	2	1	-	1	1	-	1	-
Overall CO		-	-	-	-	-	-	-	2	1	-	1	1	-	1	-

1 -

low, 2 - medium, 3 - high, '-' - no correlation

1, 2 and 3 are correlation levels with weightings as Slight (Low), Moderate (Medium) and Substantial (High) respectively

PROGRESS THROUGH KNOWLEDGE

OPE351

INTRODUCTION TO PETROLEUM REFINING AND PETROCHEMICALS

**L T P C
3 0 0 3**

COURSE OBJECTIVE:

The course is aimed to

Gain knowledge about petroleum refining process and production of petrochemical products.

UNIT I ORIGIN, FORMATION AND REFINING OF CRUDE OIL

9

Origin, Formation and Evaluation of Crude Oil. Testing of Petroleum Products. Refining of Petroleum - Atmospheric and Vacuum Distillation.

UNIT II CRACKING**9**

Cracking, Thermal Cracking, Vis-breaking, Catalytic Cracking (FCC), Hydro Cracking, Coking and Air Blowing of Bitumen

UNIT III REFORMING AND HYDROTREATING**9**

Catalytic Reforming of Petroleum Feed Stocks. Lube oil processing- Solvent Treatment Processes, Dewaxing, Clay Treatment and Hydrofining. Treatment Techniques: Removal of Sulphur Compounds in all Petroleum Fractions to improve performance.

UNIT IV INTRODUCTION TO PETROCHEMICALS**9**

Petrochemicals - Cracking of Naphtha and Feed stock gas for the production of Ethylene, Propylene, Isobutylene and Butadiene. Production of Acetylene from Methane, and Extraction of Aromatics.

UNIT V PRODUCTION OF PETROCHEMICALS**9**

Production of Petrochemicals like Dimethyl Terephthalate(DMT), Ethylene Glycol, Synthetic glycerine, Linear Alkyl Benzene (LAB), Acrylonitrile, Methyl Methacrylate (MMA), Vinyl Acetate Monomer, Phthalic Anhydride, Maleic Anhydride, Phenol, Acetone, Methanol, Formaldehyde, Acetaldehyde, Pentaerythritol and production of Carbon Black.

TOTAL: 45 PERIODS**COURSE OUTCOMES:**

On the completion of the course students are expected to

CO1: Understand the classification, composition and testing methods of crude petroleum and its products. Learn the mechanism of refining process.

CO2: Understand the insights of primary treatment processes to produce the precursors.

CO3: Study the secondary treatment processes cracking, vis-breaking and coking to produce more petroleum products.

CO4: Appreciate the need of treatment techniques for the removal of sulphur and other impurities from petroleum products.

CO5: Understand the societal impact of petrochemicals and learn their manufacturing processes.

CO6: Learn the importance of optimization of process parameters for the high yield of petroleum products.

TEXT BOOKS

1. Nelson, W. L., "Petroleum Refinery Engineering", 4th Edition., McGraw Hill, New York, 1985.
2. Wiseman. P., "Petrochemicals", UMIST Series in Science and Technology, John Wiley & Sons, 1986.

REFERENCES

1. Bhaskara Rao, B. K., "Modern Petroleum Refining Processes", 2nd Edition, Oxford and IBH Publishing Company, New Delhi, 1990.
2. Bhaskara Rao, B. K. "A Text on Petrochemicals", 1st Edition, Khanna Publishers

CPE334 ENERGY CONSERVATION AND MANAGEMENT**L T P C
3 0 0 3****COURSE OBJECTIVES:**

At the end of the course, the student is expected to

- understand and analyse the energy data of industries
- carryout energy accounting and balancing

- conduct energy audit and suggest methodologies for energy savings and
- utilise the available resources in optimal ways

UNIT I INTRODUCTION

9

Energy - Power – Past & Present scenario of World; National Energy consumption Data – Environmental aspects associated with energy utilization – Energy Auditing: Need, Types, Methodology and Barriers. Role of Energy Managers. Instruments for energy auditing.

UNIT II ELECTRICAL SYSTEMS

9

Components of EB billing – HT and LT supply, Transformers, Cable Sizing, Concept of Capacitors, Power Factor Improvement, Harmonics, Electric Motors - Motor Efficiency Computation, Energy Efficient Motors, Illumination – Lux, Lumens, Types of lighting, Efficacy, LED Lighting and scope of Encon in Illumination.

UNIT III THERMAL SYSTEMS

9

Stoichiometry, Boilers, Furnaces and Thermic Fluid Heaters – Efficiency computation and encon measures. Steam: Distribution & U sage: Steam Traps, Condensate Recovery, Flash Steam Utilization, Insulators & Refractories

UNIT IV ENERGY CONSERVATION IN MAJOR UTILITIES

9

Pumps, Fans, Blowers, Compressed Air Systems, Refrigeration and Air Conditioning Systems – Cooling Towers – D.G. sets

UNIT V ECONOMICS

9

Energy Economics – Discount Rate, Payback Period, Internal Rate of Return, Net Present Value, Life Cycle Costing –ESCO concept

TOTAL: 45 PERIODS

COURSE OUTCOMES:

Upon completion of this course, the students can able to analyze the energy data of industries.

CO1: Remember the knowledge for Basic combustion and furnace design and selection of thermal and mechanical energy equipment.

CO2: Study the Importance of Stoichiometry relations, Theoretical air required for complete combustion.

CO3: Skills on combustion thermodynamics and kinetics.

CO4: Apply calculation and design tube still heaters.

CO5: Studied different heat treatment furnace.

CO6: Practical and theoretical knowledge burner design.

TEXT BOOKS:

1. Energy Manager Training Manual (4 Volumes) available at www.energymanagertraining.com. a website administered by Bureau of Energy Efficiency (BEE), a statutory body under Ministry of Power, Government of India, 2004.

REFERENCES:

1. Witte. L.C., P.S. Schmidt, D.R. Brown, "Industrial Energy Management and Utilisation" Hemisphere Publ, Washington, 1988.
2. Callaghn, P.W. "Design and Management for Energy Conservation", Pergamon Press, Oxford, 1981.
3. Dryden. I.G.C., "The Efficient Use of Energy" Butterworths, London, 1982
4. Turner. W.C., "Energy Management Hand book", Wiley, New York, 1982.
5. Murphy. W.R. and G. Mc KAY, "Energy Management", Butterworths, London 1987

COURSE OBJECTIVES

- Understand the fundamentals of plastics processing, such as the relationships between material structural properties and required processing parameters, and so on
- To gain practical knowledge on the polymer selection and its processing
- Understanding the major plastic material processing techniques (Extrusion, Injection molding, Compression and Transfer molding, Blow molding, Thermoforming and casting)
- To understand suitable additives for plastics compounding
- To Propose troubleshooting mechanisms for defects found in plastics products manufactured by various processing techniques

UNIT I INTRODUCTION TO PLASTICS PROCESSING**9**

Introduction to plastic processing – Principles of plastic processing: processing of plastics vs. metals and ceramics. Factors influencing the efficiency of plastics processing: molecular weight, viscosity and rheology. Difference in approach for thermoplastic and thermoset processing. Additives for plastics compounding and processing: antioxidants, light stabilizers, UV stabilizers, lubricants, impact modifiers, flame retardants, antistatic agents, stabilizers and plasticizers. Compounding: plastic compounding techniques, plasticization, pelletization.

UNIT II EXTRUSION**9**

Extrusion – Principles of extrusion. Features of extruder: barrel, screw, types of screws, drive mechanism, specifications, heating & cooling systems, types of extruders. Flow mechanism: process variables, die entry effects and exit instabilities. Die swell, Defects: melt fracture, shark skin, bambooing. Factors determining efficiency of an extruder. Extrusion of films: blown and cast films. Tube/pipe extrusion. Extrusion coating: wire & cable. Twin screw extruder and its applications. Applications of extrusion and new developments.

UNIT III INJECTION MOLDING**9**

Injection molding – Principles and processing outline, machinery, accessories and functions, specifications, process variables, mould cycle. Types of clamping: hydraulic and toggle mechanisms. Start-up and shut down procedures-Cylinder nozzles- Press capacity projected area -Shot weight Basic theoretical concepts and their relationship to processing - Interaction of moulding process aspect effects in quoted variables. Basic mould types. Reciprocating vs. plunger type injection moulding. Thermoplastic vs. thermosetting injection moulding. Injection moulding vs. other plastic processing techniques. State-of-the art injection moulding techniques - Introduction to trouble shooting

UNIT IV COMPRESSION AND TRANSFER MOLDING**9**

Compression moulding – Basic principles of compression and transfer moulding-Meaning of terms-Bulk factor and flow properties, moulding materials, process variables and process cycle, Inter relation between flow properties-Curing time-Mould temperature and Pressure requirements. Preforms and preheating- Techniques of preheating. Machines used-Types of compression mould-positive, semi-positive and flash. Common moulding faults and their correction- Finishing of mouldings. Transfer moulding: working principle, equipment, Press capacity-Integral moulds and auxiliary ram moulds, moulding cycle, moulding tolerances, pot transfer, plunger transfer and screw transfer moulding techniques, advantages over compression moulding

UNIT V BLOW MOLDING, THERMOFORMING AND CASTING**9**

Blow moulding: principles and terminologies. Injection blow moulding. Extrusion blow moulding. Design guidelines for optimum product performance and appearance. Thermoforming: principle, vacuum forming, pressure forming mechanical forming. Casting: working principle, types and applications.

TOTAL: 45 PERIODS**COURSE OUTCOMES**

CO1:Ability to find out the correlation between various processing techniques with product properties.

CO2:Understand the major plastics processing techniques used in moulding (injection, blow, compression, and transfer), extrusion, thermoforming, and casting.

CO3:Acquire knowledge on additives for plastic compounding and methods employed for the same

CO4:Familiarize with the machinery and ancillary equipment associated with various plastic processing techniques.

CO5:Select an appropriate processing technique for the production of a plastic product

REFERENCES

1. S. S. Schwart, S. H. Goodman, Plastics Materials and Processes, Van Nostrad Reinhold Company Inc. (1982).
2. F. Hensen (Ed.), Plastic Extrusion Technology, Hanser Gardner (1997).
3. W. S. Allen and P. N. Baker, Hand Book of Plastic Technology, Volume-1, Plastic Processing Operations [Injection, Compression, Transfer, Blow Molding], CBS Publishers and Distributors (2004).
4. M. Chanda, S. K. Roy, Plastic Technology handbook, 4th Edn., CRC Press (2007).
5. I. I. Rubin, Injection Molding Theory & Practice, Society of Plastic Engineers, Wiley (1973).
6. D.V. Rosato, M. G. Rosato, Injection Molding Hand Book, Springer (2012).
7. M. L. Berins (Ed.), SPI Plastic Engineering Hand Book of Society of Plastic Industry Inc., Springer (2012).
8. B. Strong, Plastics: Material & Processing, A, Pearson Prentice hall (2005).
9. D.V Rosato, Blow Molding Hand Book, Carl HanserVerlag GmbH & Co (2003).

CBM348**FOUNDATION SKILLS IN INTEGRATED PRODUCT DEVELOPMENT****L T P C****3 0 0 3****COURSE OBJECTIVES:**

- To understand the global trends and development methodologies of various types of products and services
- To conceptualize, prototype and develop product management plan for a new product based on the type of the new product and development methodology integrating the hardware, software, controls, electronics and mechanical systems
- To understand requirement engineering and know how to collect, analyze and arrive at requirements for new product development and convert them in to design specification
- To understand system modeling for system, sub-system and their interfaces and arrive at the optimum system specification and characteristics
- To develop documentation, test specifications and coordinate with various teams to validate and sustain up to the EoL (End of Life) support activities for engineering customer

REFERENCES:

1. Hiriappa B, "Corporate Strategy – Managing the Business", Author House, 2013.
2. Peter F Drucker, "People and Performance", Butterworth – Heinemann [Elsevier], Oxford, 2004.
3. Vinod Kumar Garg and Venkita Krishnan N K, "Enterprise Resource Planning – Concepts", Second Edition, Prentice Hall, 2003.
4. Mark S Sanders and Ernest J McCormick, "Human Factors in Engineering and Design", McGraw Hill Education, Seventh Edition, 2013

CO's-PO's & PSO's MAPPING

CO's	PO's												PSO's		
	1	2	3	4	5	6	7	8	9	10	11	12	1	2	3
1	3	2	3	1						1		1			
2	3	2	3	1						1		1			
3	3	2	3	1	1			1	1	1		1			
4	3	2	3	1	1			1	1	1		1			
5	3	2	3	1	1			1	1	1		1			
AVg.															

1 - low, 2 - medium, 3 - high, '-' - no correlation

CBM333

ASSISTIVE TECHNOLOGY

L T P C
3 0 0 3

COURSE OBJECTIVES:

The student should be made to:

- To know the hardware requirement various assistive devices
- To understand the prosthetic and orthotic devices
- To know the developments in assistive technology

UNIT I CARDIAC ASSIST DEVICES

9

Cardiac functions and parameters, principle of External counter pulsation techniques, intra aortic balloon pump, Auxillary ventricle and schematic for temporary bypass of left ventricle, prosthetic heart valves, cardiac pacemaker.

UNIT II HEMODIALYSERS

9

Physiology of kidney, Artificial kidney, Dialysis action, hemodialyser unit, membrane dialysis, portable dialyser monitoring and functional parameters.

UNIT III HEARING AIDS

9

Anatomy of ear, Common tests – audiograms, air conduction, bone conduction, masking techniques, SISI, Hearing aids – principles, drawbacks in the conventional unit, DSP based hearing aids.

UNIT IV PROSTHETIC AND ORTHODIC DEVICES

9

Hand and arm replacement – different types of models, externally powered limb prosthesis, feedback in orthotic system, functional electrical stimulation, sensory assist devices.

UNIT V RECENT TRENDS

9

Transcutaneous electrical nerve stimulator, bio-feedback, assistive devices in drug delivery

COURSE OUTCOMES:

On successful completion of this course, the student will be able to

- CO1: Interpret the various mechanical techniques that will help in assisting the heart functions.
- CO2: Describe the underlying principles of hemodialyzer machine.
- CO3: Indicate the methodologies to assess the hearing loss.
- CO4: Evaluate the types of assistive devices for mobilization.
- CO5: Explain about TENS and biofeedback system.

TEXT BOOKS

1. Joseph D. Bronzino, The Biomedical Engineering Handbook, Third Edition: Three Volume Set, CRC Press,2006
2. Marion. A. Hersh, Michael A. Johnson,Assistive Technology for visually impaired and blind,Springer Science & Business Media, 1st edition, 12-May-2010
3. Yadin David, Wolf W. von Maltzahn, Michael R. Neuman, Joseph.D, Bronzino, Clinical Engineering, CRC Press, 1st edition,2010.

REFERENCES

1. Kenneth J. Turner Advances in Home Care Technologies: Results of the match Project, Springer, 1st edition, 2011.
2. Gerr M. Craddock Assistive Technology-Shaping the future, IOS Press, 1st edition, 2003.
3. 3D Printing in Orthopaedic Surgery, Matthew Dipaola , Elsevier 2019 ISBN 978 -0-323-662116
4. Cardiac Assist Devices, Daniel Goldstein (Editor), Mehmet Oz (Editor), Wiley-Blackwell April 2000 ISBN: 978-0-879-93449-1

CO's-PO's & PSO's MAPPING

CO's	PO's												PSO's			
	1	2	3	4	5	6	7	8	9	10	11	12	1	2	3	
1	3	1	1	1	1											
2	3	1	1	1	1											
3	3	1	1	1	1											
4	3	1	1	1	1											
5	3	1	1	1	1											
AVg.	3	1	1	1	1											

1 - low, 2 - medium, 3 - high, '-' - no correlation

PROGRESS THROUGH KNOWLEDGE

OMA352

OPERATIONS RESEARCH

L T P C
3 0 0 3

COURSE OBJECTIVES:

This course will help the students to

- determine the optimum solution for Linear programming problems.
- study the Transportation and assignment models and various techniques to solve them.
- acquire the knowledge of optimality, formulation and computation of integer programming problems.
- acquire the knowledge of optimality, formulation and computation of dynamic programming problems.
- determine the optimum solution for non-linear programming problems.

UNIT I	LINEAR PROGRAMMING	9
Formulation of linear programming models – Graphical solution – Simplex method - Big M Method – Two phase simplex method - Duality - Dual simplex method.		
UNIT II	TRANSPORTATION AND ASSIGNMENT PROBLEMS	9
Matrix form of Transportation problems – Loops in T.P – Initial basic feasible solution – Transportation algorithm – Assignment problem – Unbalanced assignment problems .		
UNIT III	INTEGER PROGRAMMING	9
Introduction – All and mixed I.P.P – Gomory’s method – Cutting plane algorithm – Branch and bound algorithm – Zero – one programming.		
UNIT IV	DYNAMIC PROGRAMMING PROBLEMS	9
Recursive nature of computation – Forward and backward recursion – Resource Allocation model – Cargo – loading model – Work – force size model - Investment model – Solution of L.P.P by dynamic programming .		
UNIT V	NON - LINEAR PROGRAMMING PROBLEMS	9
Lagrange multipliers – Equality constraints – Inequality constraints – Kuhn – Tucker Conditions – Quadratic programming.		

TOTAL:45 PERIODS

COURSE OUTCOMES :

At the end of the course, students will be able to

- CO1:** Could develop a fundamental understanding of linear programming models, able to develop a linear programming model from problem description, apply the simplex method for solving linear programming problems.
- CO2:** analyze the concept of developing, formulating, modeling and solving transportation and assignment problems.
- CO3:** solve the integer programming problems using various methods.
- CO4:** conceptualize the principle of optimality and sub-optimization, formulation and computational procedure of dynamic programming.
- CO5:** determine the optimum solution for non linear programming problems.

TEXT BOOKS:

1. Kanti Swarup, P.K.Gupta and Man Mohan, " Operations Research " , Sultan Chand & Sons, New Delhi, Fifth Edition , 1990.
2. Taha. H.A, " Operations Research – An Introduction , Pearson Education, Ninth Edition , New Delhi, 2012.

REFERENCES :

1. J.K.Sharma , " Operations Research - Theory and Applications " Mac Millan India Ltd , Second Edition , New Delhi , 2003.
2. Richard Bronson & Govindasami Naadimuthu , " Operations Research " (Schaum’s Outlines – TMH Edition) Tata McGraw Hill, Second Edition, New Delhi, 2004.
3. Pradeep Prabhakar Pai , " Operations Research and Practice", Oxford University Press, New Delhi , 2012.
4. J.P.Singh and N.P.Singh , " Operations Research , Ane Books Pvt.Ltd, New Delhi , 2014.
5. F.S.Hillier and G.J. Lieberman, " Introduction to Operations Research " , Tata McGraw Hill, Eighth Edition , New Delhi, 2005.

CO's-PO's & PSO's MAPPING

	PO 01	PO 02	PO 03	PO 04	PO 05	PO 06	PO 07	PO 08	PO 09	PO 10	PO 11	PO 12	PS O1	PS O2	PS O3
CO1	3	3	0	0	0	0	0	0	2	0	0	2	-	-	-
CO2	3	3	3	2	0	0	0	0	2	0	0	2	-	-	-
CO3	3	3	0	0	0	0	0	0	2	0	0	2	-	-	-
CO4	3	3	0	0	0	0	0	0	2	0	0	2	-	-	-
CO5	3	3	2	2	0	0	0	0	2	0	0	2	-	-	-
Avg	3	3	1	0.8	0	0	0	0	2	0	0	2	-	-	-

1 - low, 2 - medium, 3 - high, '-' - no correlation

OMA353

ALGEBRA AND NUMBER THEORY

L T P C

3 0 0 3

COURSE OBJECTIVES:

- To introduce the basic notions of groups, rings, fields which will then be used to solve related problems.
- To examine the key questions in the Theory of Numbers.
- To give an integrated approach to number theory and abstract algebra, and provide a firm basis for further reading and study in the subject.

UNIT I GROUPS AND RINGS

9

Groups: Definition - Properties - Homomorphism - Isomorphism - Cyclic groups - Cosets - Lagrange's theorem.

Rings: Definition - Sub rings - Integral domain - Field - Integer modulo n - Ring homomorphism.

UNIT II FINITE FIELDS AND POLYNOMIALS

9

Rings - Polynomial rings - Irreducible polynomials over finite fields - Factorization of polynomials over finite fields.

UNIT III DIVISIBILITY THEORY AND CANONICAL DECOMPOSITIONS

9

Division algorithm- Base-b representations – Number patterns – Prime and composite numbers – GCD – Euclidean algorithm – Fundamental theorem of arithmetic – LCM.

UNIT IV DIOPHANTINE EQUATIONS AND CONGRUENCES

9

Linear Diophantine equations – Congruence's – Linear Congruence's - Applications : Divisibility tests - Modular exponentiation - Chinese remainder theorem – 2x2 linear systems.

UNIT V CLASSICAL THEOREMS AND MULTIPLICATIVE FUNCTIONS

9

Wilson's theorem – Fermat's Little theorem – Euler's theorem – Euler's Phi functions – Tau and Sigma functions.

TOTAL: 45 PERIODS

COURSE OUTCOMES :

CO1: Explain the fundamental concepts of advanced algebra and their role in modern mathematics and applied contexts.

CO2: Demonstrate accurate and efficient use of advanced algebraic techniques.

CO3: The students should be able to demonstrate their mastery by solving non-trivial problems related to the concepts, and by proving simple theorems about the, statements proven by the text

TEXT BOOKS :

1. Grimaldi, R.P and Ramana, B.V., "Discrete and Combinatorial Mathematics", Pearson Education, 5th Edition, New Delhi, 2007.
2. Thomas Koshy, "Elementary Number Theory with Applications", Elsevier Publications , New Delhi , 2002.

REFERENCES:

1. San Ling and Chaoping Xing, "Coding Theory – A first Course", Cambridge Publications, Cambridge, 2004.
2. Niven.I, Zuckerman.H.S., and Montgomery, H.L., "An Introduction to Theory of Numbers" , John Wiley and Sons , Singapore, 2004.
3. Lidl.R., and Pitz. G, "Applied Abstract Algebra", Springer Verlag, New Delhi, 2nd Edition , 2006.

CO's-PO's & PSO's MAPPING

	PO 01	PO 02	PO 03	PO 04	PO 05	PO 06	PO 07	PO 08	PO 09	PO 10	PO 11	PO 12	PS O1	PS O2	PS O3
CO1	3	1	2	-	-	-	2	1	-	1	2	2	-	-	-
CO2	3	3	1	1	3	1	2	1	1	1	2	2	-	-	-
CO3	3	3	2	1	3	1	3	1	1	1	2	3	-	-	-
CO4	3	3	2	2	3	2	2	1	1	1	2	3	-	-	-
CO5	2	2	1	-	3	1	2	1	1	1	3	3	-	-	-
Avg	2.8	2.4	1.6	0.8	2.4	1	2.2	1	0.8	1	2.2	2.6	-	-	-

1 - low, 2 - medium, 3 - high, '-' - no correlation

OMA354**LINEAR ALGEBRA****L T P C**
3 0 0 3**COURSE OBJECTIVES:**

- To test the consistency and solve system of linear equations.
- To find the basis and dimension of vector space.
- To obtain the matrix of linear transformation and its eigenvalues and eigenvectors.
- To find orthonormal basis of inner product space and find least square approximation.
- To find eigenvalues of a matrix using numerical techniques and perform matrix decomposition.

UNIT I MATRICES AND SYSTEM OF LINEAR EQUATIONS**9**

Matrices - Row echelon form - Rank - System of linear equations - Consistency - Gauss elimination method - Gauss Jordan method.

UNIT II VECTOR SPACES**9**

Vector spaces over Real and Complex fields - Subspace – Linear space - Linear independence and dependence - Basis and dimension.

UNIT III LINEAR TRANSFORMATION**9**

Linear transformation - Rank space and null space - Rank and nullity - Dimension theorem– Matrix representation of linear transformation - Eigenvalues and eigenvectors of linear transformation – Diagonalization.

UNIT IV INNER PRODUCT SPACES**9**

Inner product and norms - Properties - Orthogonal, Orthonormal vectors - Gram Schmidt orthonormalization process - Least square approximation.

UNIT V EIGEN VALUE PROBLEMS AND MATRIX DECOMPOSITION**9**

Eigen value Problems : Power method, Jacobi rotation method - Singular value decomposition – QR decomposition.

TOTAL : 45 PERIODS**COURSE OUTCOMES:**

After the completion of the course the student will be able to

CO1:Test the consistency and solve system of linear equations.

CO2:Find the basis and dimension of vector space.

CO3:Obtain the matrix of linear transformation and its eigenvalues and eigenvectors.

CO4:Find orthonormal basis of inner product space and find least square approximation.

CO5:Find eigenvalues of a matrix using numerical techniques and perform matrix decomposition.

TEXT BOOKS

1. Faires J.D. and Burden R., Numerical Methods, Brooks/Cole (Thomson Publications), New Delhi, 2002.
2. Friedberg A.H, Insel A.J. and Spence L, Linear Algebra, Pearson Education, 5th Edition, 2019.

REFERENCES

1. Bernard Kolman, David R. Hill, Introductory Linear Algebra, Pearson Educations, New Delhi, 8th Edition, 2009.
2. Gerald C.F. and Wheatley P.O, Applied Numerical Analysis, Pearson Educations, New Delhi, 7th Edition, 2007.
3. Kumaresan S, Linear Algebra - A geometric approach, Prentice Hall of India, New Delhi, Reprint, 2010.
4. Richard Branson, Matrix Operations, Schaum's outline series, 1989.
5. Strang G, Linear Algebra and its applications, Thomson (Brooks / Cole) New Delhi, 4th Edition, 2005.
6. Sundarapandian V, Numerical Linear Algebra, Prentice Hall of India, New Delhi, 2014.

CO's-PO's & PSO's MAPPING

	PO 01	PO 02	PO 03	PO 04	PO 05	PO 06	PO 07	PO 08	PO 09	PO 10	PO 11	PO 12	PS O1	PS O2	PS O3
CO1	3	3	3	3	2	2	2	1	1	1	1	3	-	-	-
CO2	3	3	3	3	3	2	2	1	1	1	1	3	-	-	-
CO3	3	3	3	3	3	2	2	1	1	1	1	3	-	-	-
CO4	3	3	3	3	3	2	2	1	1	1	1	3	-	-	-
CO5	3	3	3	3	3	2	2	1	1	1	1	3	-	-	-
Avg	3	3	3	3	2.8	2	2	1	1	1	1	3	-	-	-

1 - low, 2 - medium, 3 - high, '-' - no correlation

COURSE OBJECTIVE:

- To impart knowledge about the basics of lean principles, tools and techniques, and implementation in the construction industry.

UNIT I INTRODUCTION**9**

Introduction and overview of the construction project management - Review of Project Management & Productivity Measurement Systems - Productivity in Construction - Daily Progress Report-The state of the industry with respect to its management practices -construction project phases - The problems with current construction management techniques.

UNIT II LEAN MANAGEMENT**9**

Introduction to lean management - Toyota's management principle-Evolution of lean in construction industry - Production theories in construction –Lean construction value - Value in construction - Target value design - Lean project delivery system- Forms of waste in construction industry - Waste Elimination.

UNIT III CORE CONCEPTS IN LEAN**9**

Concepts in lean thinking – Principles of lean construction – Variability and its impact – Traditional construction and lean construction – Traditional project delivery - Lean construction and workflow reliability – Work structuring – Production control.

UNIT IV LEAN TOOLS AND TECHNIQUES**9**

Value Stream Mapping – Work sampling – Last planner system – Flow and pull based production – Last Planner System – Look ahead schedule – constraint analysis – weekly planning meeting- Daily Huddles – Root cause analysis – Continuous improvement – Just in time.

UNIT V LEAN IMPLEMENTATION IN CONSTRUCTION INDUSTRY**9**

Lean construction implementation- Enabling lean through information technology - Lean in design - Design Structure - BIM (Building Information Modelling) - IPD (Integrated Project Delivery) – Sustainability through lean construction approach.

TOTAL : 45 PERIODS**COURSE OUTCOME:**

On completion of this course, the student is expected to be able to

- CO1** Explains the contemporary management techniques and the issues in present scenario.
- CO2** Apply the basics of lean management principles and their evolution from manufacturing industry to construction industry.
- CO3** Develops a better understanding of core concepts of lean construction tools and techniques and their importance in achieving better productivity.
- CO4** Apply lean techniques to achieve sustainability in construction projects.
- CO5** Apply lean construction techniques in design and modeling.

REFERENCES:

1. Corfe, C. and Clip, B., Implementing lean in construction: Lean and the sustainability agenda, CIRIA, 2013.
2. Shang Gao and Sui Pheng Low, Lean Construction Management: The Toyota Way, Springer, 2014.

3. Dave, B., Koskela, L., Kiviniemi, A., Owen, R., and Tzortzopoulos, P., Implementing lean in construction: Lean construction and BIM, CIRIA, 2013.
4. Ballard, G., Tommelein, I., Koskela, L. and Howell, G., Lean construction tools and techniques, 2002.
5. Salem, O., Solomon, J., Genaidy, A. and Luegring, M., Site implementation and Assessment of Lean Construction Techniques, Lean Construction Journal, 2005.

OBT352

BASICS OF MICROBIAL TECHNOLOGY

L T P C

3 0 0 3

COURSE OBJECTIVE:

- Enable the Non-biological student's to understand about the basics of life science and their pro and cons for living organisms.

UNIT I BASICS OF MICROBES AND ITS TYPES

9

Introduction to microbes, existence of microbes, inventions of great scientist and history, types of microorganisms – Bacteria, Virus, Fungi.

UNIT II MICROBIAL TECHNIQUES

9

Sterilization – types – physical and chemical sterilization, Decontamination, Preservation methods, fermentation, Cultivation and growth of microbes, Diagnostic methods.

UNIT III PATHOGENIC MICROBES

9

Infectious Disease – Awareness, Causative agent, Prevention and control - Cholera, Dengu, Malaria, Diarrhea, Tuberculosis, Typhoid, Covid, HIV.

UNIT IV BENEFICIAL MICROBES

9

Applications of microbes – Clinical microbiology, agricultural microbiology, Food Microbiology, Environmental Microbiology, Animal Microbiology, Marine Microbiology.

UNIT V PRODUCTS FROM MICROBES

9

Fermented products – Fermented Beverages, Curd, Cheese, Mushroom, Agricultural products – Biopesticide, Biofertilizers, Vermi compost, Pharmaceutical products - Antibiotics, Vaccines

TOTAL: 45 PERIODS

COURSE OUTCOME:

At the end of the course the students will be able to

CO1:Microbes and their types

CO2:Cultivation of microbes

CO3:Pathogens and control measures for safety

CO4:Microbes in different industry for economy.

TEXT BOOKS

1. Talaron K, Talaron A, Casita, Pelczar and Reid. Foundations in Microbiology, W.C. Brown Publishers, 1993.
2. Pelczar MJ, Chan ECS and Krein NR, Microbiology, Tata McGraw Hill Edition, New Delhi, India.
3. Prescott L.M., Harley J.P., Klein DA, Microbiology, 3rd Edition, Wm. C. Brown Publishers, 1996.

COURSE OBJECTIVES:

- The objective is to offer basic concepts of biochemistry to students with diverse background in life sciences including but not limited to the structure and function of various biomolecules and their metabolism.

UNIT I CARBOHYDRATES**9**

Introduction to carbohydrate, classification, properties of monosaccharide, structural aspects of monosaccharides. Introduction to disaccharide (lactose, maltose, sucrose) and polysaccharide (Heparin, starch, and glycogen) biological function of carbohydrate.

UNIT II LIPID AND FATTY ACIDS**9**

Introduction to lipid, occurrence, properties, classification of lipid. Importance of phospholipids, sphingolipid and glycerolipid. Biological function of lipid. Fatty acid, Introduction, Nomenclature and classification of fatty acid Essential and non essential fatty acids.

UNIT III AMINO ACIDS AND PROTEIN.**9**

Introduction to amino acid, structure, classification of protein based on polarity. Introduction to protein, classification of protein based on solubility, shape, composition and Function. Peptide bond– Structure of peptide bond. Denaturation – renaturation of protein, properties of protein. Introduction to lipoprotein, glycoprotein and nucleoprotein. Biological function of protein.

UNIT IV NUCLEIC ACIDS**9**

Introduction to nucleic acid, Difference between nucleotide and nucleoside, composition of DNA & RNA; RNA Structure of Nitrogen bases in DNA and RNA along with the nomenclature. DNA double helix (Watson and crick) model, types of DNA, RNA.

UNIT V VITAMINS AND HORMONES**9**

Different types of vitamins, their diverse biochemical functions and deficiency related diseases. Overview of hormones. Hormone mediated signaling. Mechanism of action of steroid hormones, epinephrine, glucagons and insulin. Role of vitamins and hormones in metabolism; Hormonal disorders; Therapeutic uses of vitamins and hormones.

COURSE OUTCOMES:

CO1: Students will learn about various kinds of biomolecules and their physiological role.

CO2: Students will gain knowledge about various metabolic disorders and will help them to know the importance of various biomolecules in terms of disease correlation.

TOTAL: 45 PERIODS**TEXT BOOKS**

- Lehninger Principles of Biochemistry 6th Edition by David L. Nelson, Michael M. Cox W.H. Freeman and Company 2017
- Satyanarayana, U. and U. Chakerapani, "Biochemistry" 3rd Rev. Edition, Books & Allied (P) Ltd., 2006.
- Rastogi, S.C. "Biochemistry" 2nd Edition, Tata McGraw-Hill, 2003.
- Conn, E.E., et al., "Outlines of Biochemistry" 5th Edition, John Wiley & Sons, 1987.
- Outlines of Biochemistry, 5th Edition: By E E Conn, P K Stumpf, G Bruening and R Y Doi. pp 693. John Wiley and Sons, New York. 1987.

REFERENCES

- Berg, Jeremy M. et al. "Biochemistry", 6th Edition, W.H. Freeman & Co., 2006.

2. Murray, R.K., et al "Harper's Illustrated Biochemistry", 31st Edition, McGraw-Hill, 2018.
3. Voet, D. and Voet, J.G., "Biochemistry", 4th Edition, John Wiley & Sons Inc., 2010.

OBT354 FUNDAMENTALS OF CELL AND MOLECULAR BIOLOGY L T P C
3 0 0 3

COURSE OBJECTIVES:

- To provide knowledge on the fundamentals of cell biology.
- To understand the signalling mechanisms.
- Understand basic principles of molecular biology at intracellular level to regulate growth, division and development.

UNIT-I INTRODUCTION TO CELL 9

Cell, cell wall and Extracellular Matrix (ECM), composition, cellular dimensions, Evolution, Organisation, differentiation of prokaryotic and Eukaryotic cells, Virus, bacteria, cyanobacteria, mycoplasma and prions.

UNIT II CELL ORGANELLES 9

Molecular organisation, biogenesis and function Mitochondria, endoplasmic reticulum, golgi apparatus, plastids, chloroplast, leucoplast, centrosome, lysosome, ribosome, peroxisome, Nucleus and nucleolus. Endo membrane system, concept of compartmentalisation.

UNIT III BIO-MEMBRANE TRANSPORT 9

Physiochemical properties of cell membranes. Molecular constitute of membranes, asymmetrical organisation of lipids and proteins. Solute transport across membrane's-fick's law, simple diffusion, passive-facilitated diffusion, active transport- primary and secondary, group translocation, transport ATPases, membrane transport in bacteria and animals. Transport mechanism- mobile carriers and pores mechanisms. Transport by vesicle formation, endocytosis, exocytosis, cell respiration.

UNIT IV CELL CYCLE 9

Cell cycle- Cell division by mitosis and meiosis, Comparison of meiosis and mitosis, regulation of cell cycle, cell lysis, Cytokinesis, Cell signaling, Cell communication, Cell adhesion and Cell junction, cell cycle checkpoints.

UNIT V CENTRAL DOGMA 9

Overview of Central dogma DNA replication: Meselson & Stahl experiment, bi-directional DNA replication, Okazaki fragments. Structure and function of mRNA, rRNA and tRNA. RNA synthesis: Initiation, elongation and termination of RNA synthesis Introduction to Genetic code- Steps in translation: Initiation, Elongation and termination of protein synthesis.

TOTAL: 45 PERIODS

COURSE OUTCOMES:

- CO1:** Understanding of cell at structural and functional level.
CO2: Understand the central dogma of life and its significance.
CO3: Comprehend the basic mechanisms of cell division.

TEXTBOOKS:

1. Cooper, G.M. and R.E. Hansman "The Cell: A Molecular Approach", 8th Edition, Oxford University Press, 2018
2. Friefelder, David. "Molecular Biology." Narosa Publications, 1999
3. Weaver, Robert F. "Molecular Biology" 11nd Edition, Tata McGraw-Hill, 2003.

REFERENCES:

1. Lodish H, Berk A, Matsudaira P, Kaiser CA, Krieger M, Schot MP, Zipursky L, Darnell J. Molecular Cell Biology, 6th Edition, 2007.
2. Becker, W.M. et al., "The World of the Cell", 9th Edition, Pearson Education, 2003.
3. Campbell, N.A., J.B. Reece and E.J. Simon "Essential Biology", VIIrd Edition, Pearson International, 2007.
4. Alberts, Bruce et al., "Essential Cell Biology", 4th Edition, W.W. Norton, 2013.

OPEN ELECTIVE IV

OHS352

PROJECT REPORT WRITING

L T P C
3 0 0 3

COURSE OBJECTIVE

The Course will enable Learners to,

- Understand the essentials of project writing.
- Perceive the difference between general writing and technical writing
- Assimilate the fundamental features of report writing.
- Understand the essential differences that exist between general and technical writing.
- Learn the structure of a technical and project report.

UNIT I

9

Writing Skills – Essential Grammar and Vocabulary – Passive Voice, Reported Speech, Concord, Signpost words, Cohesive Devices – Paragraph writing - Technical Writing vs. General Writing.

UNIT II

9

Project Report – Definition, Structure, Types of Reports, Purpose – Intended Audience – Plagiarism – Report Writing in STEM fields – Experiment – Statistical Analysis.

UNIT III

9

Structure of the Project Report: (Part 1) Framing a Title – Content – Acknowledgement – Funding Details -Abstract – Introduction – Aim of the Study – Background - Writing the research question - Need of the Study/Project Significance, Relevance – Determining the feasibility – Theoretical Framework.

UNIT IV

9

Structure of the Project Report: (Part 2) – Literature Review, Research Design, Methods of Data Collection - Tools and Procedures - Data Analysis - Interpretation - Findings –Limitations - Recommendations – Conclusion – Bibliography.

UNIT V

9

Proof reading a report – Avoiding Typographical Errors – Bibliography in required Format – Font – Spacing – Checking Tables and Illustrations – Presenting a Report Orally – Techniques.

TOTAL:45 PERIODS

COURSE OUTCOMES

By the end of the course, learners will be able to

CO1:Write effective project reports.

CO2:Use statistical tools with confidence.

CO3:Explain the purpose and intension of the proposed project coherently and with clarity.

CO4:Create writing texts to suit achieve the intended purpose.

CO5:Master the art of writing winning proposals and projects.

CO's-PO's & PSO's MAPPING

CO	PO												PSO		
	1	2	3	4	5	6	7	8	9	10	11	12	1	2	3
1	2	1	1	1	1	3	2	2	3	3	3	3	-	-	-
2	2	2	2	1	1	1	2	1	2	3	2	3	-	-	-
3	2	2	3	3	2	3	2	2	2	3	2	3	-	-	-
4	3	3	3	3	3	3	3	3	3	3	3	3	-	-	-
5	3	3	3	3	3	3	3	3	3	3	3	3	-	-	-
AVg.	2.4	2.2	2.4	2.2	2	2.6	2.4	2.2	2.6	3	2.6	3	-	-	-

1 - low, 2 - medium, 3 - high, '-' - no correlation

Note: The average value of this course to be used for program articulation matrix.

REFERENCES

1. Gerson and Gerson - Technical Communication: Process and Product, 7th Edition, Prentice Hall(2012)
2. Virendra K. Pamecha - Guide to Project Reports, Project Appraisals and Project Finance (2012)
3. Daniel Riordan - Technical Report Writing Today (1998)
Darla-Jean Weatherford - Technical Writing for Engineering Professionals (2016) Penwell Publishers.

OMA355

ADVANCED NUMERICAL METHODS

L T P C
3 0 0 3

COURSE OBJECTIVE:

- To impart knowledge on numerical methods that will come in handy to solve numerically the problems that arise in engineering and technology. This will also serve as a precursor for future research.

UNIT I ALGEBRAIC EQUATIONS AND EIGENVALUE PROBLEM 9

System of nonlinear equations : Fixed point iteration method - Newton's method; System of linear equations: Thomas algorithm for tri diagonal system - SOR iteration methods ; Eigen value problems: Given's method - Householder's method.

UNIT II INTERPOLATION 9

Central difference: Stirling and Bessel's interpolation formulae ; Piecewise spline interpolation: Piecewise linear, piecewise quadratic and cubic spline ; Least square approximation for continuous data (upto 3rd degree).

UNIT III NUMERICAL METHODS FOR ORDINARY DIFFERENTIAL EQUATIONS 9

Explicit Adams - Bashforth Techniques - Implicit Adams - Moulton Techniques, Predictor - Corrector Techniques - Finite difference methods for solving two - point linear boundary value problems - Orthogonal Collocation method.

UNIT IV FINITE DIFFERENCE METHODS FOR ELLIPTIC EQUATIONS 9

Laplace and Poisson's equations in a rectangular region : Five point finite difference schemes - Leibmann's iterative methods - Dirichlet's and Neumann conditions – Laplace equation in polar coordinates : Finite difference schemes .

UNIT V FINITE DIFFERENCE METHOD FOR TIME DEPENDENT PARTIAL DIFFERENTIAL EQUATIONS 9

Parabolic equations : Explicit and implicit finite difference methods – Weighted average approximation - Dirichlet's and Neumann conditions – First order hyperbolic equations - Method of characteristics - Different explicit and implicit methods; Wave equation : Explicit scheme – Stability of above schemes.

TOTAL : 45 PERIODS

COURSE OUTCOMES:

Upon completion of this course, the students will be able to:

CO1: demonstrate the understandings of common numerical methods for nonlinear equations, system of linear equations and eigenvalue problems;

CO2: understand the interpolation theory;

CO3: understand the concepts of numerical methods for ordinary differential equations;

CO4: demonstrate the understandings of common numerical methods for elliptic equations;

CO5: understand the concepts of numerical methods for time dependent partial differential equations

TEXT BOOKS :

1. Grewal, B.S., "Numerical Methods in Engineering & Science ", Khanna Publications, Delhi, 2013.
2. Gupta, S.K., "Numerical Methods for Engineers", (Third Edition), New Age Publishers, 2015.
3. Jain, M.K., Iyengar, S.R.K. and Jain, R.K., "Computational Methods for Partial Differential Equations", New Age Publishers, 1994.

REFERENCES:

1. Saumyen Guha and Rajesh Srivastava, "Numerical methods for Engineering and Science", Oxford Higher Education, New Delhi, 2010.
2. Burden, R.L., and Faires, J.D., "Numerical Analysis – Theory and Applications", 9 th Edition, Cengage Learning, New Delhi, 2016.
3. Gupta S.K., "Numerical Methods for Engineers", 4th Edition, New Age Publishers, 2019.
4. Sastry, S.S., "Introductory Methods of Numerical Analysis", 5th Edition, PHI Learning, 2015.
5. Morton, K.W. and Mayers D.F., "Numerical solution of Partial Differential equations", Cambridge University press, Cambridge, 2002.

CO's-PO's & PSO's MAPPING

	PO 01	PO 02	PO 03	PO 04	PO 05	PO 06	PO 07	PO 08	PO 09	PO 10	PO 11	PO 12	PS O1	PS O2	PS O3
CO1	3	3	3	3	2	2	2	1	1	1	1	3	-	-	-
CO2	3	3	3	3	3	2	2	1	1	1	1	3	-	-	-
CO3	3	3	3	3	3	2	2	1	1	1	1	3	-	-	-
CO4	3	3	3	3	3	2	2	1	1	1	1	3	-	-	-
CO5	3	3	3	3	3	2	2	1	1	1	1	3	-	-	-
Avg	3	3	3	3	3	2	2	1	1	1	1	3	-	-	-

1 - low, 2 - medium, 3 - high, '-' - no correlation

COURSE OBJECTIVES:

- To introduce the basic concepts of probability, one and two dimensional random variables with applications to engineering which can describe real life phenomenon.
- To understand the basic concepts of random processes which are widely used in communication networks.
- To acquaint with specialized random processes which are apt for modelling the real time scenario.
- To understand the concept of correlation and spectral densities.
- To understand the significance of linear systems with random inputs.

UNIT I RANDOM VARIABLES**9**

Discrete and continuous random variables – Moments – Moment generating functions – Joint Distribution- Covariance and Correlation – Transformation of a random variable.

UNIT II RANDOM PROCESSES**9**

Classification – Characterization – Cross correlation and Cross covariance functions - Stationary Random Processes – Markov process - Markov chain.

UNIT III SPECIAL RANDOM PROCESSES**9**

Bernoulli Process – Gaussian Process - Poisson process – Random telegraph process.

UNIT IV CORRELATION AND SPECTRAL DENSITIES**9**

Auto correlation functions – Cross correlation functions – Properties – Power spectral density – Cross spectral density – Properties.

UNIT V LINEAR SYSTEMS WITH RANDOM INPUTS**9**

Linear time invariant system – System transfer function – Linear systems with random inputs – Auto correlation and cross correlation functions of input and output.

TOTAL: 45 PERIODS**COURSE OUTCOMES**

Upon successful completion of the course, students should be able to:

CO1: Understand the basic concepts of one and two dimensional random variables and apply in engineering applications.

CO2: Apply the concept random processes in engineering disciplines.

CO3: Understand and apply the concept of correlation and spectral densities.

CO4: Get an exposure of various distribution functions and help in acquiring skills in handling situations involving more than one variable.

CO5: Analyze the response of random inputs to linear time invariant systems.

TEXT BOOKS

1. Ibe, O.C., " Fundamentals of Applied Probability and Random Processes ", 1st Indian Reprint, Elsevier, 2007.
2. Peebles, P.Z., "Probability, Random Variables and Random Signal Principles ", Tata McGraw Hill, 4th Edition, New Delhi, 2002.

REFERENCES

1. Cooper. G.R., McGillem. C.D., "Probabilistic Methods of Signal and System Analysis", Oxford University Press, New Delhi, 3rd Indian Edition, 2012.
2. Hwei Hsu, "Schaum's Outline of Theory and Problems of Probability, Random Variables and Random Processes ", Tata McGraw Hill Edition, New Delhi, 2004.
3. Miller. S.L. and Childers. D.G., "Probability and Random Processes with Applications to Signal Processing and Communications ", Academic Press, 2004.
4. Stark. H. and Woods. J.W., "Probability and Random Processes with Applications to Signal Processing ", Pearson Education, Asia, 3rd Edition, 2002.
5. Yates. R.D. and Goodman. D.J., "Probability and Stochastic Processes", Wiley India Pvt. Ltd., Bangalore, 2nd Edition, 2012.

CO's-PO's & PSO's MAPPING

	PO 01	PO 02	PO 03	PO 04	PO 05	PO 06	PO 07	PO 08	PO 09	PO 10	PO 11	PO 12	PS O1	PS O2	PS O3
CO1	3	3	0	0	0	0	0	0	3	0	0	2	-	-	-
CO2	3	3	0	0	0	0	0	0	3	0	0	2	-	-	-
CO3	3	3	0	0	0	0	0	0	3	0	0	2	-	-	-
CO4	3	3	0	0	0	0	0	0	3	0	0	2	-	-	-
CO5	3	3	0	0	0	0	0	0	3	0	0	2	-	-	-
Avg	3	3	0	0	0	0	0	0	3	0	0	2	-	-	-

1 - low, 2 - medium, 3 - high, '-' - no correlation

OMA357

QUEUEING AND RELIABILITY MODELLING

L T P C
3 0 0 3

COURSE OBJECTIVES:

- To provide necessary basic concepts in probability and random processes for applications such as random signals, linear systems in communication engineering.
- To understand the concept of queueing models and apply in engineering.
- To provide the required mathematical support in real life problems and develop probabilistic models which can be used in several areas of science and engineering.
- To study the system reliability and hazard function for series and parallel systems.
- To implement Markovian Techniques for availability and maintainability which opens up new avenues for research.

UNIT I RANDOM PROCESSES

9

Classification – Stationary process – Markov process - Poisson process – Discrete parameter Markov chain – Chapman Kolmogorov equations – Limiting distributions.

UNIT II MARKOVIAN QUEUEING MODELS

9

Markovian queues – Birth and death processes – Single and multiple server queueing models – Little's formula - Queues with finite waiting rooms.

UNIT III ADVANCED QUEUEING MODELS

9

M/G/1 queue – Pollaczek Khinchin formula - M/D/1 and M/E_K/1 as special cases – Series queues – Open Jackson networks.

UNIT IV SYSTEM RELIABILITY**9**

Reliability and hazard functions- Exponential, Normal, Weibull and Gamma failure distribution – Time - dependent hazard models – Reliability of Series and Parallel Systems.

UNIT V MAINTAINABILITY AND AVAILABILITY**9**

Maintainability and Availability functions – Frequency of failures – Two Unit parallel system with repair – k out of m systems.

TOTAL: 45 PERIODS**COURSE OUTCOMES**

Upon successful completion of the course, students should be able to:

CO1:Enable the students to apply the concept of random processes in engineering disciplines.

CO2:Students acquire skills in analyzing various queueing models.

CO3:Students can understand and characterize phenomenon which evolve with respect to time in a probabilistic manner.

CO4:Students can analyze reliability of the systems for various probability distributions.

CO5:Students can be able to formulate problems using the maintainability and availability analyses by using theoretical approach.

TEXT BOOKS

1. Shortle J.F, Gross D, Thompson J.M,Harris C.M., "Fundamentals of Queueing Theory", John Wiley and Sons, New York,2018.
2. Balagurusamy E., "Reliability Engineering", Tata McGraw Hill Publishing Company Ltd., New Delhi,2010.

REFERENCES

1. Medhi J, "Stochastic models of Queueing Theory", Academic Press, Elsevier, Amsterdam, 2003.
2. Taha, H.A., "Operations Research", 9th Edition, Pearson India Education Services, Delhi, 2016.
3. Trivedi, K.S., "Probability and Statistics with Reliability, Queueing and Computer Science Applications", 2nd Edition, John Wiley and Sons, 2002.
4. Govil A.K., "Reliability Engineering", Tata-McGraw Hill Publishing Company Ltd., New Delhi,1983.

CO's-PO's & PSO's MAPPING

	PO 01	PO 02	PO 03	PO 04	PO 05	PO 06	PO 07	PO 08	PO 09	PO 10	PO 11	PO 12	PS O1	PS O2	PS O3
CO1	3	3	0	0	0	0	0	0	2	0	0	2	-	-	-
CO2	3	3	2	0	0	0	0	0	2	0	0	2	-	-	-
CO3	3	3	0	2	0	0	0	0	2	0	0	2	-	-	-
CO4	3	3	2	0	0	0	0	0	2	0	0	2	-	-	-
CO5	3	3	3	2	0	0	0	0	2	0	0	2	-	-	-
Avg	3	3	1.4	0.8	0	0	0	0	2	0	0	2	-	-	-

1 - low, 2 - medium, 3 - high, '-' - no correlation

OMG354 PRODUCTION AND OPERATIONS MANAGEMENT FOR ENTREPRENEURS

L T P C
3 0 0 3

COURSE OBJECTIVES:

- To know the basic concept and function of Production and Operation Management for entrepreneurship.
- To understand the Production process and planning.
- To understand the Production and Operations Management Control for business owners.

UNIT I INTRODUCTION TO PRODUCTION AND OPERATIONS MANGEMENT 9

Functions of Production Management - Relationship between production and other functions – Production management and operations management, Characteristics of modern production and operation management, organisation of production function, recent trends in production /operations management - production as an organisational function, decision making in production Operations research

UNIT II PRODUCTION & OPERATION SYSTEMS 9

Production Systems- principles – Models - CAD and CAM- Automation in Production - Functions and significance- Capacity and Facility Planning: Importance of capacity planning- Capacity measurement – Capacity Requirement Planning (CRP) process for manufacturing and service industry

UNIT III PRODUCTION & OPERATIONS PLANNING 9

Facility Planning – Location of facilities – Location flexibility – Facility design process and techniques – Location break even analysis-Production Process Planning: Characteristic of production process systems – Steps for production process- Production Planning Control Functions – Planning phase- Action phase- Control phase - Aggregate production planning

UNIT IV PRODUCTION & OPERATIONS MANAGEMENT PROCESS 9

Process selection with PLC phases- Process simulation tools- Work Study – Significance – Methods, evolution of normal/ standard time – Job design and rating - Value Analysis - Plant Layout: meaning – characters – Plant location techniques - Types- MRP and Layout Design - Optimisation and Theory of Constraints (TOC)– Critical Chain Project Management (CCPM)- REL (Relationship) Chart – Assembly line balancing- – Plant design optimisation -Forecasting methods.

UNIT V CONTROLLING PRODUCTION & OPERATIONS MANAGEMENT 9

Material requirement planning (MRP)- Concept- Process and control - Inventory control systems and techniques – JIT and Lean manufacturing - Network techniques - Quality Management: Preventive Vs Breakdown maintenance for Quality – Techniques for measuring quality - Control Chart (X , R , p , np and C chart) - Cost of Quality, Continuous improvement (Kaizen) - Quality awards - Supply Chain Management - Total Quality Management - 6 Sigma approach and Zero Defect Manufacturing.

TOTAL 45 : PERIODS

COURSE OUTCOMES:

Upon completion of this course the learners will be able :

CO 1 To understand the basics and functions of Production and Operation Management for business owners.

CO 2 To learn about the Production & Operation Systems.

CO 3 To acquaint on the Production & Operations Planning Techniques followed by entrepreneurs in Industries.

CO 4 To know about the Production & Operations Management Processes in organisations.

CO 5 To comprehend the techniques of controlling , Production and Operations in industries.

REFERENCES

1. Mikell P. Groover, Automation, Production Systems, and Computer-Integrated Manufacturing, Pearson, 2007.
2. Amitabh Raturi, Production and Inventory Management, , 2008.
3. Adam Jr. Ebert, Production and Operations Management, PHI Publication, 1992.
4. Muhlemann, Okland and Lockyer, Production and Operation Management, Macmillan India,1992.
6. Chary S.N, Production and Operations Management, TMH Publications, 2010.
7. Terry Hill ,Operation Management. Pal Grave McMillan (Case Study).2005.

OMG355

MULTIVARIATE DATA ANALYSIS

L T P C
3 0 0 3

COURSE OBJECTIVE:

- To know various multivariate data analysis techniques for business research.

UNIT I INTRODUCTION 9

Uni-variate, Bi-variate and Multi-variate techniques – Classification of multivariate techniques – Guidelines for multivariate analysis and interpretation.

UNIT II PREPARING FOR MULTIVARIATE ANALYSIS 9

Conceptualization of research model with variables, collection of data --Approaches for dealing with missing data – Testing the assumptions of multivariate analysis.

UNIT III MULTIPLE LINEAR REGRESSION ANALYSIS, FACTOR ANALYSIS 9

Multiple Linear Regression Analysis – Inferences from the estimated regression function – Validation of the model. -Approaches to factor analysis – interpretation of results.

UNIT IV LATENT VARIABLE TECHNIQUES 9

Confirmatory Factor Analysis, Structural equation modelling, Mediation models, Moderation models, Longitudinal studies.

UNIT V ADVANCED MULTIVARIATE TECHNIQUES 9

Multiple Discriminant Analysis, Logistic Regression, Cluster Analysis, Conjoint Analysis, multidimensional scaling.

TOTAL: 45 PERIODS

COURSE OUTCOMES :

CO1:Demonstrate a sophisticated understanding of the concepts and methods; know the exact scopes and possible limitations of each method; and show capability of using multivariate techniques to provide constructive guidance in decision making.

CO2:Use advanced techniques to conduct thorough and insightful analysis, and interpret the results correctly with detailed and useful information.

CO3:Show substantial understanding of the real problems; conduct deep analysis using correct methods; and draw reasonable conclusions with sufficient explanation and elaboration.

CO4:Write an insightful and well-organized report for a real-world case study, including thoughtful and convincing details.

CO5: Make better business decisions by using advanced techniques in data analytics. '

REFERENCES :

1. Joseph F Hair, Rolph E Anderson, Ronald L. Tatham & William C. Black, Multivariate Data Analysis, Pearson Education, New Delhi, 2005.
2. Barbara G. Tabachnick, Linda S. Fidell, Using Multivariate Statistics, 6th Edition, Pearson, 2012.
3. Richard A Johnson and Dean W. Wichern, Applied Multivariate Statistical Analysis, Prentice Hall, New Delhi, 2005.
4. David R Anderson, Dennis J Seveency, and Thomas A Williams, Statistics for Business and Economics, Thompson, Singapore, 2002

OME352

ADDITIVE MANUFACTURING

L T P C
3 0 0 3

COURSE OBJECTIVES:

- To introduce the development, capabilities, applications, of Additive Manufacturing (AM), and its business opportunities.
- To be acquainted with vat polymerization and material extrusion processes
- To be familiar with powder bed fusion and binder jetting processes.
- To gain knowledge on applications of direct energy deposition, and material jetting processes.
- To impart knowledge on sheet lamination and direct write technologies.

UNIT I INTRODUCTION

9

Overview - Need - Development of Additive Manufacturing (AM) Technology: Rapid Prototyping- Rapid Tooling - Rapid Manufacturing - Additive Manufacturing. AM Process Chain - ASTM/ISO 52900 Classification - Benefits - AM Unique Capabilities - AM File formats: STL, AMF Applications: Building Printing, Bio Printing, Food Printing, Electronics Printing, Automobile, Aerospace, Healthcare. Business Opportunities in AM.

UNIT II VAT POLYMERIZATION AND MATERIAL EXTRUSION

9

Photo polymerization: Stereolithography Apparatus (SLA)- Materials -Process - top down and bottom up approach - Advantages - Limitations - Applications. Digital Light Processing (DLP) - Process - Advantages - Applications.

Material Extrusion: Fused Deposition Modeling (FDM) - Process-Materials -Applications and Limitations.

UNIT III POWDER BED FUSION AND BINDER JETTING

9

Powder Bed Fusion: Selective Laser Sintering (SLS): Process - Powder Fusion Mechanism - Materials and Application. Selective Laser Melting (SLM), Electron Beam Melting (EBM): Materials - Process - Advantages and Applications.

Binder Jetting: Three-Dimensional Printing - Materials - Process - Benefits - Limitations - Applications.

UNIT IV MATERIAL JETTING AND DIRECTED ENERGY DEPOSITION

9

Material Jetting: Multijet Modeling- Materials - Process - Benefits - Applications.

Directed Energy Deposition: Laser Engineered Net Shaping (LENS) - Process - Material Delivery - Materials -Benefits -Applications.

UNIT V SHEET LAMINATION AND DIRECT WRITE TECHNOLOGY**9**

Sheet Lamination: Laminated Object Manufacturing (LOM)- Basic Principle- Mechanism: Gluing or Adhesive Bonding - Thermal Bonding - Materials - Application and Limitation.

Ink-Based Direct Writing (DW): Nozzle Dispensing Processes, Inkjet Printing Processes, Aerosol DW - Applications of DW.

TOTAL: 45 PERIODS**COURSE OUTCOMES:**

At the end of this course students shall be able to:

CO1: Recognize the development of AM technology and how AM technology propagated into various businesses and developing opportunities.

CO2: Acquire knowledge on process vat polymerization and material extrusion processes and its applications.

CO3: Elaborate the process and applications of powder bed fusion and binder jetting.

CO4: Evaluate the advantages, limitations, applications of material jetting and directed energy deposition processes.

CO5: Acquire knowledge on sheet lamination and direct write technology.

TEXT BOOKS:

1. Ian Gibson, David Rosen, Brent Stucker, Mahyar Khorasani "Additive manufacturing technologies". 3rd edition Springer Cham, Switzerland. (2021). ISBN: 978-3-030-56126-0
2. Andreas Gebhardt and Jan-Steffen Hötter "Additive Manufacturing: 3D Printing for Prototyping and Manufacturing", Hanser publications, United States, 2015, ISBN: 978-1-56990-582-1.

REFERENCES:

1. Andreas Gebhardt, "Understanding Additive Manufacturing: Rapid Prototyping, Rapid Manufacturing", Hanser Gardner Publication, Cincinnati., Ohio, 2011, ISBN :9783446425521.
2. Milan Brandt, "Laser Additive Manufacturing: Materials, Design, Technologies, and Applications", Woodhead Publishing., United Kingdom, 2016, ISBN: 9780081004333.
3. Amit Bandyopadhyay and Susmita Bose, "Additive Manufacturing", 1st Edition, CRC Press., United States, 2015, ISBN-13: 978-1482223590.
4. Kamrani A.K. and Nasr E.A., "Rapid Prototyping: Theory and practice", Springer., United States ,2006, ISBN: 978-1-4614-9842-1.
5. Liou, L.W. and Liou, F.W., "Rapid Prototyping and Engineering applications: A tool box for prototype development", CRC Press., United States, 2011, ISBN: 9780849334092.

CME343**NEW PRODUCT DEVELOPMENT**

L	T	P	C
3	0	0	3

COURSE OBJECTIVES

- To introduce the fundamental concepts of the new product development
- To develop material specifications, analysis and process.
- To Learn the Feasibility Studies & reporting of new product development.
- To study the New product qualification and Market Survey on similar products of new product development
- To learn Reverse Engineering. Cloud points generation, converting cloud data to 3D model

UNIT I FUNDAMENTALS OF NPD 9
Introduction – Reading of Drawing – Grid reading, Revisions, ECN (Engg. Change Note), Component material grade, Specifications, customer specific requirements – Basics of monitoring of NPD applying Gantt chart, Critical path analysis – Fundamentals of BOM (Bill of Materials), Engg. BOM & Manufacturing BOM. Basics of MIS software and their application in industries like SAP, MS Dynamics, Oracle ERP Cloud – QFD.

UNIT II MATERIAL SPECIFICATIONS, ANALYSIS & PROCESS 9
Material specification standards – ISO, DIN, JIS, ASTM, EN, etc. – Awareness on various manufacturing process like Metal castings & Forming, Machining (Conventional, 3 Axis, 4 Axis, 5 Axis,), Fabrications, Welding process. Qualifications of parts mechanical, physical & Chemical properties and their test report preparation and submission. Fundamentals of DFMEA & PFMEA, Fundamentals of FEA, Bend Analysis, Hot Distortion, Metal and Material Flow, Fill and Solidification analysis.

UNIT III ESSENTIALS OF NPD 9
RFQ (Request of Quotation) Processing – Feasibility Studies & reporting – CFT (Cross Function Team) discussion on new product and reporting – Concept design, Machine selection for tool making, Machining – Manufacturing Process selection, Machining Planning, cutting tool selection – Various Inspection methods – Manual measuring, CMM – GOM (Geometric Optical Measuring), Lay out marking and Cut section analysis. Tool Design and Detail drawings preparation, release of details to machine shop and CAM programming. Tool assembly and shop floor trials. Initial sample submission with PPAP documents.

UNIT IV CRITERIONS OF NPD 9
New product qualification for Dimensions, Mechanical & Physical Properties, Internal Soundness proving through X-Ray, Radiography, Ultrasonic Testing, MPT, etc. Agreement with customer for testing frequencies. Market Survey on similar products, Risk analysis, validating samples with simulation results, Lesson Learned & Horizontal deployment in NPD.

UNIT V REPORTING & FORWARD-THINKING OF NPD 9
Detailed study on PPAP with 18 elements reporting, APQP and its 5 Sections, APQP vs PPAP, Importance of SOP (Standard Operating Procedure) – Purpose & documents, deployment in shop floor. Prototyping & RPT - Concepts, Application and its advantages, 3D Printing – resin models, Sand cores for foundries; Reverse Engineering. Cloud points generation, converting cloud data to 3D model – Advantages & Limitation of RE, CE (Concurrent Engineering) – Basics, Application and its advantages in NPD (to reduce development lead time, time to Market, Improve productivity and product cost.)

TOTAL :45 PERIODS

COURSE OUTCOMES:

At the end of the course the students would be able to

- CO1:**Discuss fundamental concepts and customer specific requirements of the New Product development
- CO2:**Discuss the Material specification standards, analysis and fabrication, manufacturing process.
- CO3:**Develop Feasibility Studies & reporting of New Product development
- CO4:**Analyzing the New product qualification and Market Survey on similar products of new product development
- CO5:**Develop Reverse Engineering. Cloud points generation, converting cloud data to 3D model

TEXT BOOKS:

1. Product Development – Sten Jonsson
2. Product Design & Development – Karl T. Ulrich, Maria C. Young, Steven D. Eppinger

REFERENCES:

1. Revolutionizing Product Development – Steven C Wheelwright & Kim B. Clark
2. Change by Design
3. Toyota Product Development System – James Morgan & Jeffrey K. Liker
4. Winning at New Products – Robert Brands 3rd Edition
5. Product Design & Value Engineering – Dr. M.A. Bulsara & Dr. H.R. Thakkar

CO's-PO's & PSO's MAPPING

CO	PO												PSO		
	1	2	3	4	5	6	7	8	9	10	11	12	1	2	3
1	1	1	3	1				1	1			1	1	3	2
2	1	1	3	1				1	1			1	1	3	2
3	1	1	3	1				1	1			1	1	3	2
4	1	1	3	1				1	1			1	1	3	2
5	1	1	3	1				1	1			1	1	3	2

1 - low, 2 - medium, 3 - high, '-' - no correlation

OME355**INDUSTRIAL DESIGN & RAPID PROTOTYPING TECHNIQUES****L T P C****3 0 0 3****COURSE OBJECTIVES:**

The course aims to

- Outline Fundamental concepts in UI & UX
- Introduce the principles of Design and Building an mobile app
- Illustrate the use of CAD in product design
- Outline the choice and use of prototyping tools
- Understanding design of electronic circuits and fabrication of electronic devices

UNIT I UI/UX**9**

Fundamental concepts in UI & UX - Tools - Fundamentals of design principles - Psychology and Human Factors for User Interface Design - Layout and composition for Web, Mobile and Devices - Typography - Information architecture - Color theory - Design process flow, wireframes, best practices in the industry -User engagement ethics - Design alternatives

UNIT II APP DEVELOPMENT**9**

SDLC - Introduction to App Development - Types of Apps - web Development - understanding Stack - Frontend - backend - Working with Databases - Introduction to API - Introduction to Cloud services - Cloud environment Setup- Reading and writing data to cloud - Embedding ML models to Apps - Deploying application.

UNIT III INDUSTRIAL DESIGN**9**

Introduction to Industrial Design - Points, lines, and planes - Sketching and concept generation - Sketch to CAD - Introduction to CAD tools - Types of 3D modeling - Basic 3D Modeling Tools - Part creation – Assembly - Product design and rendering basics - Dimensioning & Tolerancing

UNIT IV MECHANICAL RAPID PROTOTYPING 9

Need for prototyping - Domains in prototyping - Difference between actual manufacturing and prototyping - Rapid prototyping methods - Tools used in different domains - Mechanical Prototyping; 3D Printing and classification - Laser Cutting and engraving - RD Works - Additive manufacturing

UNIT V ELECTRONIC RAPID PROTOTYPING 9

Basics of electronic circuit design - lumped circuits - Electronic Prototyping - Working with simulation tool - simple PCB design with EDA

TOTAL: 45 PERIODS

COURSE OUTCOMES

At the end of the course, learners will be able to:

CO1:Create quick UI/UX prototypes for customer needs

CO2:Develop web application to test product traction / product feature

CO3:Develop 3D models for prototyping various product ideas

CO4:Built prototypes using Tools and Techniques in a quick iterative methodology

TEXT BOOKS

1. Peter Fiell, Charlotte Fiell, Industrial Design A-Z, TASCHEN America Llc(2003)
2. Samar Malik, Autodesk Fusion 360 - The Master Guide.
3. Steve Krug, Don't Make Me Think, Revisited: A Common Sense Approach to Web Usability, Pearson,3rd edition(2014)

REFERENCES

1. <https://www.adobe.com/products/xd/learn/get-started.html>
2. <https://developer.android.com/guide>
3. <https://help.autodesk.com/view/fusion360/ENU/courses/>
4. https://help.prusa3d.com/en/category/prusaslicer_204

MF3010

MICRO AND PRECISION ENGINEERING

LT P C

3 0 0 3

COURSE OBJECTIVES:

At the end of this course the student should be able to

- Learn about the precision machine tools
- Learn about the macro and micro components.
- Understand handling and operating of the precision machine tools.
- Learn to work with miniature models of existing machine tools/robots and other instruments.
- Learn metrology for micro system

UNIT I INTRODUCTION TO MICROSYSTEMS 9

Design, and material selection, micro-actuators: hydraulic, pneumatic, electrostatic/ magnetic etc. for medical to general purpose applications. Micro-sensors based on Thermal, mechanical, electrical properties; micro-sensors for measurement of pressure, flow, temperature, inertia, force, acceleration, torque, vibration, and monitoring of manufacturing systems.

UNIT II FABRICATION PROCESSES FOR MICRO-SYSTEMS: 9

Additive, subtractive, forming process, microsystems-Micro-pumps, micro- turbines, micro engines, micro-robot, and miniature biomedical devices

UNIT III INTRODUCTION TO PRECISION ENGINEERING 9

Machine tools, holding and handling devices, positioning fixtures for fabrication/ assembly of microsystems. Precision drives: inch worm motors, ultrasonic motors, stick-slip mechanism and other piezo-based devices.

UNIT IV PRECISION MACHINING PROCESSES 9

Precision machining processes for macro components - Diamond turning, fixed and free abrasive processes, finishing processes.

UNIT V METROLOGY FOR MICRO SYSTEMS 9

Metrology for micro systems - Surface integrity and its characterization.

TOTAL : 45 PERIODS

COURSE OUTCOMES:

Upon the completion of this course the students will be able to

CO1:Select suitable precision machine tools and operate

CO2:Apply the macro and micro components for fabrication of micro systems.

CO3:Apply suitable machining process

CO4:Able to work with miniature models of existing machine tools/robots and other instruments.

CO5:Apply metrology for micro system

TEXT BOOKS:

1. Davim, J. Paulo, ed. Microfabrication and Precision Engineering: Research and Development. Woodhead Publishing, 2017
2. Gupta K, editor. Micro and Precision Manufacturing. Springer; 2017

REFERENCES:

1. Dornfeld, D., and Lee, D. E., Precision Manufacturing, 2008, Springer.
2. H. Nakazawa, Principles of Precision Engineering, 1994, Oxford University Press.
3. Whitehouse, D. J., Handbook of Surface Metrology, Institute of Physics Publishing, Philadelphia PA, 1994.
4. Murthy.R.L, —Precision Engineering in ManufacturingII, New Age International, New Delhi, 2005

**OMF354 COST MANAGEMENT OF ENGINEERING PROJECTS L T P C
3 0 0 3**

COURSE OBJECTIVES:

- Summarize the costing concepts and their role in decision making
- Infer the project management concepts and their various aspects in selection
- Interpret costing concepts with project execution
- Develop knowledge of costing techniques in service sector and various budgetary control techniques
- Illustrate with quantitative techniques in cost management

UNIT I INTRODUCTION TO COSTING CONCEPTS 9

Objectives of a Costing System; Cost concepts in decision-making; Relevant cost, Differential cost, Incremental cost and Opportunity cost; Creation of a Database for operational control.'

UNIT II INTRODUCTION TO PROJECT MANAGEMENT 9

Project: meaning, Different types, why to manage, cost overruns centres, various stages of project execution: conception to commissioning. Project execution as conglomeration of technical and nontechnical activities, Detailed Engineering activities, Pre project execution main clearances and documents, Project team: Role of each member, Importance Project site: Data required with significance, Project contracts

UNIT III PROJECT EXECUTION AND COSTING CONCEPTS 9

Project execution Project cost control, Bar charts and Network diagram, Project commissioning: mechanical and process, Cost Behavior and Profit Planning Marginal Costing; Distinction between Marginal Costing and Absorption Costing; Break-even Analysis, Cost-Volume-Profit Analysis, Various decision-making problems, Pricing strategies: Pareto Analysis, Target costing, Life Cycle Costing

UNIT IV COSTING OF SERVICE SECTOR AND BUDGETERY CONTROL 9

Just-in-time approach, Material Requirement Planning, Enterprise Resource Planning, Activity Based Cost Management, Bench Marking; Balanced Score Card and Value-Chain Analysis, Budgetary Control: Flexible Budgets; Performance budgets; Zero-based budgets.

UNIT V QUANTITATIVE TECHNIQUES FOR COST MANAGEMENT 9

Linear Programming, PERT/CPM, Transportation problems, Assignment problems, Learning Curve Theory.

TOTAL: 45 PERIODS

COURSE OUTCOMES

Upon successful completion of the course, students should be able to:

CO1: Understand the costing concepts and their role in decision making.

CO2: Understand the project management concepts and their various aspects in selection.

CO3: Interpret costing concepts with project execution.

CO4: Gain knowledge of costing techniques in service sector and various budgetary control techniques.

CO5: Become familiar with quantitative techniques in cost management.

TEXT BOOKS:

1. John M. Nicholas, Herman Steyn Project Management for Engineering, Business and Technology, Taylor & Francis, 2 August 2020, ISBN: 9781000092561.
2. Albert Lester ,Project Management, Planning and Control, Elsevier/Butterworth-Heinemann, 2007, ISBN: 9780750669566, 075066956X.

REFERENCES:

1. Ashish K. Bhattacharya, Principles & Practices of Cost Accounting A. H. Wheeler publisher, 1991.
2. Charles T. Horngren and George Foster, Advanced Management Accounting, 1988.
3. Charles T. Horngren et al Cost Accounting a Managerial Emphasis, Prentice Hall of India, New Delhi, 2011.
4. Robert S Kaplan Anthony A. Alkinson, Management & Cost Accounting, 2003.
5. Vohra N.D., Quantitative Techniques in Management, Tata McGraw Hill Book Co. Ltd, 2007.

COURSE OBJECTIVES:

- The objective of this course is to make the students to understand the working and characteristics of different types of batteries and their management .

UNIT I ADVANCED BATTERIES**9**

Li-ion Batteries-different formats, chemistry, safe operating area, efficiency, aging. Characteristics-SOC,DOD, SOH. Balancing-Passive Balancing Vs Active Balancing. Other Batteries-NCM and NCA Batteries. *NCR18650B* specifications.

UNIT II BATTERY PACK**9**

Battery Pack- design, sizing, calculations, flow chart, real and simulation Model. Peak power – definition, testing methods-relationships with Power, Temperature and ohmic Internal Resistance. Cloud based and Local Smart charging.

UNIT III BATTERY MODELLING**9**

Battery Modelling Methods-Equivalent Circuit Models, Electrochemical Model, Neural Network Model. ECM Comparisons- Rint model, Thevenin model, PNGV model. State space Models-Introduction. Battery Modelling software/simulation frameworks

UNIT IV BATTERY STATE ESTIMATION**9**

SOC Estimation- Definition, importance, single cell Vs series batteries SOC. Estimation Methods- Load voltage, Electromotive force, AC impedance, Ah counting, Neural networks, Neuro-fuzzy forecast method, Kalman filter. Estimation Algorithms.

UNIT V BMS ARCHITECTURE AND REAL TIME COMPONENTS**9**

Battery Management System- need, operation, classification. BMS ASIC-bq76PL536A-Q1 Battery Monitor IC- CC2662R-Q1 Wireless BMS MCU. Communication Modules- CAN Open-Flex Ray-CANedge1 package.ARBIN Battery Tester. BMS Development with Modeling software and Model-Based Design.

TOTAL:45 PERIODS**COURSE OUTCOMES:**

At the end of this course, students will be able to

CO1:Acquire knowledge of different Li-ion Batteries performance.

CO2:Design a Battery Pack and make related calculations.

CO3:Demonstrate a BatteryModel or Simulation.

CO4:Estimate State-of-Charges in a Battery Pack.

CO5:Approach different BMS architectures during real world usage.

TEXT BOOKS

1. Jiuchun Jiang and Caiping Zhang, “Fundamentals and applications of Lithium-Ion batteriesin Electric Drive Vehicles”, Wiley, 2015.
2. Davide Andrea ,“Battery Management Systems for Large Lithium-Ion Battery Packs” ARTECH House, 2010.

REFERENCE BOOKS

1. Developing Battery Management Systems with Simulink and Model-Based Design-whitepaper
2. Panasonic *NCR18650B- DataSheet*
3. bq76PL536A-Q1- IC DataSheet
4. CC2662R-Q1- IC DataSheet

COURSE OBJECTIVES:

- The objective of this course is to make the students to list common types of sensor and actuators used in automotive vehicles.

UNIT I INTRODUCTION TO MEASUREMENTS AND SENSORS 9

Sensors: Functions- Classifications- Main technical requirement and trends Units and standards- Calibration methods- Classification of errors- Error analysis- Limiting error- Probable error- Propagation of error- Odds and uncertainty- principle of transduction-Classification. Static characteristics- mathematical model of transducers- Zero, First and Second order transducers- Dynamic characteristics of first and second order transducers for standard test inputs.

UNIT II VARIABLE RESISTANCE AND INDUTANCE SENSORS 9

Principle of operation- Construction details- Characteristics and applications of resistive potentiometer- Strain gauges- Resistive thermometers- Thermistors- Piezoresistive sensors Inductive potentiometer- Variable reluctance transducers:- EI pick up and LVDT

UNIT III VARIABLE AND OTHER SPECIAL SENSORS 9

Variable air gap type, variable area type and variable permittivity type- capacitor microphone Piezoelectric, Magnetostrictive, Hall Effect, semiconductor sensor- digital transducers-Humidity Sensor. Rain sensor, climatic condition sensor, solar, light sensor, antiglare sensor.

UNIT IV AUTOMOTIVE ACTUATORS 9

Electromechanical actuators- Fluid-mechanical actuators- Electrical machines- Direct-current machines- Three-phase machines- Single-phase alternating-current Machines - Duty-type ratings for electrical machines. Working principles, construction and location of actuators viz. Solenoid, relay, stepper motor etc.

UNIT V AUTOMATIC TEMPERATURE CONTROL ACTUATORS 9

Different types of actuators used in automatic temperature control- Fixed and variable displacement temperature control- Semi Automatic- Controller design for Fixed and variable displacement type air conditioning system.

TOTAL:45 PERIODS**COURSE OUTCOMES:**

At the end of the course, the student will be able to

CO1:List common types of sensor and actuators used in vehicles.

CO2:Design measuring equipment's for the measurement of pressure force, temperature and flow.

CO3:Generate new ideas in designing the sensors and actuators for automotive application

CO4:Understand the operation of thesensors, actuators and electronic control.

CO5:Design temperature control actuators for vehicles.

TEXT BOOKS:

1. Doebelin's Measurement Systems: 7th Edition (SIE),Ernest O. Doebelin DhaneshN.Manik McGraw Hill Publishers, 2019.
2. Robert Brandy, " Automotive Electronics and Computer System", Prentice Hall,2001
3. William Kimberley," Bosch Automotive Handbook", 6th Edition, Robert Bosch GmbH, 2004.
4. Bosch Automotive Electrics and Automotive Electronics Systems and Components, Networking and Hybrid Drive, 5th Edition, 2007, ISBN No: 978-3-658-01783-5.

REFERENCES:

1. James D Halderman, "Automotive Electrical and Electronics", Prentice Hall, USA, 2013
2. Tom Denton, "Automotive Electrical and Electronics Systems," Third Edition, 2004, SAE International.
3. Patranabis.D, "Sensors and Transducers", 2nd Edition, Prentice Hall India Ltd,2003
4. William Ribbens, "Understanding Automotive Electronics -An Engineering Perspective," 7th Edition, Elsevier Butterworth-Heinemann Publishers, 2012.

OAS353**SPACE VEHICLES**

L	T	P	C
3	0	0	3

COURSE OBJECTIVES:

- To interpret the missile space stations, space vs earth environment.
- To explain the life support systems, mission logistics and planning.
- To deploy the skills effectively in the understanding of space vehicle configuration design.
- To explain Engine system and support of space vehicle
- To interpret nose cone configuration of space vehicle

UNIT I FUNDAMENTAL ASPECTS**9**

Energy and Efficiencies of power plants for space vehicles – Typical Performance Values – Mission design – Structural design aspects during launch - role of launch environment on launch vehicle integrity.

UNIT II SELECTION OF ROCKET PROPULSION SYSTEMS**9**

Ascent flight mechanics – Launch vehicle selection process – Criteria for Selection for different missions – selection of subsystems – types of staging – Interfaces – selection and criteria for stages and their role in launch vehicle configuration design.

UNIT III ENGINE SYSTEMS, CONTROLS, AND INTEGRATION**9**

Propellant Budget – Performance of Complete or Multiple Rocket Propulsion Systems – Engine Design – Engine Controls – Engine System Calibration – System Integration and Engine Optimization.

UNIT IV THRUST VECTOR CONTROL**9**

TVC Mechanisms with a Single Nozzle – TVC with Multiple Thrust Chambers or Nozzles – Testing – Integration with Vehicle – SITVC method – other jet control methods - exhaust plume problems in space environment

UNIT V NOSE CONE CONFIGURATION**9**

Aerodynamic aspects on the selection of nose shape of a launch vehicle - design factors in the finalization of nose configuration with respect to payload - nose cone thermal protection system - separation of fairings - payload injection mechanism

TOTAL: 45 PERIODS**COURSE OUTCOMES:**

On successful completion of this course, the student will be able to

CO1: Explain exotic space propulsion concepts, such as nuclear, solar sail, and antimatter.

CO2: Apply knowledge in selecting the appropriate rocket propulsion systems.

CO3: Interpret the air-breathing propulsion suitable for initial stages and fly-back boosters.

CO4: Analyze aerodynamics aspect, including boost-phase lift and drag, hypersonic, and re-entry.

CO5:Adapt from aircraft engineers moving into launch vehicle, spacecraft, and hypersonic vehicle design.

OIM352

MANAGEMENT SCIENCE

L T P C

3 0 0 3

COURSE OBJECTIVES:

Of this course are

- To introduce fundamental concepts of management and organization to students.
- To impart knowledge to students on various aspects of marketing, quality control and marketing strategies.
- To make students familiarize with the concepts of human resources management.
- To acquaint students with the concepts of project management and cost analysis.
- To make students familiarize with the concepts of planning process and business strategies.

UNIT I INTRODUCTION TO MANAGEMENT AND ORGANISATION 9

Concepts of Management and organization- nature, importance and Functions of Management, Systems Approach to Management - Taylor's Scientific Management Theory- Fayal's Principles of Management- Maslow's theory of Hierarchy of Human Needs- Douglas McGregor's Theory X and Theory Y- Hertzberg Two Factor Theory of Motivation- Leadership Styles, Social responsibilities of Management, Designing Organisational Structures: Basic concepts related to Organisation - Departmentation and Decentralisation.

UNIT II OPERATIONS AND MARKETING MANAGEMENT 9

Principles and Types of Plant Layout- Methods of Production (Job, batch and Mass Production), Work Study - Basic procedure involved in Method Study and Work Measurement - Business Process Reengineering (BPR) - Statistical Quality Control: control charts for Variables and Attributes (simple Problems) and Acceptance Sampling, Objectives of Inventory control, EOQ, ABC Analysis, Purchase Procedure, Stores Management and Store Records - JIT System, Supply Chain Management, Functions of Marketing, Marketing Mix, and Marketing Strategies based on Product Life Cycle.

UNIT III HUMAN RESOURCES MANAGEMENT 9

Concepts of HRM, HRD and Personnel Management and Industrial Relations (PMIR), HRM vs PMIR, Basic functions of HR Manager: Manpower planning, Recruitment, Selection, Training and Development, Wage and Salary Administration, Promotion, Transfer, Performance Appraisal, Grievance Handling and Welfare Administration, Job Evaluation and Merit Rating - Capability Maturity Model (CMM) Levels.

UNIT IV PROJECT MANAGEMENT 9

Network Analysis, Programme Evaluation and Review Technique (PERT), Critical Path Method (CPM), identifying critical path, Probability of Completing the project within given time, Project Cost Analysis, Project Crashing (simple problems).

UNIT V STRATEGIC MANAGEMENT AND CONTEMPORARY STRATEGIC ISSUES 9

Mission, Goals, Objectives, Policy, Strategy, Programmes, Elements of Corporate Planning Process, Environmental Scanning, Value Chain Analysis, SWOT Analysis, Steps in Strategy Formulation and Implementation, Generic Strategy alternatives. Benchmarking and Balanced Score Cards as Contemporary Business Strategies.

TOTAL: 45 PERIODS

COURSE OUTCOMES:

Upon completion of the course, Students will be able to

CO1: Plan an organizational structure for a given context in the organisation to carry out production operation through Work-study.

CO2: Survey the markets, customers and competition better and price the given products appropriately

CO3: Ensure quality for a given product or service.

CO4: Plan, schedule and control projects through PERT and CPM.

CO5: Evaluate strategy for a business or service organisation.

CO's-PO's & PSO's MAPPING

CO's	PO's												PSO's		
	1	2	3	4	5	6	7	8	9	10	11	12	1	2	3
1	3			3	3	3		3	3	2			2	3	
2	3			2	3	3		2	3	2				2	
3	3			3	2	2		3	2	2					2
4	3			3	3	2		3	2	3					3
5	3			2	3	3		2	3	3			2	1	
AVg.	3			2.6	2.8	2.6		2.6	2.6	2.4			2	2	2.5

1 - low, 2 - medium, 3 - high, '-' - no correlation

TEXTBOOKS:

1. Kanishka Bedi, Production and Operations Management, Oxford University Press, 2007.
2. Stoner, Freeman, Gilbert, Management, 6th Ed, Pearson Education, New Delhi, 2004.
3. Thomas N. Duening & John M. Ivancevich Management Principles and Guidelines, Biztantra, 2007.
4. P. Vijay Kumar, N. Appa Rao and Ashnab, Chnalill, Cengage Learning India, 2012.

REFERECES:

1. Kotler Philip and Keller Kevin Lane: Marketing Management, Pearson, 2012.
2. Koontz and Weihrich: Essentials of Management, McGrawHill, 2012.
3. Lawrence R Jauch, R. Gupta and William F. Glueck: Business Policy and Strategic Management Science, McGrawHill, 2012.
4. Samuel C. Certo: Modern Management, 2012.

OIM353

PRODUCTION PLANNING AND CONTROL

L T P C
3 0 0 3

COURSE OBJECTIVES:

- To understand the concept of production planning and control act work study,
- To apply the concept of product planning,
- To analyze the production scheduling,
- To apply the Inventory Control concepts.
- To prepare the manufacturing requirement Planning (MRP II) and Enterprise Resource Planning (ERP).

UNIT I INTRODUCTION

9

Objectives and benefits of planning and control-Functions of production control-Types of production- job- batch and continuous-Product development and design-Marketing aspect - Functional aspects- Operational aspect-Durability and dependability aspect aesthetic aspect. Profit

consideration- Standardization, Simplification & specialization- Break even analysis-Economics of a new design.

UNITII WORK STUDY 9

Method study, basic procedure-Selection-Recording of process - Critical analysis, Development - Implementation - Micro motion and memo motion study – work measurement - Techniques of work measurement - Time study - Production study - Work sampling - Synthesis from standard data - Predetermined motion time standards.

UNITIII PRODUCT PLANNING AND PROCESS PLANNING 9

Product planning-Extending the original product information-Value analysis-Problems in lack of product planning-Process planning and routing-Pre requisite information needed for process planning- Steps in process planning-Quantity determination in batch production-Machine capacity, balancing- Analysis of process capabilities in a multi product system.

UNITIV PRODUCTION SCHEDULING 9

Production Control Systems-Loading and scheduling-Master Scheduling-Scheduling rules-Gantt charts-Perpetual loading-Basic scheduling problems - Line of balance – Flow production scheduling- Batch production scheduling-Product sequencing – Production Control systems-Periodic batch control-Material requirement planning kanban – Dispatching-Progress reporting and expediting- Manufacturing lead time-Techniques for aligning completion times and due dates.

UNIT V INVENTORY CONTROL AND RECENT TRENDS IN PPC 9

Inventory control-Purpose of holding stock-Effect of demand on inventories-Ordering procedures. Two bin system - Ordering cycle system-Determination of Economic order quantity and economic lot size- ABC analysis - Recorder procedure-Introduction to computer integrated production planning systems- elements of JUST IN TIME SYSTEMS-Fundamentals of MRP II and ERP.

TOTAL : 45 PERIODS

COURSE OUTCOMES:

Upon completion of this course,

- CO1:The students can able to prepare production planning and control act work study,
- CO2:The students can able to prepare product planning,
- CO3:The students can able to prepare production scheduling,
- CO4:The students can able to prepare Inventory Control.
- CO5:They can plan manufacturing requirements manufacturing requirement Planning (MRP II) and Enterprise Resource Planning (ERP).

TEXT BOOKS:

1. James. B. Dilworth, "Operations management – Design, Planning and Control for manufacturing and services" Mcgraw Hill International edition 1992.
2. Martand Telsang, "Industrial Engineering and Production Management", First edition, S. Chand and Company, 2000.

REFERENCES

1. Chary. S.N., "Theory and Problems in Production & Operations Management", Tata McGraw Hill, 1995.
2. Elwood S.Buffa, and Rakesh K.Sarin, "Modern Production / Operations Management", 8th Edition John Wiley and Sons, 2000
3. Jain. K.C. & Aggarwal. L.N., "Production Planning Control and Industrial Management", Khanna Publishers, 1990

4. Kanishka Bedi, "Production and Operations management", 2nd Edition, Oxford university press, 2007.
5. Melynk, Denzler, " Operations management – A value driven approach" Irwin Mcgraw hill.
6. Norman Gaither, G. Frazier, "Operations Management" 9th Edition, Thomson learning IE, 2007
7. Samson Eilon, "Elements of Production Planning and Control", Universal Book Corpn.1984
8. Upendra Kachru, " Production and Operations Management – Text and cases" 1st Edition, Excel books 2007

CO's-PO's & PSO's MAPPING

CO's	PO's												PSO's		
	1	2	3	4	5	6	7	8	9	10	11	12	1	2	3
1	3	3			3		1					1	3		
2	3	2			3									2	
3		2			3									2	
4		2	2												
5	3	3	2											1	
AVg.	3	2.6	2		3		1					1	3	1.8	

1 - low, 2 - medium, 3 - high, '-' - no correlation

OIE353

OPERATIONS MANAGEMENT

L T P C

3 0 0 3

COURSE OBJECTIVE:

- Recognize and appreciate the concept of Production and Operations Management in creating and enhancing a firm's competitive advantages.
- Describe the concept and contribution of various constituents of Production and Operations Management (both manufacturing and service).
- Relate the interdependence of the operations function with the other key functional areas of a firm.
- Teach analytical skills and problem-solving tools to the analysis of the operations problems.
- Apply scheduling and Lean Concepts for improving System Performance.

UNIT I INTRODUCTION TO OPERATIONS MANAGEMENT

9

Operations Management – Nature, Importance, historical development, transformation processes, differences between services and goods, a system perspective, functions, challenges, current priorities, recent trends; Operations Strategy – Strategic fit, framework; Supply Chain Management

UNIT II FORECASTING, CAPACITY AND FACILITY DESIGN

9

Demand Forecasting - Need, Types, COURSE OBJECTIVES and Steps. Overview of Qualitative and Quantitative methods. Capacity Planning - Long range, Types, Developing capacity alternatives. Overview of sales and operations planning. Overview of MRP, MRP II and ERP. Facility Location – Theories, Steps in Selection, Location Models. Facility Layout – Principles, Types, Planning tools and techniques.

UNIT III DESIGN OF PRODUCT, PROCESS AND WORK SYSTEMS

9

Product Design – Influencing factors, Approaches, Legal, Ethical and Environmental issues. Process – Planning, Selection, Strategy, Major Decisions. Work Study – COURSE OBJECTIVES, Procedure. Method Study and Motion Study. Work Measurement and Productivity – Measuring Productivity and Methods to improve productivity.

UNIT IV MATERIALS MANAGEMENT

9

Materials Management – COURSE OBJECTIVES, Planning, Budgeting and Control. Purchasing – COURSE OBJECTIVES, Functions, Policies, Vendor rating and Value Analysis. Stores Management – Nature, Layout, Classification and Coding. Inventory – COURSE OBJECTIVES, Costs and control techniques. Overview of JIT.

UNIT V SCHEDULING AND PROJECT MANAGEMENT

9

Project Management – Scheduling Techniques, PERT, CPM; Scheduling - work centers – nature, importance; Priority rules and techniques, shopfloor control; Flow shop scheduling – Johnson’s Algorithm – Gantt charts; personnel scheduling in services.

TOTAL: 45 PERIODS**COURSE OUTCOMES:**

- CO1:** The students will appreciate the role of Production and Operations management in enabling and enhancing a firm’s competitive advantages in the dynamic business environment.
- CO2:** The students will obtain sufficient knowledge and skills to forecast demand for Production and Service Systems.
- CO3:** The students will be able to Formulate and Assess Aggregate Planning strategies and Material Requirement Plan.
- CO4:** The students will be able to develop analytical skills to calculate capacity requirements and developing capacity alternatives.
- CO5:** The students will be able to apply scheduling and Lean Concepts for improving System Performance.

CO’s- PO’s & PSO’s MAPPING

CO’s	PO’s												PSO’s		
	1	2	3	4	5	6	7	8	9	10	11	12	1	2	3
1	3											2			
2		3	3											3	3
3		2	3	3									2	3	
4		3	3	3									2	3	
5			3	2											
AVg.	3	2.6	3	2.6								2	2	3	3

1 - low, 2 - medium, 3 - high, '-' - no correlation

TEXT BOOKS

- Richard B. Chase, Ravi Shankar, F. Robert Jacobs, Nicholas J. Aquilano, Operations and Supply Management, Tata McGraw Hill, 12th Edition, 2010.
- Norman Gaither and Gregory Frazier, Operations Management, South Western Cengage Learning, 2002.

REFERENCES

- William J Stevenson, Operations Management, Tata McGraw Hill, 9th Edition, 2009.
- Russel and Taylor, Operations Management, Wiley, Fifth Edition, 2006.
- Kanishka Bedi, Production and Operations Management, Oxford University Press, 2004.
- Chary S. N, Production and Operations Management, Tata McGraw Hill, Third Edition, 2008.
- Aswathappa K and Shridhara Bhat K, Production and Operations Management, Himalaya Publishing House, Revised Second Edition, 2008.
- Mahadevan B, Operations Management Theory and practice, Pearson Education, 2007.

7. Pannerselvam R, Production and Operations Management, Prentice Hall India, Second Edition, 2008.

OSF352

INDUSTRIAL HYGIENE

L T P C
3 0 0 3

COURSE OBJECTIVES:

- Demonstrate an understanding of how occupational hygiene standards are set and used in work health and safety.
- Compare and contrast the roles of environmental and biological monitoring in work health and safety
- Outline strategies for identifying, assessing and controlling risks associated with airborne gases, vapours and particulates
- Discuss how personal protective equipment can be used to reduce risks associated with workplace exposures
- Provide high-level advice on managing and controlling noise and noise-related hazards

UNIT I INTRODUCTION AND SCOPE 9

Occupational Health and Environmental Safety Management - Principles practices. Comm on Occupational diseases: Occupational Health Management Services at the work place. Pre-employment, periodic medical examination of workers, medical surveillance for control of occupational diseases and health records.

UNIT II MONITORING FOR SAFETY, HEALTH & ENVIRONMENT 9

Occupational Health and Environment Safety Management System, ILO and EPA Standards Industrial Hygiene: Definition of Industrial Hygiene, Industrial Hygiene: Control Methods, Substitution, Changing the process, Local Exhaust Ventilation, Isolation, Wet method, Personal hygiene, housekeeping and maintenance, waste disposal, special control measures.

UNIT III OCCUPATIONAL HEALTH AND ENVIRONMENTAL SAFETY EDUCATION 9

Element of training cycle, Assessment of needs. Techniques of training, design and development of training programs. Training methods and strategies types of training. Evaluation and review of training programs. Occupational Health Hazards, Promoting Safety, Safety and Health training, Stress and Safety, Exposure Limit .

UNIT IV OCCUPATIONAL SAFETY, HEALTH AND ENVIRONMENT MANAGEMENT 9

Bureau of Indian standards on safety and health 14489 - 1998 and 15001 – 2000, OSHA, Process Safety Management (PSM) as per OSHA, PSM principles, OHSAS – 18001, EPA Standards, Performance measurements to determine effectiveness of PSM. Importance of Industrial safety, role of safety department,

UNIT-V INDUSTRIAL HAZARDS 9

i. Radiation: Types and effects of radiation on human body, Measurement and detection of radiation intensity. Effects of radiation on human body, Measurement – disposal of radioactive waste, Control of radiation ii. Noise and Vibration: Sources, and its control, Effects of noise on the auditory system and health, Measurement of noise , Different air pollutants in industries, Effect of different gases and particulate matter ,acid fumes ,smoke, fog on human health, Vibration: effects.

TOTAL PERIODS: 45

COURSE OUTCOMES:

Students able to

CO1: Explain and apply human factors engineering concepts in both evaluation of existing systems and design of new systems

CO2: Specify designs that avoid occupation related injuries

CO3: Define and apply the principles of work design, motion economy, and work environment design.

CO4: Identify the basic human sensory, cognitive, and physical capabilities and limitations with respect to human-machine system performance.

CO5: Acknowledge the impact of workplace design and environment on productivity

TEXT BOOKS:

1. R. K. Jain and Sunil S. Rao , Industrial Safety , Health and Environment Management Systems, Khanna publishers, New Delhi (2006)

2. Slote. L, Handbook of Occupational Safety and Health, John Willey and Sons, New York .

REFERENCES:

1. Jeanne MagerStellman, Encyclopedia of Occupational Health and Safety (ILO) Ms. Irma Jourdan publication

2. Frank P Lees - Loss of prevention in Process Industries, Vol. 1 and 2,

3. ButterworthHeinemann Ltd., London (1991). 2. Industrial Safety - National Safety Council of India

4. Frank P Lees – Loss of prevention in Process Industries , Vol. 1 and 2, Butterworth- Heinemann Ltd., London

5. R. K. Jain and Sunil S. Rao, Industrial Safety , Health and Environment Management Systems, Khanna publishers, New Delhi (2006).

CO's- PO's & PSO's MAPPING

CO's	PO's												PSO's		
	1	2	3	4	5	6	7	8	9	10	11	12	1	2	3
1	2		2		2	-	-	-	-	-	2	-	-	-	-
2	-		2		-	-	1	-	-	-	1	-	-	-	-
3	-		-		2	-	-	-	-	-	2	-	-	-	-
4	-		-		-	-	-	-	2	-	3	-	-	-	-
5	-		-		-	-	-	1	-	-	-	-	-	-	-
AVg.	2	-	2	-	-	-	1	1	2	-	2	-	-	-	-

1 - low, 2 - medium, 3 - high, '-' - no correlation

OSF353

CHEMICAL PROCESS SAFETY

L T P C

3 0 0 3

COURSE OBJECTIVES

- Teach the principles of safety applicable to the design, and operation of chemical process plants.
- Ensure that potential hazards are identified and mitigation measures are in place to prevent unwanted release of energy.
- Learn about the hazardous chemicals into locations that could expose employees and others to serious harm.

- Focuses on preventing incidents and accidents during large scale manufacturing of chemicals and pharmaceuticals.
- Ensure that the general design of the plant is capable of complying with the dose limits in force and with the radioactive releases.

UNIT I SAFETY IN THE STORAGE AND HANDLING OF CHEMICALS AND GASES 9

Types of storage-general considerations for storage layouts- atmospheric venting, pressure and temperature relief - relief valve sizing calculations - storage and handling of hazardous chemicals and industrial gases, safe disposal methods, reaction with other chemicals, hazards during transportation - pipe line transport - safety in chemical laboratories.

UNIT II CHEMICAL REACTION HAZARDS 9

Hazardous inorganic and organic reactions and processes, Reactivity as a process hazard, Detonations, Deflagrations, and Runaways, Assessment and Testing strategies, Self - heating hazards of solids, Explosive potential of chemicals, Structural groups and instability of chemicals, Thermochemical screening,

UNIT III SAFETY IN THE DESIGN OF CHEMICAL PROCESS PLANTS 9

Design principles -Process design development -types of designs, feasibility survey, preliminary design, Flow diagrams, piping and instrumentation diagram, batch versus continuous operation, factors in equipment scale up and design, equipment specifications - reliability and safety in designing - inherent safety - engineered safety - safety during startup and shutdown - non destructive testing methods - pressure and leak testing - emergency safety devices - scrubbers and flares- new concepts in safety design and operation- Pressure vessel testing standards- Inspection techniques for boilers and reaction vessels.

UNIT IV SAFETY IN THE OPERATION OF CHEMICAL PROCESS PLANTS 9

Properties of chemicals - Material Safety Data Sheets - the various properties and formats used - methods available for property determination. Operational activities and hazards -standards operating procedures - safe operation of pumps, compressors, heaters, column, reactors, pressure vessels, storage vessels, piping systems - effects of pressure, temperature, Flow rate and humidity on operations - corrosion and control measures- condition monitoring - control valves - safety valves - pressure reducing valves, drains, bypass valves, inert gases. Chemical splashes, eye irrigation and automatic showers.

UNIT V SAFETY AND ANALYSIS 9

Safety vs reliability- quantification of basic events, system safety quantification, Human error analysis, Accident investigation and analysis, OSHAS 18001 and OSHMS.

TOTAL: 45 PERIODS

COURSE OUTCOMES:

Students able to

- CO1** Differentiate between inherent safety and engineered safety and recognize the importance of safety in the design of chemical process plants.
- CO2** Develop thorough knowledge about safety in the operation of chemical plants.
- CO3** Apply the principles of safety in the storage and handling of gases.
- CO4** Identify the conditions that lead to reaction hazards and adopt measures to prevent them.
- CO5** Develop thorough knowledge about

TEXT BOOK

- 1 David A Crowl & Joseph F Louvar, "Chemical Process safety", Pearson publication, 3rd Edition, 2014
- 2 Maurice Jones .A, "Fire Protection Systems, 2nd edition, Jones & Bartlett Publishers, 2015

REFERENCES:

1. Ralph King and Ron Hirst, "King's safety in the process industries", Arnold, London, 1998.
2. Industrial Environment and its Evolution and Control, NIOSH Publication, 1973.
3. National Safety Council, "Accident prevention manual for industrial operations". Chicago, 1982.
4. Lewis, Richard. J., Sr, "Sax's dangerous properties of materials". (Ninth edition). Van Nostrand Reinhold, New York, 1996.
5. Roy E Sanders, "Chemical Process Safety", 3rd Edition, Gulf professional publishing, 2006

CO's- PO's & PSO's MAPPING

CO's	PO's												PSO's		
	1	2	3	4	5	6	7	8	9	10	11	12	1	2	3
1	2	3	-	-	-	1	-	-	1	-	-	-	2	-	-
2	-			2	-	-	-	-	1	-	-	-	-	2	-
3	-	3		1	-	-	-	2	-	-	1	-	-	-	-
4	-	2	-		-	1	-	-	1	-		-	-	-	2
5	-	2	3		-	-	-	1	-	-	1	-	-	-	-
AVg.	2	2.5	3	1.5	-	1	-	1.5	1	-	1		2	2	2

1 - low, 2 - medium, 3 - high, '-' - no correlation

OML352

ELECTRICAL, ELECTRONIC AND MAGNETIC MATERIALS

L T P C

3 0 0 3

COURSE OBJECTIVES:

The main learning objective of this course is to prepare the students for:

- Understanding the importance of various materials used in electrical, electronics and magnetic applications
- Acquiring knowledge on the properties of electrical, electronics and magnetic materials.
- Gaining knowledge on the selection of suitable materials for the given application
- Knowing the fundamental concepts in Semiconducting materials
- Getting equipped with the materials used in optical and optoelectronic applications.

UNIT I DIELECTRIC MATERIALS

9

Dielectric as Electric Field Medium, leakage currents, dielectric loss, dielectric strength, breakdown voltage, breakdown in solid dielectrics, flashover, liquid dielectrics, electric conductivity in solid, liquid and gaseous dielectrics, Ferromagnetic materials, properties of ferromagnetic materials in static fields, spontaneous, polarization, curie point, anti-ferromagnetic materials, piezoelectric materials, pyroelectric materials.

UNIT II MAGNETIC MATERIALS

9

Classification of magnetic materials, spontaneous magnetization in ferromagnetic materials, magnetic Anisotropy, Magnetostriction, diamagnetism, magnetically soft and hard materials, special purpose materials, feebly magnetic materials, Ferrites, cast and cermet permanent magnets, ageing of magnets. Factors effecting permeability and Hysteresis

UNIT III SEMICONDUCTOR MATERIALS 9

Properties of semiconductors, Silicon wafers, integration techniques, Large and very large scale Integration techniques. Concept of superconductivity; theories and examples for high temperature superconductivity; discussion on specific superconducting materials; comments on fabrication and engineering applications.

UNIT IV MATERIALS FOR ELECTRICAL APPLICATIONS 9

Materials used for Resistors, rheostats, heaters, transmission line structures, stranded conductors, bimetals fuses, soft and hard solders, electric contact materials, electric carbon materials, thermocouple materials. Solid, Liquid and Gaseous insulating materials, Effect of moisture on insulation.

UNIT V OPTICAL AND OPTOELECTRONIC MATERIALS 9

Principles of photoconductivity - effect of impurities - principles of luminescence-laser principles - He-Ne, injection lasers, LED materials - binary, ternary photoelectronic materials - LCD materials - photo detectors - applications of optoelectronic materials - optical fibres and materials - electro optic modulators - Kerr effect - Pockels effect.

TOTAL: 45 PERIODS

COURSE OUTCOMES:

After completion of this course, the students will be able to

- CO1:** Understand various types of dielectric materials, their properties in various conditions.
- CO2:** Evaluate magnetic materials and their behavior.
- CO3:** Evaluate semiconductor materials and technologies.
- CO4:** Select suitable materials for electrical engineering applications.
- CO5:** Identify right material for optical and optoelectronic applications

TEXT BOOKS:

1. Pradeep Fulay, "Electronic, Magnetic and Optical materials", CRC Press, Taylor and Francis, 2nd illustrated edition, 2017.
2. "R K Rajput", "A course in Electrical Engineering Materials", Laxmi Publications, 2009.

REFERENCE BOOKS:

1. T K Basak, "A course in Electrical Engineering Materials", New Age Science Publications, 2009
2. TTTI Madras, "Electrical Engineering Materials", McGraw Hill Education, 2004.
3. Adrianus J. Dekker, "Electrical Engineering Materials", PHI Publication, 2006.
4. S. P. Seth, P. V. Gupta "A course in Electrical Engineering Materials", Dhanpat Rai & Sons, 2011.
5. C. Kittel, "Introduction to Solid State Physics", 7th Edition, John Wiley & Sons, Singapore, (2006).

CO's-PO's & PSO's MAPPING

	PO1	PO2	PO3	PO4	PO5	PO6	PO7	PO8	PO9	PO10	PO11	PO12	PSO1	PSO2	PSO3
C01	3	2	2	3								2	2	2	1
C02	3	1	2	2								2	2	2	1
C03	3	2	1	2								2	2	2	1
CO4	3	2	1	2								2	2	2	2
CO5	3	2	2	2								2	2	2	1

Avg	3	1.8	1.6	2.2							2	2	2	1.2
-----	---	-----	-----	-----	--	--	--	--	--	--	---	---	---	-----

1 - low, 2 - medium, 3 - high, '-' - no correlation

OML353

NANOMATERIALS AND APPLICATIONS

L T P C

3 0 0 3

COURSE OBJECTIVES:

The main learning objective of this course is to prepare the students for:

- Understanding the evolution of nanomaterials in the scientific era and make them to understand different types of nanomaterials for the future engineering applications
- Gaining knowledge on dimensionality effects on different properties of nanomaterials
- Getting acquainted with the different processing techniques employed for fabricating nanomaterials
- Having knowledge on the different characterisation techniques employed to characterise the nanomaterials
- Acquiring knowledge on different applications of nanomaterials in different disciplines of engineering.

UNIT I NANOMATERIALS 9

Introduction, Classification: 0D, 1D, 2D, 3D nanomaterials and nano-composites, their mechanical, electrical, optical, magnetic properties; Nanomaterials versus bulk materials.

UNIT II THERMODYNAMICS & KINETICS OF NANOSTRUCTURED MATERIALS 9

Size and interface/interphase effects, interfacial thermodynamics, phase diagrams, diffusivity, grain growth, and thermal stability of nanomaterials.

UNIT III PROCESSING 9

Bottom-up and top-down approaches for the synthesis of nanomaterials, mechanical alloying, chemical routes, severe plastic deformation, and electrical wire explosion technique.

UNIT IV STRUCTURAL CHARACTERISTICS 9

Principles of emerging nanoscale X-ray techniques such as small angle X-ray scattering and X-ray absorption fine structure (XAFS), electron and neutron diffraction techniques and their application to nanomaterials; SPM, Nanoindentation, Grain size, phase formation, texture, stress analysis

UNIT V APPLICATIONS 9

Applications of nanoparticles, quantum dots, nanotubes, nanowires, nanocoatings; applications in electronic, electrical and medical industries

TOTAL: 45 PERIODS

COURSE OUTCOMES:

After completion of this course, the students will be able to

CO1:Evaluate nanomaterials and understand the different types of nanomaterials

CO2:Recognise the effects of dimensionality of materials on the properties

CO3:Process different nanomaterials and use them in engineering applications

CO4:Use appropriate techniques for characterising nanomaterials

CO5:Identify and use different nanomaterials for applications in different engineering fields.

TEXT BOOKS:

1. Bhusan, Bharat (Ed), "Springer Handbook of Nanotechnology", 2nd edition, 2007.
2. Carl C. Koch (ed.), NANOSTRUCTURED MATERIALS, Processing, Properties and Potential Applications, NOYES PUBLICATIONS, Norwich, New York, U.S.A.

REFERENCES:

1. Poole C.P, and Owens F.J., Introduction to Nanotechnology, John Wiley 2003
2. Nalwa H.S., Encyclopedia of Nanoscience and Nanotechnology, American Scientific Publishers 2004
3. Zehetbauer M.J. and Zhu Y.T., Bulk Nanostructured Materials, Wiley 2008
4. Wang Z.L., Characterization of Nanophase Materials, Wiley 2000
5. Gutkin Y., Ovid'ko I.A. and Gutkin M., Plastic Deformation in Nanocrystalline Materials, Springer 2004

CO's-PO's & PSO's MAPPING

	PO1	PO2	PO3	PO4	PO5	PO6	PO7	PO8	PO9	PO 10	PO 11	PO 12	PSO 1	PSO 2	PSO 3
C01	2	2	2	3								2	1	2	
C02	3	1	2	2								2	2	2	1
C03	3	2	1	2								2	2	2	
CO4	3	1		2								2	2	2	2
CO5	3	2	2	2								2	2	2	1
Avg	2.8	1.6	1.7	2.2								2	1.8	2	1.3

1 - low, 2 - medium, 3 - high, '-' - no correlation

OMR352**HYDRAULICS AND PNEUMATICS**

L T P C
3 0 0 3

COURSE OBJECTIVES:

- To knowledge on fluid power principles and working of hydraulic pumps
- To obtain the knowledge in hydraulic actuators and control components
- To understand the basics in hydraulic circuits and systems
- To obtain the knowledge in pneumatic and electro pneumatic systems
- To apply the concepts to solve the trouble shooting

UNIT I FLUID POWER PRINCIPLES AND HYDRAULIC PUMPS**9**

Introduction to Fluid power – Advantages and Applications – Fluid power systems – Types of fluids - Properties of fluids and selection – Basics of Hydraulics – Pascal's Law – Principles of flow - Friction loss – Work, Power and Torque Problems, Sources of Hydraulic power : Pumping Theory – Pump Classification – Construction, Working, Design, Advantages, Disadvantages, Performance, Selection criteria of Linear and Rotary – Fixed and Variable displacement pumps – Problems.

UNIT II HYDRAULIC ACTUATORS AND CONTROL COMPONENTS**9**

Hydraulic Actuators: Cylinders – Types and construction, Application, Hydraulic cushioning – Hydraulic motors - Control Components : Direction Control, Flow control and pressure control valves – Types, Construction and Operation – Servo and Proportional valves – Applications –

Accessories : Reservoirs, Pressure Switches – Applications – Fluid Power ANSI Symbols – Problems.

UNIT III HYDRAULIC CIRCUITS AND SYSTEMS 9

Accumulators, Intensifiers, Industrial hydraulic circuits – Regenerative, Pump Unloading, Double Pump, Pressure Intensifier, Air-over oil, Sequence, Reciprocation, Synchronization, Fail-Safe, Speed Control, Hydrostatic transmission, Electro hydraulic circuits, Mechanical hydraulic servo systems.

UNIT IV PNEUMATIC AND ELECTRO PNEUMATIC SYSTEMS 9

Properties of air – Perfect Gas Laws – Compressor – Filters, Regulator, Lubricator, Muffler, Air control Valves, Quick Exhaust Valves, Pneumatic actuators, Design of Pneumatic circuit – Cascade method – Electro Pneumatic System – Elements – Ladder diagram – Problems, Introduction to fluidics and pneumatic logic circuits

UNIT V TROUBLE SHOOTING AND APPLICATIONS 9

Installation, Selection, Maintenance, Trouble Shooting and Remedies in Hydraulic and Pneumatic systems, Design of hydraulic circuits for Drilling, Planning, Shaping, Surface grinding, Press and Forklift applications. Design of Pneumatic circuits for Pick and Place applications and tool handling in CNC Machine tools – Low cost Automation – Hydraulic and Pneumatic power packs.

TOTAL: 45 PERIODS

COURSE OUTCOMES

Upon successful completion of the course, students should be able to:

- CO 1: Analyze the methods in fluid power principles and working of hydraulic pumps
- CO 2: Recognize the concepts in hydraulic actuators and control components
- CO 3: Obtain the knowledge in basics of hydraulic circuits and systems
- CO 4: Know about the basics concept in pneumatic and electro pneumatic systems
- CO 5: Apply the concepts to solve the trouble shooting hydraulic and pneumatics

CO's-PO's & PSO's MAPPING															
COs/POs & PSOs	POs												PSOs		
	1	2	3	4	5	6	7	8	9	10	11	12	1	2	3
CO1	3	2	1		2	2						1	2	2	1
CO2	3	2	1		2	2						1	2	2	1
CO3	3	2	1		2	2						1	2	2	1
CO4	3	2	1		2	2						1	2	2	1
CO5	3	2	1		2	2						1	2	2	1
CO/PO & PSO Average	3	2	1		2	2						1	2	2	1
1 - low, 2 - medium, 3 - high, '-' - no correlation															

TEXT BOOKS

1. Anthony Esposito, "Fluid Power with Applications", Prentice Hall, 2009.
2. James A. Sullivan, "Fluid Power Theory and Applications", Fourth Edition, Prentice Hall, 1997.

REFERENCES

1. Shanmugasundaram.K, "Hydraulic and Pneumatic Controls". Chand & Co, 2006.
2. Majumdar, S.R., "Oil Hydraulics Systems – Principles and Maintenance", Tata McG Raw Hill, 2001.
3. Majumdar, S.R., "Pneumatic Systems – Principles and Maintenance", Tata McGRaw Hill, 2007.

4. Dudley, A. Pease and John J Pippenger, "Basic Fluid Power", Prentice Hall, 1987
5. Srinivasan. R, "Hydraulic and Pneumatic Controls", Vijay Nicole Imprints, 2008
6. Joshi.P, "Pneumatic Control", Wiley India, 2008.
7. Jagadeesha T, "Pneumatics Concepts, Design and Applications ", Universities Press, 2015.

OMR353

SENSORS

L T P C

3 0 0 3

COURSE OBJECTIVES:

- To learn the various types of sensors, transducers, sensor output signal types, calibration techniques, formulation of system equation and its characteristics.
- To understand basic working principle, construction, Application and characteristics of displacement, speed and ranging sensors.
- To understand and analyze the working principle, construction, application and characteristics of force, magnetic and heading sensors.
- To learn and analyze the working principle, construction, application and characteristics of optical, pressure, temperature and other sensors.
- To familiarize students with different signal conditioning circuits design and data acquisition system.

UNIT I SENSOR CLASSIFICATION, CHARACTERISTICS AND SIGNAL TYPES 9

Basics of Measurement – Classification of Errors – Error Analysis – Static and Dynamic Characteristics of Transducers – Performance Measures of Sensors – Classification of Sensors – Sensor Calibration Techniques – Sensor Outputs - Signal Types - Analog and Digital Signals, PWM and PPM.

UNIT II DISPLACEMENT, PROXIMITY AND RANGING SENSORS 9

Displacement Sensors – Brush Encoders - Potentiometers, Resolver, Encoders – Optical, Magnetic, Inductive, Capacitive, LVDT – RVDT – Synchro – Microsyn, Accelerometer – Range Sensors - Ultrasonic Ranging - Reflective Beacons - Laser Range Sensor (LIDAR) – GPS - RF Beacons.

UNIT III FORCE, MAGNETIC AND HEADING SENSORS 9

Strain Gage – Types, Working, Advantage, Limitation, and Applications: Load Measurement – Force and Torque Measurement - Magnetic Sensors – Types, Principle, Advantage, Limitation, and Applications - Magneto Resistive – Hall Effect, Eddy Current Sensor - Heading Sensors – Compass, Gyroscope and Inclinometers.

UNIT IV OPTICAL, PRESSURE, TEMPERATURE AND OTHER SENSORS 9

Photo Conductive Cell, Photo Voltaic, Photo Resistive, LDR – Fiber Optic Sensors – Pressure – Diaphragm – Bellows - Piezoelectric - Piezo-resistive - Acoustic, Temperature – IC, Thermistor, RTD, Thermocouple – Non Contact Sensor - Chemical Sensors - MEMS Sensors - Smart Sensors.

UNIT V SIGNAL CONDITIONING 9

Need for Signal Conditioning – Resistive, Inductive and Capacitive Bridges for Measurement - DC and AC Signal Conditioning - Voltage, Current, Power and Instrumentation Amplifiers – Filter and Isolation Circuits – Fundamentals of Data Acquisition System

TOTAL: 45 PERIODS

COURSE OUTCOMES

Upon successful completion of the course, students should be able to:

CO1: Understand various sensor effects, sensor characteristics, signal types, calibration methods and obtain transfer function and empirical relation of sensors. They can also analyze the sensor response.

CO2: Analyze and select suitable sensor for displacement, proximity and range measurement.

CO3: Analyze and select suitable sensor for force, magnetic field, speed, position and direction measurement.

CO4: Analyze and Select suitable sensor for light detection, pressure and temperature measurement and also familiar with other miniaturized smart sensors.

CO5: Select and design suitable signal conditioning circuit with proper compensation and linearizing element based on sensor output signal.

CO's-PO's & PSO's MAPPING																
COs/POs & PSOs	POs												PSOs			
	1	2	3	4	5	6	7	8	9	10	11	12	1	2	3	
CO1	3	3	2									1	2	3	2	1
CO2	3	3	2	1	1	1						1	2	3	2	1
CO3	3	3	2	1	1	1						1	2	3	2	1
CO4	3	3	2	1	1	1						1	2	3	2	1
CO5	3	3	2	1	1	1						1	2	3	2	1
CO/PO & PSO Average	3	3	2	0.8	0.8	0.8						0.8	2	3	2	1

1 - low, 2 - medium, 3 - high, '-' - no correlation

TEXT BOOKS

1. Bolton W., "Mechatronics", Pearson Education, 6th Edition, 2015.
2. Ramesh S Gaonkar, "Microprocessor Architecture, Programming, and Applications with the 8085", Penram International Publishing Private Limited, 6th Edition, 2013.

REFERENCES

1. Bradley D.A., Dawson D., Buru N.C. and Loader A.J., "Mechatronics", Chapman and Hall, 1993.
2. Davis G. Alciatore and Michael B. Hstand, "Introduction to Mechatronics and Measurement systems", McGraw Hill Education, 2011.
3. Devadas Shetty and Richard A. Kolk, "Mechatronics Systems Design", Cengage Learning, 2010.
4. Nitaigour Premchand Mahalik, "Mechatronics Principles, Concepts and Applications", McGraw Hill Education, 2015.
5. Smaili. A and Mrad. F, "Mechatronics Integrated Technologies for Intelligent Machines", Oxford University Press, 2007.

ORA352

CONCEPTS IN MOBILE ROBOTS

L T P C
3 0 0 3

COURSE OBJECTIVES

- To introduce mobile robotic technology and its types in detail.
- To learn the kinematics of wheeled and legged robot.
- To familiarize the intelligence into the mobile robots using various sensors.
- To acquaint the localization strategies and mapping technique for mobile robot.
- To aware the collaborative mobile robotics in task planning, navigation and intelligence.

UNIT I INTRODUCTION TO MOBILE ROBOTICS 9

Introduction – Locomotion of the Robots – Key Issues on Locomotion – Legged Mobile Robots – Configurations and Stability – Wheeled Mobile Robots – Design Space and Mobility Issues – Unmanned Aerial and Underwater Vehicles

UNIT II KINEMATICS 9

Kinematic Models – Representation of Robot – Forward Kinematics – Wheel and Robot Constraints – Degree of Mobility and Steerability – **Manoeuvrability** – Workspace – Degrees of Freedom – Path and Trajectory Considerations – Motion Controls - Holonomic Robots

UNIT III PERCEPTION 9

Sensor for Mobile Robots – Classification and Performance Characterization – Wheel/Motor Sensors – Heading Sensors - Ground-Based Beacons - Active Ranging - Motion/Speed Sensors – Camera - Visual Appearance based Feature Extraction.

UNIT IV LOCALIZATION 9

Localization Based Navigation Versus Programmed Solutions - Map Representation - Continuous Representations - Decomposition Strategies - Probabilistic Map-Based Localization - Landmark-Based Navigation - Globally Unique Localization - Positioning Beacon Systems - Route-Based Localization - Autonomous Map Building - Simultaneous Localization and Mapping (SLAM).

UNIT V PLANNING, NAVIGATION AND COLLABORATIVE ROBOTS 9

Introduction - Competences for Navigation: Planning and Reacting - Path Planning - Obstacle Avoidance - Navigation Architectures - Control Localization - Techniques for Decomposition - Case Studies – Collaborative Robots – Swarm Robots.

TOTAL: 45 PERIODS

COURSE OUTCOMES:

Upon completion of this course, the students will be able to:

CO1: Evaluate the appropriate mobile robots for the desired application.

CO2: Create the kinematics for given wheeled and legged robot.

CO3: Analyse the sensors for the intelligence of mobile robotics.

CO4: Create the localization strategies and mapping technique for mobile robot.

CO5: Create the collaborative mobile robotics for planning, navigation and intelligence for desired applications.

TEXTBOOK

1. Roland Siegwart and IllahR.Nourbakish, "Introduction to Autonomous Mobile Robots" MIT Press, Cambridge, 2004.

REFERENCES:

1. Dragomir N. Nenchev, Atsushi Konno, Teppei Tsujita, "Humanoid Robots: Modelling and Control", Butterworth-Heinemann, 2018
2. Mohanta Jagadish Chandra, "Introduction to Mobile Robots Navigation", LAP Lambert Academic Publishing, 2015.
3. Peter Corke, "Robotics, Vision and Control", Springer, 2017.
4. Ulrich Nehmzow, "Mobile Robotics: A Practical Introduction", Springer, 2003.
5. Xiao Qi Chen, Y.Q. Chen and J.G. Chase, "Mobile Robots - State of the Art in Land, Sea, Air, and Collaborative Missions", Intec Press, 2009.
6. Alonzo Kelly, Mobile Robotics: Mathematics, Models, and Methods, Cambridge University Press, 2013, ISBN: 978-1107031159.

COURSE OBJECTIVES:

- To impart knowledge on basics of propulsion system and ship dynamic movements
- To educate them on basic layout and propulsion equipment's
- To impart basic knowledge on performance of the ship
- To impart basic knowledge on Ship propeller and its types
- To impart knowledge on ship rudder and its types

UNIT I BASICS SHIP PROPULSION SYSTEM AND EQUIPMENTS

9

law of floatation - Basics principle of propulsion- Earlier methods of propulsion- ship propulsion machinery- boiler, Marine steam engine, diesel engine, ship power transmission system, ship dynamic structure, Marine propulsion equipment - shaft tunnel, Intermediate shaft and bearing, stern tube, stern tube sealing etc. degree of freedom, Modern propelling methods- water jet propulsion , screw propulsion.

UNIT II SHIPS MOVEMENTS AND SHIP STABILIZATION

9

Thrust augmented devices, Ship hull, modern ship propulsion design, bow thruster – Advantages, various methods to stabilize the ship- passive and active stabilizer, fin stabilizer, bilge keel - stabilizing and securing ship in port- effect of tides on ship – effect of river water and sea water sailing vessel, Load line and load line of marking- draught markings.

UNIT III SHIPS SPEED AND ITS PERFORMANCE

9

Ship propulsion factors, factors affecting ships speed, various velocities of ship, hull drag, effects of fouling on ships hull, ship wake, relation between powers, Fuel consumption of ship, cavitations - effects of cavitation's, ship turning radius.

UNIT IV BASICS OF PROPELLER

9

Propeller dimension, Propeller and its types – fixed propeller, control pitch propeller, kort nozzle, ducted propeller, voith schneider, Parts of propeller, 3 blade - 5 blade - 6 blade propellers and its advantages, propeller boss hub, crown nut, propeller skew, pitch of propeller - Thrust creation by propeller. Propeller Material – Propeller balancing- static and dynamic.

UNIT V BASICS OF RUDDER

9

Rudder dimension, Area of rudder and its design, Rudder arrangements, Rudder fittings- Rudder pintle - Rudder types- Balanced rudder, semi balanced rudder, Spade rudder, merits and demerits of various types of rudders, Propeller and rudder interaction, Rudder stopper, movement of rudders, Basic construction of Rudder

TOTAL: 45 PERIODS**COURSE OUTCOMES:**

Upon successful completion of the course, students should be able to:

CO1: Explain the basics of propulsion system and ship dynamic movements

CO2: Familiarize with various components assisting ship stabilization.

CO3: Demonstrate the performance of the ship.

CO4: Classify the Propeller and its types, Materials etc.

CO5: Categories the Rudder and its types, design criteria of rudder.

TEXT BOOKS:

1. GP. Ghose, "Basic Ship propulsion",2015

2. E.A. Stokoe "Reeds Ship construction for marine engineers", Vol. 5,2010
3. E.A. Stokoe, "Reeds Naval architecture for the marine engineers",4th Edition,2009

REFERENCES BOOKS:

1. DJ Eyers and GJ Bruse, "Ship Construction", 7th Edition, 2006.
2. KJ Rawson and EC Tupper, "Basic Ship theory I" Vol. 1,5th Edition,2001.

CO's-PO's & PSO's MAPPING

C O	PO												PSO			
	PO 1	P O2	P O3	P O4	P O5	P O6	P O7	P O8	P O9	PO 10	PO 11	PO 12	PS O1	PS O2	PS O3	PS O4
1	1	1	1	1	1						1	1		1		1
2	1	1	1											1		1
3	1			1	1				1	1	1		1	1		1
4	1		1	1										1		1
5	1		1	1										1		1
Av g	5/5 =1	2/2 =1	4/4 =1	4/4 =1	2/2 =1				1/1 =1	1/1 =1	2/2 =1	1/1 =1	1/1 =1	5/5 =1		5/5 =1

1 - low, 2 - medium, 3 - high, '-' - no correlation

OMV351

MARINE MERCHANT VESSELS

LT P C

3 0 0 3

COURSE OBJECTIVES:

At the end of the course, students are expected to acquire

- Knowledge on basics of Hydrostatics
- Familiarization on types of merchant ships
- Knowledge on Shipbuilding Materials
- Knowledge on marine propeller and rudder
- Awareness on governing bodies in shipping industry

UNIT I INTRODUCTION TO HYDROSTATICS

9

Archimedes Principle- Laws of floatation– Meta centre – stability of floating and submerged bodies- Density, relative density - Displacement –Pressure –centre of pressure.

UNIT II TYPES OF SHIP

10

General cargo ship - Refrigerated cargo ships - Container ships - Roll-on Roll-off ships – Oil tankers- Bulk carriers - Liquefied Natural Gas carriers - Liquefied Petroleum Gas carriers - Chemical tankers - Passenger ships

UNIT III SHIPBUILDING MATERIALS

9

Types of Steels used in Shipbuilding - High tensile steels, Corrosion resistant steels, Steel sandwich panels, Steel castings, Steel forgings - Other shipbuilding materials, Aluminium alloys, Aluminium alloy sandwich panels, Fire protection especially for Aluminium Alloys, Fiber Reinforced Composites

UNIT IV MARINE PROPELLER AND RUDDER

8

Types of rudder, construction of Rudder-Types of Propeller, Propeller material-Cavitations and its effects on propeller

UNIT V GOVERNING BODIES FOR SHIPPING INDUSTRY**9**

Role of **IMO** (International Maritime Organization), **SOLAS** (International Convention for the Safety of Life at Sea), **MARPOL** (International Convention for the Prevention of Pollution from Ships), **MLC** (Maritime Labour Convention), **STCW 2010** (International Convention on Standards of Training, Certification and Watch keeping for Seafarers), Classification societies Administration authorities

TOTAL: 45 PERIODS**COURSE OUTCOMES:**

Upon completion of this course, students would

CO1: Acquire Knowledge on floatation of ships

CO2: Acquire Knowledge on features of various ships

CO3: Acquire Knowledge of Shipbuilding Materials

CO4: Acquire Knowledge to identify the different types of marine propeller and rudder

CO5: Understand the Roles and responsibilities of governing bodies

TEXT BOOKS:

1. D.J.Eyres, "Ship Constructions", Seventh Edition, Butter Worth Heinemann Publishing, USA, 2015
2. Dr.DA Taylor, "Merchant Ship Naval Architecture" I. Mar EST publications, 2006
3. EA Stokoe, E.A, "Naval Architecture for Marine Engineers", Vol.4, Reeds Publications, 2000

REFERENCES:

1. Kemp & Young "Ship Construction Sketches & Notes", Butter Worth Heinemann Publishing, USA, 2011
2. MARPOL Consolidated Edition, Bhandakar Publications, 2018
3. SOLAS Consolidated Edition, Bhandakar Publications, 2016

OMV352**ELEMENTS OF MARINE ENGINEERING****L T P C****3 0 0 3****COURSE OBJECTIVES:**

At the end of the course, students are expected to

- Understand the role of Marine machinery systems
- Be familiar with Marine propulsion machinery system
- Acquaint with Marine Auxiliary machinery system
- Have acquired basics of Marine Auxiliary boiler system
- Be aware of ship propellers and steering system

UNIT I ELEMENTARY KNOWLEDGE ON MARINE MACHINERY SYSTEMS**9**

Marine Engineering Terminologies, Parts of Ship, Introduction to Machinery systems on board ships – Propulsion Machinery system, Electricity Generator system, Steering gear system, Air compressors & Air reservoirs, Fuel oil and Lubricating Oil Purifiers, Marine Boiler systems

UNIT II MARINE PROPULSION MACHINERY SYSTEM**9**

Two stroke Large Marine slow speed Diesel Engine – General Construction, Basic knowledge of Air starting and reversing mechanism, Cylinder lubrication oil system, Main lubricating oil system and cooling water system

UNIT III MARINE AUXILIARY MACHINERY SYSTEM 9
 Four stroke medium speed Diesel engine – General Construction, Inline, V-type arrangement of engine, Difference between slow speed and medium speed engines – advantages, limitations and applications

UNIT IV MARINE BOILER SYSTEM 9
 Types of Boiler – Difference between Water tube boiler and Fire tube boiler, Need for boiler on board ships, Uses of steam, Advantages of using steam as working medium, Boiler mountings and accessories – importance of mountings, need for accessories

UNIT V SHIP PROPELLERS AND STEERING MECHANISM 9
 Importance of Propellor and Steering gear, Types of propellers - Fixed pitch propellers, Controllable pitch propellers, Water jet propellers, Steering gear systems - 2-Ram and 4 Ram steering gear, Electric steering gear

TOTAL: 45 PERIODS

COURSE OUTCOMES:

At the end of the course, students should able to,

- CO1:**Distinguish the role of various marine machinery systems
- CO2:**Relate the components of marine propulsion machinery system
- CO3:**Explain the importance of marine auxiliary machinery system
- CO4:**Acquire knowledge of marine boiler system
- CO5:**Understand the importance of ship propellers and steering system

TEXT BOOKS:

1. Taylor, "Introduction to Marine engineering", Revised Second Edition, Butterworth Heinemann, London, 2011
2. J.K.Dhar, "Basic Marine Engineering", Tenth Edition, G-Maritime Publications, Mumbai, 2011
3. K.Ramaraj, " Text book on Marine Engineering", Eswar Press, Chennai, 2018

REFERENCES:

1. Alan L.Rowen, "Introduction to Practical Marine Engineering, Volume 1&2, The Institute of Marine Engineers (India), Mumbai, 2006
2. A.S.Tambwekar, "Naval Architecture and Ship Construction", The Institute of Marine Engineers (India), Mumbai, 2015

CRA332	DRONE TECHNOLOGIES	L	T	P	C
		3	0	0	3

COURSE OBJECTIVES:

- To understand the basics of drone concepts
- To learn and understand the fundamentals of design, fabrication and programming of drone
- To impart the knowledge of an flying and operation of drone
- To know about the various applications of drone
- To understand the safety risks and guidelines of fly safely

UNIT I INTRODUCTION TO DRONE TECHNOLOGY 9
 Drone Concept - Vocabulary Terminology- History of drone - Types of current generation of drones based on their method of propulsion- Drone technology impact on the businesses- Drone business through entrepreneurship- Opportunities/applications for entrepreneurship and

employability

UNIT II DRONE DESIGN, FABRICATION AND PROGRAMMING 9

Classifications of the UAV -Overview of the main drone parts- Technical characteristics of the parts -Function of the component parts -Assembling a drone- The energy sources- Level of autonomy- Drones configurations -The methods of programming drone- Download program - Install program on computer- Running Programs- Multi rotor stabilization- Flight modes -Wi-Fi connection.

UNIT III DRONE FLYING AND OPERATION 9

Concept of operation for drone -Flight modes- Operate a small drone in a controlled environment- Drone controls Flight operations –management tool –Sensors-Onboard storage capacity -Removable storage devices- Linked mobile devices and applications

UNIT IV DRONE COMMERCIAL APPLICATIONS 9

Choosing a drone based on the application -Drones in the insurance sector- Drones in delivering mail, parcels and other cargo- Drones in agriculture- Drones in inspection of transmission lines and power distribution -Drones in filming and panoramic picturing

UNIT V FUTURE DRONES AND SAFETY 9

The safety risks- Guidelines to fly safely -Specific aviation regulation and standardization- Drone license- Miniaturization of drones- Increasing autonomy of drones -The use of drones in swarms

TOTAL: 45 PERIODS

COURSE OUTCOMES

Upon successful completion of the course, students should be able to:

CO1: Know about a various type of drone technology, drone fabrication and programming.

CO2: Execute the suitable operating procedures for functioning a drone

CO3: Select appropriate sensors and actuators for Drones

CO4: Develop a drone mechanism for specific applications

CO5: Createthe programs for various drones

CO's-PO's & PSO's MAPPING															
COs/Pos&P SOs	POs												PSOs		
	1	2	3	4	5	6	7	8	9	10	11	12	1	2	3
CO1	1	2	3	1	3	2						1	2	1	3
CO2	1	2	3	1	3	2						1	2	1	3
CO3	1	2	3	1	3	2						1	2	1	3
CO4	1	2	3	1	3	2						1	2	1	3
CO5	1	2	3	1	3	2						1	2	1	3
CO/PO & PSO Average	1	2	3	1	3	2						1	2	1	3
1 - low, 2 - medium, 3 - high, '-' - no correlation															

TEXT BOOKS

1. Daniel Tal and John Altschuld, "Drone Technology in Architecture, Engineering and Construction: A Strategic Guide to Unmanned Aerial Vehicle Operation and Implementation", 2021 John Wiley & Sons, Inc.
2. Terry Kilby and Belinda Kilby, "Make:Getting Started with Drones ",Maker Media, Inc,

REFERENCES

1. John Baichtal, "Building Your Own Drones: A Beginners' Guide to Drones, UAVs, and ROVs", Que Publishing, 2016
2. Završnik, "Drones and Unmanned Aerial Systems: Legal and Social Implications for Security and Surveillance", Springer, 2018.

OGI352**GEOGRAPHICAL INFORMATION SYSTEM****L T P C****3 0 0 3****COURSE OBJECTIVES:**

- To impart the knowledge on basic components, data preparation and implementation of Geographical Information System.

UNIT I FUNDAMENTALS OF GIS**9**

Introduction to GIS - Basic spatial concepts - Coordinate Systems - GIS and Information Systems – Definitions – History of GIS - Components of a GIS – Hardware, Software, Data, People, Methods – Proprietary and open source Software - Types of data – Spatial, Attribute data- types of attributes – scales/ levels of measurements.

UNIT II SPATIAL DATA MODELS**9**

Database Structures – Relational, Object Oriented – Entities – ER diagram - data models - conceptual, logical and physical models - spatial data models – Raster Data Structures – Raster Data Compression - Vector Data Structures - Raster vs Vector Models- TIN and GRID data models.

UNIT III DATA INPUT AND TOPOLOGY**9**

Scanner - Raster Data Input – Raster Data File Formats – Georeferencing – Vector Data Input – Digitizer – Datum Projection and reprojection -Coordinate Transformation – Topology - Adjacency, connectivity and containment – Topological Consistency – Non topological file formats - Attribute Data linking – Linking External Databases – GPS Data Integration

UNIT IV DATA QUALITY AND STANDARDS**9**

Data quality - Basic aspects - completeness, logical consistency, positional accuracy, temporal accuracy, thematic accuracy and lineage – Metadata – GIS Standards –Interoperability - OGC - Spatial Data Infrastructure

UNIT V DATA MANAGEMENT AND OUTPUT**9**

Import/Export – Data Management functions- Raster to Vector and Vector to Raster Conversion - Data Output - Map Compilation – Chart/Graphs – Multimedia – Enterprise Vs. Desktop GIS-distributed GIS.

TOTAL:45 PERIODS**COURSE OUTCOMES:**

On completion of the course, the student is expected to

CO1 Have basic idea about the fundamentals of GIS.

CO2 Understand the types of data models.

CO3 Get knowledge about data input and topology

CO4 Gain knowledge on data quality and standards

CO5 Understand data management functions and data output

TEXTBOOKS:

1. Kang - Tsung Chang, Introduction to Geographic Information Systems, McGraw Hill Publishing, 2nd Edition, 2011.
2. Ian Heywood, Sarah Cornelius, Steve Carver, Srinivasa Raju, "An Introduction Geographical Information Systems, Pearson Education, 2nd Edition,2007.

REFERENCES:

1. Lo. C. P., Albert K.W. Yeung, Concepts and Techniques of Geographic Information Systems, Prentice-Hall India Publishers, 2006

CO's-PO's & PSO's MAPPING: GEOGRAPHICAL INFORMATION SYSTEM

PO	Graduate Attribute	Course Outcome					Average
		CO1	CO2	CO3	CO4	CO5	
PO1	Engineering Knowledge	3	3	3	3	3	3
PO2	Problem Analysis				3	3	3
PO3	Design/Development of Solutions			3	3	3	3
PO4	Conduct Investigations of Complex Problems			3	3	3	3
PO5	Modern Tool Usage		3		3	3	3
PO6	The Engineer and Society						
PO 7	Environment and Sustainability						
PO 8	Ethics						
PO 9	Individual and Team Work						
PO 10	Communication						
PO 11	Project Management and Finance						
PO 12	Life-long Learning						
PSO 1	Knowledge of Geoinformatics discipline	3	3	3	3	3	3
PSO 2	Critical analysis of Geoinformatics Engineering problems and innovations	3	3	3	3	3	3
PSO 3	Conceptualization and evaluation of Design solutions	3	3	3	3	3	3

1 - low, 2 - medium, 3 - high, '-' - no correlation

OAI352

AGRICULTURE ENTREPRENEURSHIP DEVELOPMENT

L T P C

3 0 0 3

COURSE OBJECTIVES

- To introduce the importance of Agri-business management, its characteristics and principles
- To impart knowledge on the functional areas of Agri-business like Marketing management, Product pricing methods and Market potential assessment.

UNIT I ENTREPRENEURIAL ENVIRONMENT IN INDIAN CONTEXT

9

Entrepreneur Development(ED): Concept of entrepreneur and entrepreneurship assessing overall business environment in Indian economy- Entrepreneurial and managerial characteristics-

Entrepreneurship development programmers (EDP)-Generation incubation and commercialization of ideas and innovations- Motivation and entrepreneurship development- Globalization and the emerging business entrepreneurial environment.

UNIT II AGRIPRNEURSHIP IN GLOBAL ARENA: LEGAL PERSPECTIVE 9

Importance of agribusiness in Indian economy - International trade-WTO agreements- Provisions related to agreements in agricultural and food commodities - Agreements on Agriculture (AOA)- Domestic supply, market access, export subsidies agreements on sanitary and phyto-sanitary (SPS) measures, Trade related intellectual property rights (TRIPS).

UNIT III ENTREPRENEURSHIP MANAGEMENT: FINANCIAL PERSPECTIVE 9

Entrepreneurship - Essence of managerial Knowledge -Management functions- Planning-organizing-Directing-Motivation-ordering-leading-supervision- communication and control- Understanding Financial Aspects of Business - Importance of financial statements-liquidity ratios-leverage ratios, coverage ratios-turnover ratios-Profitability ratios. Agro-based industries-Project-Project cycle-Project appraisal and evaluation techniques-undiscounted measures-Payback period-proceeds per rupee of outlay, Discounted measures-Net Present Value (NPV)-Benefit-Cost Ratio(BCR)-Internal Rate of Return(IRR)-Net benefit investment ratio(N/K ratio)-sensitivity analysis.

UNIT IV ENTREPRENEURIAL OPPORTUNITIES: ECONOMIC GROWTH 9
PERSPECTIVE

Managing an enterprise: Importance of planning, budgeting, monitoring evaluation and follow-up managing competition. Role of ED in economic development of a country- Overview of Indian social, political system and their implications for decision making by individual entrepreneurs- Economic system and its implication for decision making by individual entrepreneurs.

UNITV ENTREPRENEURIAL PROMOTION MEASURES AND GOVERNMENT 9
SUPPORT

Social responsibility of business. Morals and ethics in enterprise management- SWOT analysis- Government schemes and incentives for promotions of entrepreneurship. Government policy on small and medium enterprises (SMEs)/SSIs/MSME sectors- Venture capital (VC), contract framing (CF) and Joint Venture (JV), public-private partnerships (PPP) - overview of agricultural engineering industry, characteristics of Indian farm machinery industry.

TOTAL: 45 PERIODS

COURSE OUTCOMES

- CO1:**Judge about agricultural finance, banking and cooperation
- CO2:**Evaluate basic concepts, principles and functions of financial management
- CO3:**Improve the skills on basic banking and insurance schemes available to customers
- CO4:**Analyze various financial data for efficient farm management
- CO5:**Identify the financial institutions

TEXT BOOKS

1. Joseph L. Massie, 1995, "Essentials of Management", prentice Hall of India Pvt limited, New Delhi
2. Khanka S, 1999, Entrepreneurial Development, S, Chand and Co, New Delhi
3. Mohanty S K, 2007, Fundamentals of Entrepreneurship, Prentice Hall India, New Delhi.

REFERENCES

1. Harih S B, Conner U J and Schwab G D, 1981, Management of the Farm Business, Prentice Hall Inc, New Jersey
2. Omri Ralins, N.1980, Introduction to Agricultural: Prentice Hall Inc, New Jersey
3. Gittenger Price, 1989, Economic Analysis of Agricultural project, John Hopkins University, Press, London.
4. Thomas W Zimmer and Norman M Scarborough, 1996, Entrepreneurship, Prentice Hall, New Jersey.
5. Mar J Dollinger, 1999, Entrepreneurship strategies and resources, Prentice –Hall, Upper Saddal Rover, New Jersey.

CO's-PO's & PSO's MAPPING

PO/PSO		CO1	CO2	CO3	CO4	CO5	Overall correlation of COs with POs
PO1	Engineering Knowledge	1	2	1	1	1	2
PO2	Problem Analysis	2	1	1	1	2	1
PO3	Design/ Development of Solutions	1	1	1	2	1	2
PO4	Conduct Investigations of Complex Problems	1	1	2	1	1	1
PO5	Modern Tool Usage	2	1	1	1	1	2
PO6	The Engineer and Society	1	2	1	2	1	1
PO7	Environment and sustainability	1	1	2	1	1	1
PO8	Ethics	1	2	1	1	1	1
PO9	Individual and team work:	1	1	1	2	1	1
PO10	Communication	1	1	1	1	2	1
PO11	Project management and finance	1	1	2	1	1	1
PO12	Life-long learning:	1	2	1	1	1	2
PSO1	To make expertise in design and engineering problem solving approach in agriculture with proper knowledge and skill	1	2	1	1	1	1
PSO2	To enhance students ability to formulate solutions to real-world problems pertaining to sustained agricultural productivity using modern technologies.	1	1	2	1	1	1
PSO3	To inculcate entrepreneurial skills through strong Industry-Institution linkage.	1	2	1	1	2	1

1 - low, 2 - medium, 3 - high, '-' - no correlation

OEN352

BIODIVERSITY CONSERVATION

L T P C

3 0 0 3

COURSE OBJECTIVE:

- The identification of different aspects of biological diversity and conservation techniques.

UNIT I INTRODUCTION 9

Concept of Species, Variation; Introduction to Major Plant Groups; Evolutionary relationships between Plant Groups; Nomenclature and History of plant taxonomy; Systems of Classification and their Application; Study of Plant Groups; Study of Identification Characters; Study of important families of Angiosperms; Plant Diversity Application.

UNIT II INTRODUCTION TO ANIMAL DIVERSITY AND TAXONOMY 9

Principles and Rules of Taxonomy; ICZN Rules, Animal Study Techniques; Concepts of Taxon, Categories, Holotype, Paratype, Topotype etc; Classification of Animal kingdom, Invertebrates, Vertebrates, Evolutionary relationships between Animal Groups.

UNIT III MICROBIAL DIVERSITY 9

Microbes and Earth History, Magnitude, Occurrence and Distribution. Concept of Species, Criteria for Classification, Outline Classification of Microorganisms (Bacteria, Viruses and Protozoa); Criteria for Classification and Identification of Fungi; Chemical and Biochemical Methods of Microbial Diversity Analysis

UNIT IV MEGA DIVERSITY 9

Biodiversity Hot-spots, Floristic and Faunal Regions in India and World; IUCN Red List; Factors affecting Diversity, Impact of Exotic Species and Human Disturbance on Diversity, Dispersal, Diversity-Stability Relationship; Socio- economic Issues of Biodiversity; Sustainable Utilization of Bioresources; National Movements and International Convention/Treaties on Biodiversity.

UNIT V CONSERVATIONS OF BIODIVERSITY 9

In-Situ Conservation- National parks, Wildlife sanctuaries, Biosphere reserves; Ex-situ conservation- Gene bank, Cryopreservation, Tissue culture bank; Long term captive breeding, Botanical gardens, Animal Translocation, Zoological Gardens; Concept of Keystone Species, Endangered Species, Threatened Species, Rare Species, Extinct Species

TOTAL: 45 PERIODS

TEXT BOOKS:

1. A textbook of Botany: Angiosperms- Taxonomy, Anatomy, Economic Botany & Embryology. S. Chand, Limited, Pandey, B. P. January 2001
2. Principles of Systematic Zoology, Mcgraw-Hill College, Ashlock, P.D., Latest Edition.
3. Microbiology, MacGraw Hill Companies Inc, Prescottt, L.M., Harley, J.P., and Klein D.A. (2022).
4. Microbiology, Pearson Publisher, Gerard J. Tortora, Berdell R. Funke, Christine L.Case, 13th Edition 2019

REFERENCES:

1. Ecological Census Technique: A Handbook, Cambridge University Press, Sutherland, W.
2. Encyclopedia of Biodiversity, Academic Press, Simonson Asher Levin.

COURSE OUTCOMES

Upon successful completion of this course, students will:

CO1: An insight into the structure and function of diversity for ecosystem stability.

CO2: Understand the concept of animal diversity and taxonomy

CO3: Understand socio-economic issues pertaining to biodiversity

CO4: An understanding of biodiversity in community resource management.

CO5: Student can apply fundamental knowledge of biodiversity conservation to solve problems associated with infrastructure development.

CO's- PO's & PSO's MAPPING

CO's	PO's												PSO's		
	1	2	3	4	5	6	7	8	9	10	11	12	1	2	3
1		2						2		2			2	2	
2		2		2	2	2							3	2	
3				2		2							3	2	3
4	3	2			2			2	2	2	2		3	2	3
5		2	3	2			1					1		2	
Avg.	3	2	3	2	2	2	1	2	2	2	2	1	3	2	3

1.low, 2-medium, 3-high, '-'- no correlation

Note: The average value of this course to be used for program articulation matrix.

OEE353

INTRODUCTION TO CONTROL SYSTEMS

L T P C
3 0 0 3

COURSE OBJECTIVES

- To impart knowledge on various representations of systems.
- To familiarize time response analysis of LTI systems and steady state error.
- To analyze the frequency responses and stability of the systems
- To analyze the stability of linear systems in frequency domain and time domain
- To develop linear models mainly state variable model and transfer function model

UNIT I MATHEMATICAL MODELS OF PHYSICAL SYSTEMS

9

Definition & classification of system – terminology & structure of feedback control theory – Analogous systems - Physical system representation by Differential equations – Block diagram reduction–Signal flow graphs.

UNIT II TIME RESPONSE ANALYSIS & ROOTLOCUS TECHNIQUE

9

Standard test signals – Steady state error & error constants – Time Response of I and II order system–Root locus–Rules for sketching root loci.

UNIT III FREQUENCY RESPONSE ANALYSIS

9

Correlation between Time & Frequency response – Polar plots – Bode Plots – Determination of Transfer Function from Bode plot.

UNIT IV STABILITY CONCEPTS & ANALYSIS

9

Concept of stability – Necessary condition – RH criterion – Relative stability – Nyquist stability criterion – Stability from Bode plot – Relative stability from Nyquist & Bode – Closed loop frequency response.

UNIT V STATE VARIABLE ANALYSIS

9

Concept of state – State Variable & State Model – State models for linear & continuous time systems–Solution of state & output equation–controllability & observability.

TOTAL : 45 PERIODS

COURSE OUTCOMES:

Ability to

CO1: Design the basic mathematical model of physical System.

CO2: Analyze the time response analysis and techniques.

CO3: Analyze the transfer function from different plots.

CO4: Apply the stability concept in various criterion.

CO5: Assess the state models for linear and continuous Systems.

TEXTBOOKS

1. Farid Golnarghi , Benjamin C. Kuo, Automatic Control Systems Paper back McGraw Hill Education, 2018.
2. Katsuhiko Ogata, 'Modern Control Engineering', Pearson, 5th Edition 2015.
3. J. Nagrath and M. Gopal, Control Systems Engineering (Multi Colour Edition), New Age International, 2018.

REFERENCES

1. Richard C. Dorf and Robert H. Bishop, Modern Control Systems, Pearson Education, 2010.
2. Control System Dynamics" by Robert Clark, Cambridge University Press, 1996 USA.
3. John J. D’Azzo, Constantine H. Houpis and Stuart N. Sheldon, Linear Control System Analysis and Design, 5th Edition, CRC PRESS, 2003.
4. S. Palani, Control System Engineering, McGraw-Hill Education Private Limited, 2009.
5. Yaduvir Singh and S. Janardhanan, Modern Control, Cengage Learning, First Impression 2010.

CO’s-PO’s & PSO’s MAPPING

	PO1	PO2	PO3	PO4	PO5	PO6	PO7	PO8	PO9	PO10	PO11	PO12	PSO1	PSO2	PSO3
CO1	3	3	3	2	2							2	3	3	3
CO2	3	3	2	3	1								3	3	3
CO3	3	3	3	2	2								3	3	3
CO4	3	3	3	2	2							2	3	3	3
CO5	3	3	3	1	1							1	3	3	3
Avg	3	3	3	2	1							1	3	3	3

1 - low, 2 - medium, 3 - high, '-' - no correlation

OEI354

INTRODUCTION TO INDUSTRIAL AUTOMATION SYSTEMS

**LT P C
3 0 03**

COURSE OBJECTIVES:

- To educate on design of signal conditioning circuits for various applications.
- To Introduce signal transmission techniques and their design.
- Study of components used in data acquisition systems interface techniques
- To educate on the components used in distributed control systems
- To introduce the communication buses used in automation industries.

UNIT I INTRODUCTION

9

Automation overview, Requirement of automation systems, Architecture of Industrial Automation system, Introduction of PLC and supervisory control and data acquisition (SCADA). Industrial bus systems : Modbus & Profibus

UNIT II AUTOMATION COMPONENTS

9

Sensors for temperature, pressure, force, displacement, speed, flow, level, humidity and pH measurement. Actuators, process control valves, power electronics devices DIAC, TRIAC, power MOSFET and IGBT. Introduction of DC and AC servo drives for motion control.

UNIT III COMPUTER AIDED MEASUREMENT AND CONTROL SYSTEMS 9

Role of computers in measurement and control, Elements of computer aided measurement and control, man-machine interface, computer aided process control hardware, process related interfaces, Communication and networking, Industrial communication systems, Data transfer techniques, Computer aided process control software, Computer based data acquisition system, Internet of things (IoT) for plant automation.

UNIT IV PROGRAMMABLE LOGIC CONTROLLERS 9

Programmable controllers, Programmable logic controllers, Analog digital input and output modules, PLC programming, Ladder diagram, Sequential flow chart, PLC Communication and networking, PLC selection, PLC Installation, Advantage of using PLC for Industrial automation, Application of PLC to process control industries.

UNIT V DISTRIBUTED CONTROL SYSTEM 9

Overview of DCS, DCS software configuration, DCS communication, DCS Supervisory Computer Tasks, DCS integration with PLC and Computers, Features of DCS, Advantages of DCS.

TOTAL:45 PERIODS

SKILL DEVELOPMENT ACTIVITIES (Group Seminar/Mini Project/Assignment/Content Preparation / Quiz/ Surprise Test / Solving GATE questions/ etc) 5

1. Market survey of the recent PLCs and comparison of their features.
2. Summarize the PLC standards
3. Familiarization of any one programming language (Ladder diagram/ Sequential Function Chart/ Function Block Diagram/ Equivalent open source software)
4. Market survey of Industrial Data Networks.

COURSE OUTCOMES:

Students able to

CO1 Design a signal conditioning circuits for various application (L3).

CO2 Acquire a detail knowledge on data acquisition system interface and DCS system (L2).

CO3 Understand the basics and Importance of communication buses in applied automation Engineering (L2).

CO4 Ability to design PLC Programmes by Applying Timer/Counter and Arithmetic and Logic Instructions Studied for Ladder Logic and Function Block.(L3)

CO5 Able to develop a PLC logic for a specific application on real world problem. (L5)

TEXT BOOKS:

1. S.K.Singh, "Industrial Instrumentation", Tata Mcgraw Hill, 2nd edition companies,2003.
2. C D Johnson, "Process Control Instrumentation Technology", Prentice Hall India,8th Edition, 2006.
3. E.A.Parr, Newnes ,NewDelhi,"Industrial Control Handbook",3rd Edition, 2000.

REFERENCES:

1. John W. Webb and Ronald A. Reis, "Programmable Logic Controllers: Principles and Applications", 5th Edition, Prentice Hall Inc., New Jersey, 2003.
2. Frank D. Petruzella, "Programmable Logic Controllers", 5th Edition, McGraw- Hill, New York, 2016.
3. Krishna Kant, "Computer - Based Industrial Control", 2nd Edition, Prentice Hall, New Delhi, 2011.

4. Gary Dunning, Thomson Delmar, "Programmable Logic Controller", Cengage Learning, 3rd Edition, 2005.

List of Open Source Software/ Learning website:

1. <https://archive.nptel.ac.in/courses/108/105/108105062/>
2. <https://nptel.ac.in/courses/108105063>
3. <https://www.electrical4u.com/industrial-automation/>
4. <https://realpars.com/what-is-industrial-automation/>
5. <https://automationforum.co/what-is-industrial-automation-2/>

CO's- PO's & PSO's MAPPING

CO's	PO's												PSO's		
	1	2	3	4	5	6	7	8	9	10	11	12	1	2	3
CO1	3	2	2	2	1	1	-	1	-	1	-	1	1	-	1
CO2	3	1	1	-	1	-	-	1	-	1	-	-	1	-	1
CO3	3	-	1	-	1	-	-	1	-	1	-	-	1	-	1
CO4	3	3	3	3	1			1		1			1		1
CO5	3	3	3	3	1	1		1		1			1		1
AVg.	3	2.25	2	2.6	1	1	-	1	-	1	-	-	1	-	1

1 - low, 2 - medium, 3 - high, '-' - no correlation

OCH353

ENERGY TECHNOLOGY

L T P C

3 0 0 3

UNIT I INTRODUCTION

8

Units of energy, conversion factors, general classification of energy, world energy resources and energy consumption, Indian energy resources and energy consumption, energy crisis, energy alternatives, Renewable and non-renewable energy sources and their availability. Prospects of Renewable energy sources

UNIT II CONVENTIONAL ENERGY

8

Conventional energy resources, Thermal, hydel and nuclear reactors, thermal, hydel and nuclear power plants, efficiency, merits and demerits of the above power plants, combustion processes, fluidized bed combustion.

UNIT III NON-CONVENTIONAL ENERGY

10

Solar energy, solar thermal systems, flat plate collectors, focusing collectors, solar water heating, solar cooling, solar distillation, solar refrigeration, solar dryers, solar pond, solar thermal power generation, solar energy application in India, energy plantations. Wind energy, types of windmills, types of wind rotors, Darrieus rotor and Gravian rotor, wind electric power generation, wind power in India, economics of wind farm, ocean wave energy conversion, ocean thermal energy conversion, tidal energy conversion, geothermal energy.

UNIT IV BIOMASS ENERGY

10

Biomass energy resources, thermo-chemical and biochemical methods of biomass conversion, combustion, gasification, pyrolysis, biogas production, ethanol, fuel cells, alkaline fuel cell, phosphoric acid fuel cell, molten carbonate fuel cell, solid oxide fuel cell, solid polymer electrolyte

fuel cell, magneto hydrodynamic power generation, energy storage routes like thermal energy storage, chemical, mechanical storage and electrical storage.

UNIT V ENERGY CONSERVATION

9

Energy conservation in chemical process plants, energy audit, energy saving in heat exchangers, distillation columns, dryers, ovens and furnaces and boilers, steam economy in chemical plants, energy conservation.

TOTAL : 45 PERIODS

COURSE OUTCOMES:

On completion of the course, the students will be able to

CO1: Students will be able to describe the fundamentals and main characteristics of renewable energy sources and their differences compared to fossil fuels.

CO2: Students will excel as professionals in the various fields of energy engineering

CO3: Compare different renewable energy technologies and choose the most appropriate based on local conditions.

CO4: Explain the technological basis for harnessing renewable energy sources.

CO5: Identify and critically evaluate current developments and emerging trends within the field of renewable energy technologies and to develop in-depth technical understanding of energy problems at an advanced level.

TEXT BOOKS

1. Rao, S. and Parulekar, B.B., Energy Technology, Khanna Publishers, 2005.
2. Rai, G.D., Non-conventional Energy Sources, Khanna Publishers, New Delhi, 1984.
3. Bansal, N.K., Kleeman, M. and Meliss, M., Renewable Energy Sources and Conversion Technology, Tata McGraw Hill, 1990.
4. Nagpal, G.R., Power Plant Engineering, Khanna Publishers, 2008.

REFERENCES

1. Nejat Vezirog, Alternate Energy Sources, IT, McGraw Hill, New York.
2. El. Wakil, Power Plant Technology, Tata McGraw Hill, New York, 2002.
3. Sukhatme. S.P., Solar Energy - Thermal Collection and Storage, Tata McGraw hill, New Delhi, 1981.

CO's-PO's & PSO's MAPPING

Course Outcomes	Statements	Program Outcomes														
		P O 1	P O 2	P O 3	P O 4	P O 5	P O 6	P O 7	P O 8	P O 9	P O 10	P O 11	P O 12	P O 13	P O 14	PS O2
CO 1	Students will be able to describe the fundamentals and main characteristics of renewable energy sources and their differences compared to fossil fuels.	2	3	2	3	3	-	-	-	1	1	-	3	1	1	3
CO 2	Students will excel as professionals in the	2	3	1	3	3	-	-	-	1	1	-	3	2	1	3

	various fields of energy engineering															
CO 3	Compare different renewable energy technologies and choose the most appropriate based on local conditions.	2	2	2	3	3	1	1	-	1	1	-	3	2	1	3
CO 4	Explain the technological basis for harnessing renewable energy sources.	2	2	1	3	3	1	1	1	1	-	1	3	1	1	3
CO 5	Identify and critically evaluate current developments and emerging trends within the field of renewable energy technologies and to develop in-depth technical understanding of energy problems at an advanced level	2	2	1	3	3	1	1	1	1	-	1	3	2	1	3
OVERALL CO		2	2	1	3	3	2	2	1	1	1	1	3	2	1	3

1 - low, 2 - medium, 3 - high, '-' - no correlation

1, 2 and 3 are correlation levels with weightings as Slight (Low), Moderate (Medium) and Substantial (High) respectively

OCH354

SURFACE SCIENCE

L T P C

3 0 0 3

COURSE OBJECTIVE:

- To enable the students to analyze properties of a surfaces and correlate them to structure, chemistry, and physics and surface modification technique.

UNIT I SURFACE STRUCTURE AND EXPERIMENTAL PROBES

9

Relevance of surface science to Chemical and Electrochemical Engineering, Heterogeneous Catalysis and Nanoscience; Surface structure and reconstructions, adsorbate structure, Band and Vibrational structure, Importance of UHV techniques, Electronic probes and molecular beams, Scanning probes and diffraction, Qualitative introduction to electronic and vibrational spectroscopy

UNIT II ADSORPTION, DYNAMICS, THERMODYNAMICS AND KINETICS AT SURFACES

9

Interactions at the surface, Physisorption, Chemisorption, Diffusion, dynamics and reactions of atoms/molecules on surfaces, Generic reaction mechanism on surfaces, Adsorption isotherms, Kinetics of adsorption, Use of temperature desorption methods

UNIT III LIQUID INTERFACES 9
Structure and Thermodynamics of liquid-solid interface, Self-assembled monolayers, Electrified interfaces, Charge transfer at the liquid-solid interfaces, Photoelectrochemical processes, Gratzel cells

UNIT IV HETEROGENEOUS CATALYSIS 9
Characterization of heterogeneous catalytic processes, Microscopic kinetics to catalysis, Overview of important heterogeneous catalytic processes: Haber-Bosch, Fischer-Tropsch and Automotive catalysis, Role of promoters and poisons, Bimetallic surfaces, surface functionalization and clusters in catalysis, Role of Sabatier principle in catalyst design, Rate oscillations and spatiotemporal pattern formation

UNIT V EPITAXIAL GROWTH AND NANO SURFACE-STRUCTURES 9
Origin of surface forces, Role of stress and strain in epitaxial growth, Energetic and growth modes, Nucleation theory, Nonequilibrium growth modes, MBE, CVD and ablation techniques, Catalytic growth of nanotubes, Etching of surfaces, Formation of nanopillars and nanorods and its application in photoelectrochemical processes, Polymer surfaces and biointerfaces.

TOTAL: 45 PERIODS

COURSE OUTCOME:

- Upon completion of this course, the students can understand, predict and design surface properties based on surface structure. Students would understand the physics and chemistry behind surface phenomena

TEXT BOOK:

1. K. W. Kolasinski, "Surface Science: Foundations of catalysis and nanoscience" II Edition, John Wiley & Sons, New York, 2008.

REFERENCE:

1. Gabor A. Somorjai and Yimin Li "Introduction to Surface Chemistry and catalysis", II Edition John Wiley & Sons, New York, 2010.

**OFD354 FUNDAMENTALS OF FOOD ENGINEERING L T P C
3 0 0 3**

COURSE OBJECTIVES

The course aims to

- acquaint and equip the students with different techniques of measurement of engineering properties.
- make the students understand the nature of food constituents in the design of processing equipment

UNIT I 9
Engineering properties of food materials: physical, thermal, aerodynamic, mechanical, optical and electromagnetic properties.

UNIT II 9
Drying and dehydration: Basic drying theory, heat and mass transfer in drying, drying rate curves, calculation of drying times, dryer efficiencies; classification and selection of dryers; tray, vacuum,

osmotic, fluidized bed, pneumatic, rotary, tunnel, trough, bin, belt, microwave, IR, heat pump and freeze dryers; dryers for liquid: Drum or roller dryer, spray dryer and foammat dryers

UNIT III

9

Size reduction: Benefits, classification, determination and designation of the fineness of ground material, sieve/screen analysis, principle and mechanisms of comminution of food, Rittinger's, Kick's and Bond's equations, work index, energy utilization; Size reduction equipment: Principal types, crushers (jaw crushers, gyratory, smooth roll), hammer mills and impactors, attrition mills, buhr mill, tumbling mills, ultra fine grinders, fluid jet pulverizer, colloid mill, cutting machines (slicing, dicing, shredding, pulping)

UNIT IV

9

Mixing: theory of solids mixing, criteria of mixer effectiveness and mixing indices, rate of mixing, theory of liquid mixing, power requirement for liquids mixing; Mixing equipment: Mixers for low- or medium-viscosity liquids (paddle agitators, impeller agitators, powder-liquid contacting devices, other mixers), mixers for high viscosity liquids and pastes, mixers for dry powders and particulate solids.

UNIT V

9

Mechanical Separations: Theory, centrifugation, liquid-liquid centrifugation, liquid-solid centrifugation, clarifiers, desludging and decanting machine, Filtration: Theory of filtration, rate of filtration, pressure drop during filtration, applications, constant-rate filtration and constant-pressure filtration, derivation of equation; Filtration equipment; plate and frame filter press, rotary filters, centrifugal filters and air filters, filter aids, Membrane separation: General considerations, materials for membrane construction, ultra-filtration, microfiltration, concentration, polarization, processing variables, membrane fouling, applications of ultra-filtration in food processing, reverse osmosis, mode of operation, and applications; Membrane separation methods, demineralization by electro-dialysis, gel filtration, ion exchange, per-evaporation and osmotic dehydration.

TOTAL: 45 PERIODS

COURSE OUTCOMES:

At the end of the course the students will be able to

CO1 understand the importance of food polymers

CO2 understand the effect of various methods of processing on the structure and texture of food materials

CO3 understand the interaction of food constituents with respect to thermal, electrical properties to develop new technologies for processing and preservation.

TEXTBOOKS:

1. R.L. Earle. 2004. Unit Operations in Food Processing. The New Zealand Institute of Food Science & Technology, Nz. Warren L. McCabe, Julian Smith, Peter Harriott. 2004.
2. Unit Operations of Chemical Engineering, 7th Ed. McGraw-Hill, Inc., NY, USA. Christie John Geankoplis. 2003.
3. Transport Processes and Separation Process Principles (Includes Unit Operations), 4th Ed. Prentice-Hall, NY, USA.
4. George D. Saravacos and Athanasios E. Kostaropoulos. 2002. Handbook of Food Processing Equipment. Springer Science+Business Media, New York, USA.
5. J. F. Richardson, J. H. Harker and J. R. Backhurst. 2002. Coulson & Richardson's Chemical Engineering, Vol. 2, Particle Technology and Separation Processes, 5th Ed.

COURSE OBJECTIVES:

- To characterize different type of food hazards, physical, chemical and biological in the industry and food service establishments
- To help become skilled in systems for food safety surveillance
- To be aware of the regulatory and statutory bodies in India and the world
- To ensure processed food meets global standards

UNIT I**10**

Introduction to food safety and security: Hygienic design of food plants and equipments, Food Contaminants (Microbial, Chemical, Physical), Food Adulteration (Common adulterants), Food Additives (functional role, safety issues), Food Packaging & labeling. Sanitation in warehousing, storage, shipping, receiving, containers and packaging materials. Control of rats, rodents, mice, birds, insects and microbes. Cleaning and Disinfection, ISO 22000 – Importance and Implementation

UNIT II**8**

Food quality: Various Quality attributes of food, Instrumental, chemical and microbial Quality control. Sensory evaluation of food and statistical analysis. Water quality and other utilities.

UNIT III**9**

Critical Quality control point in different stages of production including raw materials and processing materials. Food Quality and Quality control including the HACCP system. Food inspection and Food Law, Risk assessment – microbial risk assessment, dose response and exposure response modelling, risk management, implementation of food surveillance system to monitor food safety, risk communication

UNIT IV**9**

Indian and global regulations: FAO in India, Technical Cooperation programmes, Bio-security in Food and Agriculture, World Health Organization (WHO), World Animal Health Organization (OIE), International Plant Protection Convention (IPPC)

UNIT V**9**

Codex Alimentarius Commission - Codex India – Role of Codex Contact point, National Codex contact point (NCCP), National Codex Committee of India – ToR, Functions, Shadow Committees etc.

TOTAL: 45 PERIODS**COURSE OUTCOMES:**

CO1 Thorough Knowledge of food hazards, physical, chemical and biological in the industry and food service establishments

CO2 Awareness on regulatory and statutory bodies in India and the world

REFERENCES:

1. Handbook of food toxicology by S. S. Deshpande, 2002
2. The food safety information handbook by Cynthia A. Robert, 2009
3. Nutritional and safety aspects of food processing by Tannenbaum SR, Marcel Dekker Inc., New York 1979
4. Microbiological safety of Food by Hobbs BC, 1973

5. Food Safety Handbook by Ronald H. Schmidt, Gary E. Rodrick, A John Wiley & Sons Publication, 2003

OPY353

NUTRACEUTICALS

L T P C
3 0 0 3

COURSE OBJECTIVES:

- To understand the basic concepts of Nutraceuticals and functional food, their chemical nature and methods of extraction.
- To understand the role of Nutraceuticals and functional food in health and disease.

UNIT I INTRODUCTION AND SIGNIFICANCE 6

Introduction to Nutraceuticals and functional foods; importance, history, definition, classification, list of functional foods and their benefits, Phytochemicals, zoochemicals and microbes in food, plants, animals and microbes.

UNIT II PHYTOCHEMICALS AS NUTRACEUTICALS 11

Phytoestrogens in plants; isoflavones; flavonols, polyphenols, tannins, saponins, lignans, lycopene, chitin, carotenoids. Manufacturing practice of selected nutraceuticals such as lycopene, isoflavonoids, glucosamine, phytosterols. Formulation of functional foods containing nutraceuticals - stability, analytical and labelling issues.

UNIT III ASSESSMENT OF ANTIOXIDANT ACTIVITY 11

In vitro and in vivo methods for the assessment of antioxidant activity, Comparison of different *in vitro* methods to evaluate the antioxidant, antioxidant mechanism, Prediction of the antioxidant activity of natural phenolics from electrotopological state indices, Optimising phytochemical release by process technology; Variation of Antioxidant Activity during technological treatments, new food grade peptidases from plant sources.

UNIT IV ROLE IN HEALTH AND DISEASE 11

The health benefit of - Soy protein, Spirulina, Tea, Olive oil, plant sterols, Broccoli, omega3 fatty acid and eicosanoids. Nutraceuticals and Functional foods in Gastrointestinal disorder, Cancer, CVD, Diabetic Mellitus, HIV and Dental disease; Importance and function of probiotic, prebiotic and synbiotic and their applications, Functional foods and immune competence; role and use in obesity and nervous system disorders.

UNIT V SAFETY ISSUES 6

Health Claims, Adverse effects and toxicity of nutraceuticals, regulations and safety issues International and national.

TOTAL: 45 PERIODS

TEXT BOOKS:

1. Bisset, Normal Grainger and Max Wich H "Herbal Drugs and Phytopharmaceuticals", 2nd Edition, CRC, 2001.
2. Handbook of Nutraceuticals and Functional Foods: Robert Wildman, CRC, Publications. 2006
3. WEBB, PP, Dietary Supplements and Functional Foods Blackwell Publishing Ltd (United Kingdom), 2006
4. Ikan, Raphael "Natural Products: A Laboratory Guide", 2nd Edition, Academic Press / Elsevier, 2005.

REFERENCES:

1. Asian Functional Foods (Nutraceutical Science and Technology) by John Shi (Editor), Fereidoon Shahidi (Editor), Chi-Tang Ho (Editor), CRC Publications, Taylor & Francis, 2007
2. Functional Foods and Nutraceuticals in Cancer Prevention by Ronald Ross Watson (Author), Blackwell Publishing, 2007
3. Marketing Nutrition: Soy, Functional Foods, Biotechnology, and Obesity by Brian Wansink.
4. Functional foods: Concept to Product: Edited by G R Gibson and C M Williams, Wood head Publ., 2000
5. Hanson, James R. "Natural Products: The Secondary Metabolites", Royal Society of Chemistry, 2003.

COURSE OUTCOME - NUTRACEUTICALS

CO 1	acquire knowledge about the Nutraceuticals and functional foods, their classification and benefits.
CO 2	acquire knowledge of phytochemicals, zoochemicals and microbes in food, plants, animals and microbes
CO 3	attain the knowledge of the manufacturing practices of selected nutraceutical components and formulation considerations of functional foods.
CO 4	distinguish the various <i>In vitro</i> and <i>In vivo</i> assessment of Antioxidant activity of compounds from plant sources.
CO 5	gain information about the health benefits of various functional foods and nutraceuticals in the prevention and treatment of various lifestyle diseases.
CO 6	Attain the knowledge of the regulatory and safety issues of nutraceuticals at national and international level.

CO's-PO's & PSO's MAPPING

NUTRACEUTICALS												
Course outcome	PO1	PO2	PO 3	PO 4	PO 5	PO6	PO 7	PO8	PO 9	PO10	PO11	PO12
CO 1	3											1
CO 2	3											1
CO 3	3					2						
CO 4	3											
CO 5	3					2						1
CO 6	3							2				1

1 - low, 2 - medium, 3 - high, '-' - no correlation

OTT354

BASICS OF DYEING AND PRINTING

L T P C

3 0 0 3

COURSE OBJECTIVE:

- To enable the students to learn about the basics of Pretreatment, dyeing, printing and machinery in textile processing.

UNIT I INTRODUCTION

9

Impurities present in different fibres, Inspection of grey goods and lot preparation. Shearing,

UNIT II PRE TREATMENT 9
 Desizing-Objective of Desizing- types of Desizing- Objective of Scouring- Mechanism of Scouring– Degumming of Silk, Scouring of wool - Bio Scouring. Bleaching -Objective of Bleaching: Bleaching mechanism of Hydrogen Peroxide, Hypo chlorites. Objective of Mercerizing - Physical and Chemical changes of Mercerizing.

UNIT III DYEING 9
 Dye - Affinity, Substantively, Reactivity, Exhaustion and Fixation. Classification of dyes. Direct dyes: General properties, principles and method of application on cellulosic materials. Reactive dyes – principles and method of application on cellulosic materials hot brand, cold brand.

UNIT IV PRINTING 9
 Definition of printing – Difference between printing and dying- Classification thickeners – Requirements to be good thickener, printing paste Preparation - different styles of printing.

UNIT V MACHINERIES 9
 Fabric Processing - winch, jigger and soft flow machines. Beam dyeing machines: Printing -flat bed screen - Rotary screen. Thermo transfer printing machinery. Garment dyeing machines.

TOTAL: 45 PERIODS

COURSE OUTCOMES:

Upon completion of the course, the students will be able to Understand the

- CO1:** Basics of grey fabric
- CO2:** Basics of pre treatment
- CO3:** Concept of Dyeing
- CO4:** Concept of Printing
- CO5:** Machinery in processing industry

TEXT BOOKS:

1. Trotman, E.R., Textile Scouring and Bleaching, Charless Griffins, Com. Ltd., London 1990.
2. Shenai V.A. "Technology of Textile Processing Vol. IV" 1998, Sevak Publications, Mumbai.

REFERENCES:

1. Trotman E. R., "Dyeing and Chemical Technology of Textile Fibres", Charles Griffin & Co. Ltd., U.K., 1984, ISBN : 0 85264 165 6.
2. Dr. N N Mahapatra., "Textile dyeing", Wood head publishing India, 2018
3. Mathews Kolanjikombil., "Dyeing of Textile substrates III –Fibres, Yarns and Knitted fabrics", Wood head publishing India , 2021
4. Bleaching & Mercerizing – BTRA Silver Jubilee Monograph series
5. Chakraborty, J.N, "Fundamentals and Practices in colouration of Textiles", Wood head Publishing India, 2009, ISBN-13:978-81-908001-4-3.

CO's-PO's & PSO's MAPPING

- 1, 2 and 3 are correlation levels with weightings as Slight (Low), Moderate (Medium) and Substantial (High) respectively

Course Outcomes	Program Outcome															
	Statement	PO 1	PO 2	PO 3	PO 4	PO 5	PO 6	PO 7	PO 8	PO 9	PO 10	PO 11	PO 12	PS O1	PS O2	PS O3

CO1	Classification of fibres and production of natural fibres	-	-	-	-	-	-	-	2	1	-	1	1	-	1	-
CO2	Regenerated and synthetic fibres	-	-	-	-	-	-	-	2	1	-	1	1	-	1	-
CO3	Yarn spinning	-	-	-	-	-	-	-	2	1	-	1	1	-	1	-
CO4	Weaving	-	-	-	-	-	-	-	2	1	-	1	1	-	1	-
CO5	Knitting and nonwoven	-	-	-	-	-	-	-	2	1	-	1	1	-	1	-
Overall CO		-	-	-	-	-	-	-	2	1	-	1	1	-	1	-

1 - low, 2 - medium, 3 - high, '-' - no correlation

FT3201

FIBRE SCIENCE

L T P C
3 0 0 3

COURSE OBJECTIVES

- To enable the students to learn about the types of fibre and its properties

UNIT I INTRODUCTION TO TEXTILE FIBRES

9

Definition of various forms of textile fibres - staple fibre, filament, bicomponent fibres. Classification of Natural and Man-made fibres, essential and desirable properties of Fibres. Production and cultivation of Natural Fibers: Cotton, Silk, Wool -Physical and chemical structure of the above fibres.

UNIT II REGENERATED FIBRES

9

Production Sequence of Regenerated Cellulosic fibres: Viscose Rayon, Acetate rayon – High wet modulus fibres: Modal and Lyocel ,Tencel

UNIT III SYNTHETIC FIBRES

9

Production Sequence of Synthetic Fibers: polymer-Polyester, Nylon, Acrylic and polypropylene. Mineral fibres: fibre glass ,carbon .Introduction to spin finishes and texturization

UNIT IV SPECIALITY FIBRES

9

Properties and end uses of high tenacity and high modulus fibres, high temperature and flame retardant fibres, Chemical resistant fibres

UNIT V FUNCTIONAL SPECIALITY FIBRES 9
Properties and end uses : Fibres for medical application – Biodegradable fibres based on PLA ,Super absorbent fibres elastomeric fibres, ultra-fine fibres, electrospun nano fibres, metallic fibres – Gold and Silver coated.

TOTAL : 45 PERIODS

COURSE OUTCOMES

Upon completion of this course, the student would be able to

CO1:Understand the process sequence of various fibres

CO2:Understand the properties of various fibres

TEXT BOOKS:

1. Morton W. E., and Hearle J. W. S., “Physical Properties of Textile Fibres”, The Textile Institute, Washington D.C., 2008, ISBN 978-1-84569-220-95
2. Meredith R., and Hearle J. W. S., “Physical Methods of Investigation of Textiles”, Wiley Publication, New York, 1989, ISBN: B00JCV6ZWU | ISBN-13:
3. Mukhopadhyay S. K., “Advances in Fibre Science”, The Textile Institute,1992, ISBN: 1870812379

REFERENCES:

1. Meredith R., “Mechanical Properties of Textile Fibres”, North Holland, Amsterdam, 1986, ISBN: 1114790699, ISBN-13: 9781114790698
2. Hearle J. W. S., Lomas B., and Cooke W. D., “Atlas of Fibre Fracture and Damage to Textiles”, The Textile Institute, 2nd Edition, 1998, ISBN: 1855733196.
3. Raheel M. (ed.), “Modern Textile Characterization Methods”, Marcel Dekker, 1995, ISBN:0824794737
4. Mukhopadhyay. S. K., “The Structure and Properties of Typical Melt Spun Fibres”, Textile Progress, Vol. 18, No. 4, Textile Institute, 1989, ISBN: 1870812115
5. Hearle J.W.S., “Polymers and Their Properties: Fundamentals of Structures and Mechanics Vol 1”, Ellis Horwood, England, 1982, ISBN: 047027302X | ISBN-13: 9780470273029 36

**OTT355 GARMENT MANUFACTURING TECHNOLOGY L T P C
3 0 0 3**

COURSE OBJECTIVE:

- To enable the students to understand the basics of pattern making, cutting and sewing.
- To expose the students to various problems & remedies during garment manufacturing

UNIT I PATTERN MAKING, MARKER PLANNING, CUTTING 9
Anthropometry, specification sheet, pattern making – principles, basic pattern set drafting, grading, marker planning, spreading & cutting

UNIT II TYPES OF SEAMS, STITCHES AND FUNCTIONS OF NEEDLES 9
Different types of seams and stitches; single needle lock stitch machine – mechanism and accessories; needle – functions, special needles, needlepoint

UNIT III COMPONENTS AND TRIMS USED IN GARMENT 9
Sewing thread-construction, material, thread size, packages, accessories – labels, linings, interlinings, wadding, lace, braid, elastic, hook and loop fastening, shoulder pads, eyelets and laces, zip fasteners, buttons

UNIT IV GARMENT INSPECTION AND DIMENSIONAL CHANGES 9

Raw material, in process and final inspection; needle cutting; sewability of fabrics; strength properties of apparel; dimensional changes in apparel due to laundering, dry-cleaning, steaming and pressing.

UNIT V GARMENT PRESSING, PACKING AND CARE LABELING 9

Garment pressing – categories and equipment, packing; care 346abelling of apparels

TOTAL: 45 PERIODS**COURSE OUTCOMES:**

Upon completion of the course, the students will be able to Understand

CO1: Pattern making, marker planning, cutting

CO2: Types of seams, stitches and functions of needles

CO3: Components and trims used in garment

CO4: Garment inspection and dimensional changes

CO5: Garment pressing, packing and careabelling

TEXT BOOKS:

1. Carr H., and Latham B., "The Technology of Clothing Manufacture", Blackwell Science Ltd., Oxford, 1994.
2. Gerry Cooklin, "Introduction to Clothing Manufacture" Blackwell Science Ltd., 1995. 64
3. Harrison.P.W Garment Dyeing, The Textile Institute Publication, Textile Progress, Vol .19 No.2,1988.

REFERENCES:

1. Winifred Aldrich., "Metric Pattern Cutting", Blackwell Science Ltd., Oxford, 1994
2. Peggall H., "The Complete Dress Maker", Marshall Caverdish, London, 1985
3. Jai Prakash and Gaur R.K., "Sewing Thread", NITRA, 1994
4. Ruth Glock, Grace I. Kunz, "Apparel Manufacturing", Dorling Kindersley Publishing Inc., New Jersey, 1995.
5. Pradip V.Mehta, "An Introduction to Quality Control for the Apparel Industry", J.S.N. Internationals, 1992.

CO's-PO's & PSO's MAPPING

CO's	PO's												PSO's			
	1	2	3	4	5	6	7	8	9	10	11	12	1	2	3	4
1	1	1	1	-	2	-	1	1	-	2	3	1	2	3	1	3
2	2	2	1	1	1	-	1	1	-	2	2	1	2	2	1	2
3	1	1	1	1	1	1	1	1	-	1	2	1	1	3	1	3
4	2	1	1	1	2	2	2	1	1	2	3	1	2	3	1	3
5	2	2	1	1	1	1	2	1	-	2	2	1	2	2	1	2
Avg	1.6	1.2	1	0.8	1.4	0.8	1.4	1	0.2	1.8	2.4	1	1.8	2.6	1	2.6

1 - low, 2 - medium, 3 - high, '-' - no correlation

COURSE OBJECTIVES:

- To educate about the health hazards and the safety measures to be followed in the industrial environment.
- Describe industrial legislations (Factories Acts, Workmen's Compensation and other laws) enacted for the protection of employees health at work settings
- Describe methods of prevention and control of Occupational Health diseases, accidents / emergencies and other hazards

UNIT I INTRODUCTION 9

Need for developing Environment, Health and Safety systems in work places - Accident Case Studies - Status and relationship of Acts - Regulations and Codes of Practice - Role of trade union safety representatives. International initiatives - Ergonomics and work place.

UNIT II OCCUPATIONAL HEALTH AND HYGIENE 9

Definition of the term occupational health and hygiene - Categories of health hazards - Exposure pathways and human responses to hazardous and toxic substances - Advantages and limitations of environmental monitoring and occupational exposure limits - Hierarchy of control measures for occupational health risks - Role of personal protective equipment and the selection criteria - Effects on humans - control methods and reduction strategies for noise, radiation and excessive stress.

UNIT III WORKPLACE SAFETY AND SAFETY SYSTEMS 9

Features of Satisfactory and Safe design of work premises – good housekeeping - lighting and colour, Ventilation and Heat Control – Electrical Safety – Fire Safety – Safe Systems of work for manual handling operations – Machine guarding – Working at different levels – Process and System Safety.

UNIT IV HAZARDS AND RISK MANAGEMENT 9

Safety appraisal - analysis and control techniques – plant safety inspection – Accident investigation - Analysis and Reporting – Hazard and Risk Management Techniques – major accident hazard control – Onsite and Offsite emergency Plans.

UNIT V ENVIRONMENTAL HEALTH AND SAFETY MANAGEMENT 9

Concept of Environmental Health and Safety Management – Elements of Environmental Health and Safety Management Policy and methods of its effective implementation and review – Elements of Management Principles – Education and Training – Employee Participation.

TOTAL: 45 PERIODS**COURSE OUTCOMES:**

After completion of this course, the student is expected to be able to:

CO1: Describe, with example, the common work-related diseases and accidents in occupational setting

CO2: Name essential members of the Occupational Health team

CO3: What roles can a community health practitioners play in an Occupational setting to ensure the protection, promotion and maintenance of the health of the employee

COURSE OBJECTIVES:

- To impart to the student basic knowledge on fluid mechanics, mechanical operations, heat transfer operations and mass transfer operations.

UNIT I FLUID MECHANICS CONCEPTS 9

Fluid definition and classification of fluids, types of fluids, Rheological behaviour of fluids & Newton's Law of viscosity. Fluid statics-Pascal's law, Hydrostatic equilibrium, Barometric equation and pressure measurement(problems),Basic equations of fluid flow - Continuity equation, Euler's equation and Bernoulli equation; Types of flow - laminar and turbulent; Reynolds experiment; Flow through circular and non-circular conduits - Hagen Poiseuille equation (no derivation). Flow through stagnant fluids – theory of Settling and Sedimentation – Equipment (cyclones, thickeners) Conceptual numericals.

UNIT II FLOW MEASUREMENTS & MECHANICAL OPERATIONS 9

Different types of flow measuring devices (Orifice meter, Venturimeter, Rotameter) with derivations, flow measurements –. Pumps – types of pumps (Centrifugal & Reciprocating pumps), Energy calculations and characteristics of pumps. Size reduction–characteristics of comminute products, sieve analysis, Properties and handling of particulate solids – characterization of solid particles, average particle size, screen analysis- Conceptual numerical of differential and cumulative analysis. Size reduction, crushing laws, working principle of ball mill. Filtration & types, filtration equipments (plate and frame, rotary drum). Conceptual numericals.

UNIT III CONDUCTIVE & CONVECTIVE HEAT TRANSFER 9

Modes of heat transfer; Conduction – steady state heat conduction through unilayer and multilayer walls, cylinders; Insulation, critical thickness of insulation. Convection- Forced and Natural convection, principles of heat transfer co-efficient, log mean temperature difference, individual and overall heat transfer co-efficient, fouling factor; Condensation – film wise and drop wise (no derivation). Heat transfer equipments – double pipe heat exchanger, shell and tube heat exchanger (with working principle and construction with applications).

UNIT IV BASICS OF MASS TRANSFER 9

Diffusion-Fick's law of diffusion. Types of diffusion. Steady state molecular diffusion in fluids at rest and laminar flow (stagnant / unidirection and bi direction). Measurement of diffusivity, Mass transfer coefficients and their correlations. Conceptual numerical.

UNIT V MASS TRANSFER OPERATIONS 9

Basic concepts of Liquid-liquid extraction – equilibrium, stage type extractors (belt extraction and basket extraction).Distillation – Methods of distillation, distillation of binary mixtures using McCabe Thiele method.Drying- drying operations, batch and continuous drying. Conceptual numerical.

TOTAL: 45 PERIODS**COURSE OUTCOMES:**

At the end of the course the student will be able to:

CO1:State and describe the nature and properties of the fluids.

CO2:Study the different flow measuring instruments, the principles of various size reductions, conveying equipment's, sedimentation and mixing tanks.

CO3:Comprehend the laws governing the heat and mass transfer operations to solve the problems.

CO4:Design the heat transfer equipment suitable for specific requirement.

TEXTBOOK(S)

1. Unit operations in Chemical Engineering Warren L. McCabe, Julian C. Smith & Peter Harriot McGraw-Hill Education (India) Edition 2014
2. Fluid Mechanics K L Kumar S Chand & Company Ltd 2008
3. Introduction to Chemical Engineering Badger W.I. and Banchero, J.T., Tata McGraw Hill New York 1997

REFERENCE BOOKS

1. Principles of Unit Operations Alan S Foust, L.A. Wenzel, C.W. Clump, L. Maus, and L.B. Anderson John Wiley & Sons 2nd edition 2008
2. Unit Operations of Chemical Engineering, Vol I &II Chattopadhyaya Khanna Publishers, Delhi-6 1996
3. Heat Transfer J P Holman McGraw Hill International Ed

OPT352

PLASTIC MATERIALS FOR ENGINEERS

**L T P C
3 0 0 3**

COURSE OBJECTIVES

- Understand the advantages, disadvantages and general classification of plastic materials
- To know the manufacturing, sources, and applications of engineering thermoplastics
- Understand the basics as well as the advanced applications of various plastic materials in the industry
- To understand the preparation methods of thermosetting materials
- Select suitable specialty plastics for different end applications

UNIT I INTRODUCTION TO PLASTIC MATERIALS 9

Introduction to Plastics – Brief history of plastics, advantages and disadvantages, thermoplastic and thermosetting behavior, amorphous polymers, crystalline polymers and cross-linked structures. General purpose thermoplastics/ Commodity plastics: manufacture, structure, properties and applications of polyethylene (PE), cross-linked PE, chlorinated PE, polypropylene, polyvinyl chloride-compounding, formulation, polypropylene (PP)

UNIT II ENGINEERING THERMOPLASTICS AND APPLICATIONS 9

Engineering thermoplastics – Aliphatic polyamides: structure, properties, manufacture and applications of Nylon 6, Nylon 66. Polyesters: manufacture, structure, properties and uses of PET, PBT. Manufacture, structure, properties and uses of Polycarbonates, acetal resins, polyimides, PMMA, polyphenylene oxide, thermoplastic polyurethane (PU)

UNIT III THERMOSETTING PLASTICS 9

Thermosetting Plastics – Manufacture, curing, moulding powder, laminates, properties and uses of phenol formaldehyde resins, urea formaldehyde, melamine formaldehyde, unsaturated polyester resin, epoxy resin, silicone resins, polyurethane resins.

UNIT IV MISCELLANEOUS PLASTICS FOR END APPLICATIONS 9

Miscellaneous plastics- Manufacture, properties and uses of polystyrene, HIPS, ABS, SAN, poly(tetrafluoroethylene) (PTFE), TFE and copolymers, PVDF, PVA, poly (vinyl acetate), poly (vinyl carbazole), cellulose acetate, PEEK, High energy absorbing polymers, super absorbent polymers-their synthesis, properties and applications

UNIT V PLASTICS MATERIALS FOR BIOMEDICAL APPLICATIONS

9

Sources, raw materials, methods of manufacturing, properties and applications of bio-based polymers- poly lactic acid (PLA), poly hydroxy alkanooates (PHA), PBAT, bioplastics- bio-PE, bio-PP, bio-PET, polymers for biomedical applications

TOTAL: 45 PERIODS

COURSE OUTCOMES

CO1:To study the importance, advantages and classification of plastic materials

CO2:Summarize the raw materials, sources, production, properties and applications of various engineering thermoplastics

CO3:To understand the application of polyamides, polyesters and other engineering thermoplastics, thermosetting resins

CO4:Know the manufacture, properties and uses of thermosetting resins based on polyester, epoxy, silicone and PU

CO5:To understand the engineering applications of various polymers in miscellaneous areas and applications of different biopolymers

REFERENCES

1. Marianne Gilbert (Ed.), Brydson's Plastics Materials, 8th Edn., Elsevier (2017).
2. J.A.Brydson, Plastics Materials, 7th Edn., Butterworth Heinemann (1999).
3. Manas Chanda, Salil K. Roy, Plastics Technology Handbook, 4th Edn., CRC press (2006).
4. A. Brent Strong, Plastics: Materials and Processing, 3rd Edn., Pearson Prentice Hall (2006).
5. Olagoke Olabisi, Kolapo Adewale (Eds.), Handbook of Thermoplastics 2nd Edn., CRC press(2016).
6. Charles A. Harper, Modern Plastics Handbook, McGraw-Hill, New York, 1999.
7. H. Dominighaus, Plastics for Engineers, Hanser Publishers, Munich, 1988.

OPT353

PROPERTIES AND TESTING OF PLASTICS

L T P C

3 0 0 3

COURSE OBJECTIVES

- To understand the relevance of standards and specifications as well as the specimen preparation for polymer testing.
- To study the mechanical properties and testing of polymer materials and their structural property relationships.
- To understand the thermal properties of polymers and their testing methods.
- To gain knowledge on the electrical and optical properties of polymers and their testing methods.
- To study about the environmental effects and prevent polymer degradation.

UNIT I INTRODUCTION TO CHARACTERIZATION AND TESTING OF POLYMERS

9

Introduction- Standard organizations: BIS, ASTM, ISO, BS, DIN etc. Standards and specifications. Importance of standards in the quality control of polymers and polymer products. Preparation of test pieces, conditioning and test atmospheres. Tests on elastomers: processability parameters of rubbers – plasticity, Mooney viscosity, scorch time, cure time, cure rate index, Processability tests carried out on thermoplastics and thermosets: MFI, cup flow index, gel time, bulk density, bulk factor.

UNIT II MECHANICAL PROPERTIES 9

Mechanical properties: Tensile, compression, flexural, shear, tear strength, hardness, impact strength, resilience, abrasion resistance, creep and stress relaxation, compression set, dynamic fatigue, ageing properties, Basic concepts of stress and strain, short term tests: Viscoelastic behavior (simple models: Kelvin model for creep and stress relaxation, Maxwell-Voigt model, strain recovery and dynamic response), Effect of structure and composition on mechanical properties, Behavior of reinforced polymers

UNIT III THERMAL RHEOLOGICAL PROPERTIES 9

Thermal properties: Transition temperatures, specific heat, thermal conductivity, co-efficient of thermal expansion, heat deflection temperature, Vicat softening point, shrinkage, brittleness temperature, thermal stability and flammability. Product testing: Plastic films, sheeting, pipes, laminates, foams, containers, cables and tubes.

UNIT IV ELECTRICAL AND OPTICAL PROPERTIES 9

Electrical properties: volume and surface resistivity, dielectric strength, dielectric constant and power factor, arc resistance, tracking resistance, dielectric behavior of polymers (dielectric co-efficient, dielectric polarization), dissipation factor and its importance. Optical properties: transparency, refractive index, haze, gloss, clarity, birefringence.

UNIT V ENVIRONMENTAL AND CHEMICAL RESISTANCE 9

Environmental stress crack resistance (ESCR), water absorption, weathering, aging, ozone resistance, permeability and adhesion. Tests for chemical resistance. Acids, alkalies, Flammability tests- oxygen index test.

TOTAL: 45 PERIODS

COURSE OUTCOMES

CO1: Understand the relevance of standards and specifications.

CO2: Summarize the various test methods for evaluating the mechanical properties of the polymers.

CO3: To know the thermal, electrical & optical properties of polymers.

CO4: Identify various techniques used for characterizing polymers.

CO5: Distinguish the processability tests used for thermoplastics, thermosets and elastomers.

REFERENCES

1. F.Majewska, H.Zowall, Handbook of analysis of synthetic polymers and plastics, Ellis Horwood Limited Publisher 1977.
2. J.F.Rabek, Experimental Methods in Polymer Chemistry, John Wiley and Sons 1980.
3. R.P.Brown, Plastic test methods, 2nd Edn., Harlond, Longman Scientific, 1981.
4. A. B. Mathur, I. S. Bharadwaj, Testing and Evaluation of Plastcis, Allied Publishers Pvt. Ltd., New Delhi, 2003.
5. Vishu Shah, Handbook of Plastic Testing Technology, 3rd Edn., John Wiley & Sons 2007.
6. S. K. Nayak, S. N. Yadav, S. Mohanty, Fundamentals of Plastic Testing, Springer, 2010.

COURSE OBJECTIVES:**The student should be made to:**

- To know the hardware requirement of wearable systems
- To understand the communication and security aspects in the wearable devices
- To know the applications of wearable devices in the field of medicine

UNIT I INTRODUCTION TO WEARABLE SYSTEMS AND SENSORS 9

Wearable Systems- Introduction, Need for Wearable Systems, Drawbacks of Conventional Systems for Wearable Monitoring, Applications of Wearable Systems, Types of Wearable Systems, Components of wearable Systems. Sensors for wearable systems-Inertia movement sensors, Respiration activity sensor, Impedance plethysmography, Wearable ground reaction force sensor.

UNIT II SIGNAL PROCESSING AND ENERGY HARVESTING FOR WEARABLE DEVICES 9

Wearability issues -physical shape and placement of sensor, Technical challenges - sensor design, signal acquisition, sampling frequency for reduced energy consumption, Rejection of irrelevant information. Power Requirements- Solar cell, Vibration based, Thermal based, Human body as a heat source for power generation, Hybrid thermoelectric photovoltaic energy harvests, Thermopiles.

UNIT III WIRELESS HEALTH SYSTEMS 9

Need for wireless monitoring, Definition of Body area network, BAN and Healthcare, Technical Challenges- System security and reliability, BAN Architecture – Introduction, Wireless communication Techniques.

UNIT IV SMART TEXTILE 9

Introduction to smart textile- Passive smart textile, active smart textile. Fabrication Techniques- Conductive Fibres, Treated Conductive Fibres, Conductive Fabrics, Conductive Inks. Case study- smart fabric for monitoring biological parameters - ECG, respiration.

UNIT V APPLICATIONS OF WEARABLE SYSTEMS 9

Medical Diagnostics, Medical Monitoring-Patients with chronic disease, Hospital patients, Elderly patients, neural recording, Gait analysis, Sports Medicine.

COURSE OUTCOMES:

On successful completion of this course, the student will be able to

CO1: Describe the concepts of wearable system.

CO2: Explain the energy harvestings in wearable device.

CO3: Use the concepts of BAN in health care.

CO4: Illustrate the concept of smart textile

CO5: Compare the various wearable devices in healthcare system

TOTAL:45 PERIODS**TEXT BOOKS**

1. Annalisa Bonfiglio and Danilo De Rossi, Wearable Monitoring Systems, Springer, 2011
2. Zhang and Yuan-Ting, Wearable Medical Sensors and Systems, Springer, 2013
3. Edward Sazonov and Micheal R Neuman, Wearable Sensors: Fundamentals, Implementation and Applications, Elsevier, 2014

- Mehmet R. Yuce and Jamil Y. Khan, Wireless Body Area Networks Technology, Implementation applications, Pan Stanford Publishing Pte.Ltd, Singapore, 2012

REFERENCES

- Sandeep K.S, Gupta, Tridib Mukherjee and Krishna Kumar Venkatasubramanian, Body Area Networks Safety, Security, and Sustainability, Cambridge University Press, 2013.
- Guang-Zhong Yang, Body Sensor Networks, Springer, 2006.

CO's- PO's & PSO's MAPPING

CO's	PO's												PSO's		
	1	2	3	4	5	6	7	8	9	10	11	12	1	2	3
1	3	2	1	1	2			1					1		1
2	3	2	1	1	2			1					1		1
3	3	2	1	1	2			1					1		1
4	3	2	1	1	2			1					1		1
5	3	2	1	1	2			1					1		1
AVg.	3	2	1	1	2			1					1		1

1 - low, 2 - medium, 3 - high, '-' - no correlation

CBM356

MEDICAL INFORMATICS

L T P C
3 0 0 3

Preamble:

- To study the applications of information technology in health care management.
- This course provides knowledge on resources, devices, and methods required to optimize the acquisition, storage, retrieval, and use of information in health and biomedicine.

UNIT I INTRODUCTION TO MEDICAL INFORMATICS 9

Introduction - Structure of Medical Informatics –Internet and Medicine -Security issues , Computer based medical information retrieval, Hospital management and information system, Functional capabilities of a computerized HIS, Health Informatics – Medical Informatics, Bioinformatics

UNIT II COMPUTERS IN CLINICAL LABORATORY AND MEDICAL IMAGING 9

Automated clinical laboratories-Automated methods in hematology, cytology and histology, Intelligent Laboratory Information System - Computer assisted medical imaging- nuclear medicine, ultrasound imaging, computed X-ray tomography, Radiation therapy and planning, Nuclear Magnetic Resonance.

UNIT III COMPUTERISED PATIENT RECORD 9

Introduction - conventional patient record, Components and functionality of CPR, Development tools, Intranet, CPR in Radiology- Application server provider, Clinical information system, Computerized prescriptions for patients.

UNIT IV COMPUTER ASSISTED MEDICAL DECISION-MAKING 9

Neuro computers and Artificial Neural Networks application, Expert system-General model of CMD, Computer-assisted decision support system-production rule system cognitive model, semantic networks, decisions analysis in clinical medicine-computers in the care of critically ill patients, Computer aids for the handicapped.

UNIT V RECENT TRENDS IN MEDICAL INFORMATICS**9**

Virtual reality applications in medicine, Virtual endoscopy, Computer assisted surgery, Surgical simulation, Telemedicine - Tele surgery, Computer assisted patient education and health- Medical education and healthcare information, computer assisted instruction in medicine.

TOTAL : 45 PERIODS**COURSE OUTCOMES:**

Upon completion of the course, students will be able to:

CO1: Explain the structure and functional capabilities of Hospital Information System.

CO2: Describe the need of computers in medical imaging and automated clinical laboratory.

CO3: Articulate the functioning of information storage and retrieval in computerized patient record system.

CO4: Apply the suitable decision support system for automated clinical diagnosis.

CO5: Discuss the application of virtual reality and telehealth technology in medical industry.

TEXT BOOKS:

1. Mohan Bansal, "Medical informatics", Tata McGraw Hill Publishing Ltd, 2003.
2. R.D.Lele, "Computers in medicine progress in medical informatics", Tata McGraw Hill, 2005

REFERENCES:

1. Kathryn J. Hannah, Marion J Ball, "Health Informatics", 3rd Edition, Springer, 2006.

CO's- PO's & PSO's MAPPING

CO's	PO's												PSO's		
	1	2	3	4	5	6	7	8	9	10	11	12	1	2	3
1	3	2	1	1	2			1					1	1	1
2	3	2	1	1	2			1					1	1	1
3	3	2	1	1	2			1					1	1	1
4	3	2	1	1	2			1					1	1	1
5	3	2	1	1	2			1					1	1	1
AVg.	3	2	1	1	2			1					1	1	1

1 - low, 2 - medium, 3 - high, '-' - no correlation

OCE354 BASICS OF INTEGRATED WATER RESOURCES MANAGEMENT**L T P C
3 0 0 3****COURSE OBJECTIVES**

- To introduce the interdisciplinary approach of water management.
- To develop knowledge base and capacity building on IWRM.

UNIT I OVERVIEW OF IWRM**9**

Facts about water - Definition – Key challenges - Paradigm shift - Water management Principles - Social equity - Ecological sustainability – Economic efficiency - SDGs - World Water Forums.

UNIT II WATER USE SECTORS: IMPACTS AND SOLUTION**9**

Water users: People, Agriculture, ecosystem and others - Impacts of the water use sectors on water resources - Securing water for people, food production, ecosystems and other uses - IWRM relevance in water resources management.

UNIT III WATER ECONOMICS**9**

Economic characteristics of water good and services – Economic instruments – Private sector involvement in water resources management - PPP experiences through case studies.

UNIT IV RECENT TREANDS IN WATER MANAGEMENT 9
River basin management - Ecosystem Regeneration – 5 Rs - WASH - Sustainable livelihood - Water management in the context of climate change.

UNIT V IMPLEMENTATION OF IWRM 9
Barriers to implementing IWRM - Policy and legal framework - Bureaucratic reforms and inclusive development - Institutional Transformation - Capacity building - Case studies on conceptual framework of IWRM.

TOTAL: 45 PERIODS

COURSE OUTCOMES

On completion of the course, the student will be able to apply appropriate management techniques towards managing the water resources.

CO1 Describe the context and principles of IWRM; Compare the conventional and integrated ways of water management.

CO2 Discuss on the different water uses; how it is impacted and ways to tackle these impacts.

CO3 Explain the economic aspects of water and choose the best economic option among the alternatives; illustrate the pros and cons of PPP through case studies.

CO4 Illustrate the recent trends in water management.

CO5 Understand the implementation hitches and the institutional frameworks.

TEXT BOOKS

1. Cech Thomas V., Principles of water resources: history, development, management and policy. John Wiley and Sons Inc., New York. 2003.
2. Mollinga P. *et al.* “ Integrated Water Resources Management”, Water in South Asia Volume I, Sage Publications, 2006.

REFERENCES

1. Technical Advisory Committee, Background Papers No: 1, 4 and 7, Stockholm, Sweden. 2002.
2. IWRM Guidelines at River Basin Level (UNESCO, 2008).
3. Tutorial on Basic Principles of Integrated Water Resources Management ,CAP-NET. http://www.pacificwater.org/userfiles/file/IWRM/Toolboxes/introduction%20to%20iwrn/Tutorial_text.pdf
4. Pramod R. Bhave, 2011, Water Resources Systems, Narosa Publishers.
5. The 17 Goals, United Nations, <https://sdgs.un.org/goals>.

PROGRESS THROUGH KNOWLEDGE

UNIT I BIOLOGICAL TREATMENT PROCESS**9**

Fundamentals of biological process - Anaerobic process – Pretreatment methods in anaerobic process – Aerobic process, Anoxic process, Aerobic and anaerobic digestion of organic wastes - Factors affecting process efficiency - Solid state fermentation – Submerged fermentation – Batch and continuous fermentation

UNIT II WASTE BIOMASS AND ITS VALUE ADDITION**9**

Types of waste biomass – Solid waste management - Nature of biomass feedstock – Biobased economy/process – Value addition of waste biomass – Biotransformation of biomass – Biotransformation of marine processing wastes – Direct extraction of biochemicals from biomass – Plant biomass for industrial application

UNIT III BIOCONVERSION OF WASTES TO ENERGY**9**

Perspective of biofuels from wastes - Bioethanol production – Biohydrogen Production – dark and photofermentative process - Biobutanol production – Biogas and Biomethane production - Single stage anaerobic digestion, Two stage anaerobic digestion - Biodiesel production - Enzymatic hydrolysis technologies

UNIT IV CHEMICALS AND ENZYME PRODUCTION FROM WASTES**9**

Production of lactic acid, succinic acid, citric acid – Biopolymer synthesis – Production of Amylases - Lignocellulolytic enzymes - Pectinolytic enzymes - Proteases – Lipases

UNIT V BIOCUMPOSTING OF ORGANIC WASTES**9**

Overview of composting process - Benefits of composting, Role of microorganisms in composting - Factors affecting the composting process - Waste Materials for Composting, Fundamentals of composting process - Composting technologies, Composting systems – Nonreactor Composting, Reactor composting - Compost Quality

TOTAL: 45 PERIODS**COURSE OUTCOMES**

After completion of this course, the students should be able

CO1:To learn the various methods biological treatment

CO2:To know the details of waste biomass and its value addition

CO3:To develop the bioconversion processes to convert wastes to energy

CO4:To synthesize the chemicals and enzyme from wastes

CO5:To produce the biocompost from wastes

CO6:To apply the theoretical knowledge for the development of value added products

TEXT BOOKS

1. Antoine P. T., (2017) "Biofuels from Food Waste Applications of Saccharification Using Fungal Solid State Fermentation", CRC press
2. Joseph C A., (2019)"Anaerobic Waste-Wastewater Treatment and Biogas Plants-A Practical Handbook", CRC Press,

REFERENCE BOOKS

1. Palmiro P. and Oscar F.D'Urso, (2016) 'Biotransformation of Agricultural Waste and By-Products', The Food, Feed, Fibre, Fuel (4F) Economy, Elsevier

2. Kaur Brar S., Gurpreet Singh D. and Carlos R.S., (Eds), (2014)'Biotransformation of Waste Biomass into High Value Biochemicals', Springer.
3. Keikhosro K, Editor, (2015) 'Lignocellulose-Based Bioproducts', Springer.
4. John P, (2014) 'Waste Management Practices-Municipal, Hazardous, and Industrial', Second Edition, CRC Press, 2014

OBT356 **LIFESTYLE DISEASES** **L T P C**
3 0 0 3

UNIT I INTRODUCTION 9

Lifestyle diseases – Definition ; Risk factors – Eating, smoking, drinking, stress, physical activity, illicit drug use ; Obesity, diabetes, cardiovascular diseases, respiratory diseases, cancer; Prevention – Diet and exercise.

UNIT II CANCER 9

Types - Lung cancer, Mouth cancer, Skin cancer, Cervical cancer, Carcinoma oesophagus; Causes Tobacco usage, Diagnosis – Biomarkers, Treatment

UNIT III CARDIOVASCULAR DISEASES 9

Coronary atherosclerosis – Coronary artery disease; Causes -Fat and lipids, Alcohol abuse -- Diagnosis - Electrocardiograph, echocardiograph, Treatment, Exercise and Cardiac rehabilitation

UNIT IV DIABETES AND OBESITY 9

Types of Diabetes mellitus; Blood glucose regulation; Complications of diabetes – Paediatric and adolescent obesity – Weight control and BMI

UNIT V RESPIRATORY DISEASES 9

Chronic lung disease, Asthma, COPD; Causes - Breathing pattern (Nasal vs mouth), Smoking – Diagnosis - Pulmonary function testing

TOTAL: 45 PERIODS

TEXT BOOKS:

1. R.Kumar&Meenal Kumar, "Guide to Prevention of Lifestyle Diseases", Deep & Deep Publications, 2003
2. Gary Eggar et al, "Lifestyle Medicine", 3rd Edition, Academic Press, 2017

REFERENCES:

1. James M.R, "Lifestyle Medicine", 2nd Edition, CRC Press, 2013
2. Akira Miyazaki et al, "New Frontiers in Lifestyle-Related Disease", Springer, 2008

OBT357 **BIOTECHNOLOGY IN HEALTH CARE** **L T P C**
3 0 0 3

COURSE OBJECTIVES

The aim of this course is to

- Create higher standard of knowledge on healthcare system and services
- Prioritize advanced technologies for the diagnosis and treatment of various diseases

UNIT I PUBLIC HEALTH 9

Definition and Concept of Public Health, Historical aspects of Public Health, Changing Concepts of Public Health, Public Health versus Medical Care, Unique Features of Public Health, Determinants of Health (Social, Economic, Cultural, Environmental, Education, Genetics, Food and Nutrition). Indicators of health, Burden of disease, Role of different disciplines in Public Health.

UNIT II CLINICAL DISEASES 9

Communicable diseases: Chickenpox / Shingles, COVID-19, Tuberculosis, Hepatitis B, Hepatitis C, HIV / AIDS, Influenza, Swine flu. Non Communicable diseases: Diabetes mellitus, atherosclerosis, fatty liver, Obesity, Cancer

UNIT III VACCINOLOGY 9

History of Vaccinology, conventional approaches to vaccine development, live attenuated and killed vaccines, adjuvants, quality control, preservation and monitoring of microorganisms in seed lot systems. Instruments related to monitoring of temperature, sterilization, environment.

UNIT IV OUTPATIENT & IN PATIENT SERVICES 9

Radiotherapy, Nuclear medicine, surgical units, OT Medical units, G & Obs. units Pediatric, neonatal units, Critical care units, Physical medicine & Rehabilitation, Neurology, Gastroenterology, Endoscopy, Pulmonology, Cardiology.

UNIT V BASICS OF IMAGING MODALITIES 9

Diagnostic X-rays - Computer tomography – MRI – Ultrasonography – Endoscopy – Thermography – Different types of biotelemetry systems.

TOTAL: 45 PERIODS

TEXT BOOKS

1. Joseph J.carr and John M. Brown, Introduction to Biomedical Equipment Technology, John Wiley and sons, New York, 4th Edition, 2012.
2. Thomas M. Devlin.Textbook of Biochemistry with clinical correlations. Wiley Liss Publishers
3. The Vaccine Book (2nd Ed.), Rafi Ahmed, Roy M. Anderson et. al.Editor(s): Barry R. Bloom, PaulHenri Lambert, Academic Press, 2016, Pages xxi-xxiv.

REFERENCE BOOKS

1. Suh, Sang, Gurupur, Varadraj P., Tanik, Murat M., Health Care Systems, Technology and Techniques, Springer, 1st Edition, 2011
2. Burtis & Ashwood W.B. Tietz Textbook of Clinical chemistry. Saunders Company
3. Levine, M. M. (2004). New Generation Vaccines. New York: M. Dekker

VERTICAL 1: FINTECH AND BLOCK CHAIN

CMG331

FINANCIAL MANAGEMENT

L T P C
3 0 0 3

LEARNING OBJECTIVES

- To acquire the knowledge of the decision areas in finance.
- To learn the various sources of Finance
- To describe about capital budgeting and cost of capital.
- To discuss on how to construct a robust capital structure and dividend policy
- To develop an understanding of tools on Working Capital Management.

UNIT I INTRODUCTION TO FINANCIAL MANGEMENT 9

Definition and Scope of Finance Functions - Objectives of Financial Management - Profit Maximization and Wealth Maximization- Time Value of money- Risk and return concepts.

UNIT II SOURCES OF FINANCE 9

Long term sources of Finance -Equity Shares – Debentures - Preferred Stock – Features – Merits and Demerits. Short term sources - Bank Sources, Trade Credit, Overdrafts, Commercial Papers, Certificate of Deposits, Money market mutual funds etc

UNIT III INVESTMENT DECISIONS: 9

Investment Decisions: capital budgeting – Need and Importance – Techniques of Capital Budgeting – Payback -ARR – NPV – IRR –Profitability Index.

Cost of Capital - Cost of Specific Sources of Capital - Equity -Preferred Stock- Debt - Reserves - Concept and measurement of cost of capital - Weighted Average Cost of Capital.

UNIT IV FINANCING AND DIVIDEND DECISION 9

Operating Leverage and Financial Leverage- EBIT-EPS analysis. Capital Structure – determinants of Capital structure- Designing an Optimum capital structure .

Dividend policy - Aspects of dividend policy - practical consideration - forms of dividend policy - - Determinants of Dividend Policy

UNIT V WORKING CAPITAL DECISION 9

Working Capital Management: Working Capital Management - concepts - importance - Determinants of Working capital. Cash Management: Motives for holding cash – Objectives and Strategies of Cash Management. Receivables Management: Objectives - Credit policies.

TOTAL : 45 PERIODS

TEXT BOOKS

1. M.Y. Khan and P.K.Jain Financial management, Text, Tata McGraw Hill
2. M. Pandey Financial Management, Vikas Publishing House Pvt. Ltd

REFERENCES .

1. James C. Vanhorne –Fundamentals of Financial Management– PHI Learning,.
2. Prasanna Chandra, Financial Management,
3. Srivatsava, Mishra, Financial Management, Oxford University Press, 2011

COURSE OBJECTIVES:

- Describe the investment environment in which investment decisions are taken.
- Explain how to Value bonds and equities
- Explain the various approaches to value securities
- Describe how to create efficient portfolios through diversification
- Discuss the mechanism of investor protection in India.

UNIT I THE INVESTMENT ENVIRONMENT 9

The investment decision process, Types of Investments – Commodities, Real Estate and Financial Assets, the Indian securities market, the market participants and trading of securities, security market indices, sources of financial information, Concept of return and risk, Impact of Taxes and Inflation on return.

UNIT II FIXED INCOME SECURITIES 9

Bond features, types of bonds, estimating bond yields, Bond Valuation types of bond risks, default risk and credit rating.

UNIT III APPROACHES TO EQUITY ANALYSIS 9

Introduction to Fundamental Analysis, Technical Analysis and Efficient Market Hypothesis, dividend capitalisation models, and price-earnings multiple approach to equity valuation.

UNIT IV PORTFOLIO ANALYSIS AND FINANCIAL DERIVATIVES 9

Portfolio and Diversification, Portfolio Risk and Return; Mutual Funds; Introduction to Financial Derivatives; Financial Derivatives Markets in India

UNIT V INVESTOR PROTECTION 9

Role of SEBI and stock exchanges in investor protection; Investor grievances and their redressal system, insider trading, investors' awareness and activism

TOTAL : 45 PERIODS**REFERENCES**

1. Charles P. Jones, Gerald R. Jensen. Investments: analysis and management. Wiley, 14TH Edition, 2019.
2. Chandra, Prasanna. Investment analysis and portfolio management. McGraw-hill education, 5th, Edition, 2017.
3. Rustagi, R. P. Investment Management Theory and Practice. Sultan Chand & Sons, 2021.
4. Zvi Bodie, Alex Kane, Alan J Marcus, Pitabhus Mohanty, Investments, McGraw Hill Education (India), 11 Edition (SIE), 2019

COURSE OBJECTIVES

- Understand the Banking system in India
- Grasp how banks raise their sources and how they deploy it
- Understand the development in banking technology
- Understand the financial services in India
- Understand the insurance Industry in India

UNIT I	INTRODUCTION TO INDIAN BANKING SYSTEM	9
Overview of Banking system – Structure – Functions –Banking system in India - Key Regulations in Indian Banking sector –RBI. Relationship between Banker and Customer - Retail & Wholesale Banking – types of Accounts - Opening and operation of Accounts.		
UNIT II	MANAGING BANK FUNDS/ PRODUCTS	9
Liquid Assets - Investment in securities - Advances - Loans.Negotiable Instruments – Cheques, Bills of Exchange & Promissory Notes.Designing deposit schemes– Asset and Liability Management – NPA’s – Current issues on NPA’s – M&A’s of banks into securities market		
UNIT III	DEVELOPMENT IN BANKING TECHNOLOGY	9
Payment system in India – paper based – e payment –electronic banking –plastic money – e-money –forecasting of cash demand at ATM’s –The Information Technology Act, 2000 in India – RBI’s Financial Sector Technology vision document – security threats in e-banking & RBI’s Initiative.		
UNIT IV	FINANCIAL SERVICES	9
Introduction – Need for Financial Services – Financial Services Market in India – NBFC — Leasing and Hire Purchase — mutual funds. Venture Capital Financing –Bill discounting –factoring – Merchant Banking		
UNIT V	INSURANCE	9
Insurance –Concept - Need - History of Insurance industry in India. Insurance Act, 1938 –IRDA – Regulations – Life Insurance - Annuities and Unit Linked Policies - Lapse of the Policy – revival – settlement of claim		

TOTAL : 45 PERIODS

REFERENCES :

1. Padmalatha Suresh and Justin Paul, “Management of Banking and Financial Services, Pearson, Delhi, 2017.
2. Meera Sharma, “Management of Financial Institutions – with emphasis on Bank and Risk Management”, PHI Learning Pvt. Ltd., New Delhi 2010
3. Peter S. Rose and Sylvia C. and Hudgins, “Bank Management and Financial Services”, Tata McGraw Hill, New Delhi, 2017



CMG334	INTRODUCTION TO BLOCKCHAIN AND ITS APPLICATIONS	LT P C 3 0 0 3
---------------	--	---------------------------

UNIT I	INTRODUCTION TO BLOCKCHAIN	9
Blockchain: The growth of blockchain technology - Distributed systems - The history of blockchain and Bitcoin - Features of a blockchain - Types of blockchain, Consensus: Consensus mechanism - Types of consensus mechanisms - Consensus in blockchain. Decentralization: Decentralization using blockchain - Methods of decentralization - Routes to decentralization- Blockchain and full ecosystem decentralization - Smart contracts - Decentralized Organizations- Platforms for decentralization.		

UNIT II INTRODUCTION TO CRYPTOCURRENCY 9
 Bitcoin – Digital Keys and Addresses – Transactions – Mining – Bitcoin Networks and Payments – Wallets – Alternative Coins – Theoretical Limitations – Bitcoin limitations – Name coin – Prime coin – Zcash – Smart Contracts – Ricardian Contracts- Deploying smart contracts on a blockchain

UNIT III ETHEREUM 9
 Introduction - The Ethereum network - Components of the Ethereum ecosystem - Transactions and messages - Ether cryptocurrency / tokens (ETC and ETH) - The Ethereum Virtual Machine (EVM), Ethereum Development Environment: Test networks - Setting up a private net - Starting up the private network

UNIT IV WEB3 AND HYPERLEDGE 9
 Introduction to Web3 – Contract Deployment – POST Requests – Development Frameworks – Hyperledger as a Protocol – The Reference Architecture – Hyperledger Fabric – Distributed Ledger – Corda.

UNIT V EMERGING TRENDS 9
 Kadena – Ripple – Rootstock – Quorum – Tendermint – Scalability – Privacy – Other Challenges – Blockchain Research – Notable Projects – Miscellaneous Tools.

TOTAL : 45 PERIODS

REFERENCE

1. Imran. Bashir. Mastering block chain: Distributed Ledger Technology, Decentralization, and Smart Contracts Explained. Packt Publishing, 2nd Edition, 2018
2. Peter Borovykh , Blockchain Application in Finance, Blockchain Driven, 2nd Edition, 2018
3. ArshdeepBahga, Vijay Madiseti, “Blockchain Applications: A Hands On Approach”, VPT, 2017.

**CMG335 FINTECH PERSONAL FINANCE AND PAYMENTS LT P C
 3 0 0 3**

UNIT I CURRENCY EXCHANGE AND PAYMENT 9
 Understand the concept of Crypto currency- Bitcoin and Applications -Cryptocurrencies and Digital Crypto Wallets -Types of Cryptocurrencies - Cryptocurrencies and Applications, block chain, Artificial Intelligence, machine learning. Fintech users, Individual Payments, RTGS Systems, Immediate Page 54 of 90 Payment Service (IMPS), Unified Payments Interface (UPI).Legal and Regulatory Implications of Crypto currencies, Payment systems and their regulations.Digital Payments Smart Cards, Stored-Value Cards, EC Micropayments, Payment Gateways, Mobile Payments, Digital and Virtual Currencies, Security, Ethical, Legal, Privacy, and Technology Issues

UNIT II DIGITAL FINANCE AND ALTERNATIVE FINANCE 9
 A Brief History of Financial Innovation, Digitization of Financial Services, Crowd funding, Charity and Equity,. Introduction to the concept of Initial Coin Offering

UNIT III INSURETECH 9
 InsurTech Introduction , Business model disruption AI/ML in InsurTech • IoT and InsurTech ,Risk Modeling ,Fraud Detection Processing claims and Underwriting Innovations in Insurance Services

UNIT IV PEER TO PEER LENDING 9
 P2P and Marketplace Lending, New Models and New Products in market place lending P2P Infrastructure and technologies , Concept of Crowdfunding Crowdfunding Architecture and Technology ,P2P and Crowdfunding unicorns and business models , SME/MSME Lending: Unique opportunities and Challenges, Solutions and Innovations

UNIT V REGULATORY ISSUES 9
 FinTech Regulations: Global Regulations and Domestic Regulations, Evolution of RegTech, RegTech Ecosystem: Financial Institutions, RegTech Ecosystem: StartupsRegTech, Startups: Challenges, RegTech Ecosystem: Regulators, Use of AI in regulation and Fraud detection

TOTAL : 45 PERIODS

REFERENCE

1. Swanson Seth, Fintech for Beginners: Understanding and Utilizing the power of technology, Createspace Independent Publishing Platform,2016.
2. Models AuTanda, Fintech Bigtech And Banks Digitalization and Its Impact On Banking Business, Springer, 2019
3. Henning Diedrich, Ethereum: Blockchains, Digital Assets, Smart Contracts, Decentralized Autonomous Organizations, Wildfire Publishing, 2016
4. Jacob William, FinTech:TheBeginner's Guide to Financial Technology, Createspace Independent Publishing Platform, 2016
5. IIBF, Digital Banking, Taxmann Publication, 2016
6. Jacob William, Financial Technology, Create space Independent Pub, 2016
7. Luke Sutton, Financial Technology: Bitcoin & Blockchain, Createspace Independent Pub, 2016

**CMG336 INTRODUCTION TO FINTECH LT P C
 3 0 0 3**

COURSE OBJECTIVES:

- To learn about history, importance and evolution of Fintech
- To acquire the knowledge of Fintech in payment industry
- To acquire the knowledge of Fintech in insurance industry
- To learn the Fintech developments around the world
- To know about the future of Fintech

UNIT I INTRODUCTION 9
 Fintech - Definition, History, concept, meaning, architecture, significance, Goals, key areas in Fintech, Importance of Fintech, role of Fintech in economic development, opportunities and challenges in Fintech, Evolution of Fintech in different sectors of the industry - Infrastructure, Banking Industry, Startups and Emerging Markets, recent developments in FinTech, future prospects and potential issues with Fintech.

UNIT II PAYMENT INDUSTRY 9
 FinTech in Payment Industry-Multichannel digital wallets, applications supporting wallets, onboarding and KYC application, FinTech in Lending Industry- Formal lending, Informal lending, P2P lending, POS lending, Online lending, Payday lending, Microfinance, Crowdfunding.

UNIT III INSURANCE INDUSTRY**9**

FinTech in Wealth Management Industry-Financial Advice, Automated investing, Socially responsible investing, Fractional Investing, Social Investing. FinTech in Insurance Industry- P2P insurance, On-Demand Insurance, On-Demand Consultation, Customer engagement through Quote to sell, policy servicing, Claims Management, Investment linked health insurance.

UNIT IV FINTECH AROUND THE GLOBE**9**

FinTech developments - US, Europe and UK, Germany, Sweden, France, China, India, Africa, Australia, New Zealand, Brazil and Middle East, Regulatory and Policy Assessment for Growth of FinTech. FinTech as disruptors, Financial institutions collaborating with FinTech companies, The new financial world.

UNIT V FUTURE OF FINTECH**9**

How emerging technologies will change financial services, the future of financial services, banking on innovation through data, why FinTech banks will rule the world, The FinTech Supermarket, Banks partnering with FinTech start-ups, The rise of BankTech, Fintech impact on Retail Banking, A future without money, Ethics in Fintech.

TOTAL : 45 PERIODS**REFERENCES**

1. Arner D., Barbers J., Buckley R, The evolution of FinTech: a new post crisis paradigm, University of New South Wales Research Series, 2015
2. Susanne Chishti, Janos Barberis, The FINTECH Book: The Financial Technology Handbook for Investors, Entrepreneurs and Visionaries, Wiley Publications, 2016
3. Richard Hayen, FinTech: The Impact and Influence of Financial Technology on Banking and the Finance Industry, 2016
4. Parag Y Arjunwadkar, FinTech: The Technology Driving Disruption in the financial service industry CRC Press, 2018
5. Sanjay Phadke, Fintech Future : The Digital DNA of Finance Paperback .Sage Publications, 2020
6. Pranay Gupta, T. Mandy Tham, Fintech: The New DNA of Financial Services Paperback, 2018

VERTICAL 2: ENTREPRENEURSHIP**FOUNDATIONS OF ENTREPRENEURSHIP****CMG337****L T P C
3 0 0 3****COURSE OBJECTIVES**

- To develop and strengthen the entrepreneurial quality and motivation of learners.
- To impart the entrepreneurial skills and traits essential to become successful entrepreneurs.
- To apply the principles and theories of entrepreneurship and management in Technology oriented businesses.
- To empower the learners to run a Technology driven business efficiently and effectively

UNIT I INTRODUCTION TO ENTREPRENEURSHIP 9

Entrepreneurship- Definition, Need, Scope - Entrepreneurial Skill & Traits - Entrepreneur vs. Intrapreneur; Classification of entrepreneurs, Types of entrepreneurs -Factors affecting entrepreneurial development – Achievement Motivation – Contributions of Entrepreneurship to Economic Development.

UNIT II BUSINESS OWNERSHIP & ENVIRONMENT 9

Types of Business Ownership – Business Environmental Factors – Political-Economic-Sociological-Technological-Environmental-Legal aspects – Human Resources Mobilisation-Basics of Managing Finance- Essentials of Marketing Management - Production and Operations Planning – Systems Management and Administration

UNIT III FUNDAMENTALS OF TECHNOPRENEURSHIP 9

Introduction to Technopreneurship - Definition, Need, Scope- Emerging Concepts- Principles - Characteristics of a technopreneur - Impacts of Technopreneurship on Society – Economy- Job Opportunities in Technopreneurship - Recent trends

UNIT IV APPLICATIONS OF TECHNOPRENEURSHIP 9

Technology Entrepreneurship - Local, National and Global practices - Intrapreneurship and Technology interactions, Networking of entrepreneurial activities – Launching - Managing Technology based Product / Service entrepreneurship – Success Stories of Technopreneurs - Case Studies

UNIT V EMERGING TRENDS IN ENTREPRENEURSHIP 9

Effective Business Management Strategies For Franchising - Sub-Contracting- Leasing- Technopreneurs – Agripreneurs - Netpreneurs- Portfolio entrepreneurship - NGO Entrepreneurship – Recent Entrepreneurial Developments - Local – National – Global perspectives.

TOTAL45 : PERIODS

COURSE OUTCOMES:

Upon completion of this course, the student should be able to:

CO 1 Learn the basics of Entrepreneurship

CO 2 Understand the business ownership patterns and environment

CO 3 Understand the Job opportunities in Industries relating to Technopreneurship

CO 4 Learn about applications of technopreneurship and successful technopreneurs

CO 5 Acquaint with the recent and emerging trends in entrepreneurship

TEXT BOOKS:

- 1) S.S.Khanka, "Entrepreneurial Development" S.Chand & Co. Ltd. Ram Nagar New Delhi, 2021.
- 2) Donal F Kuratko Entrepreneurship (11th Edition) Theory, Process, Practice by Published 2019 by Cengage Learning,

REFERENCES :

- 1) Daniel Mankani. 2003. Technopreneurship: The successful Entrepreneur in the new Economy. Prentice Hall
- 2) Edward Elgar. 2007. Entrepreneurship, Cooperation and the Firm: The Emergence and Survival of High-Technology Ventures in Europe. Edi: Jan Ulijn, Dominique Drillon, and Frank Lasch. Wiley Pub.
- 3) Lang, J. 2002, The High Tech Entrepreneur's Handbook, Ft.com.
- 4) David Sheff 2002, China Dawn: The Story of a Technology and Business Revolution,
- 5) HarperBusiness, <https://fanny.staff.uns.ac.id/files/2013/12/Technopreneur-BASED-EDUCATION-REVOLUTION.pdf>

- 6) JumpStart: A Technopreneurship Fable, Dennis Posadas, (Singapore: Pearson Prentice Hall, 2009
- 7) Basics of Technopreneurship: Module 1.1-1.2, Frederico Gonzales, President-PESO Inc; M. Barcelon, UP
- 8) Journal articles pertaining to Entrepreneurship

CMG338 TEAM BUILDING & LEADERSHIP MANAGEMENT FOR BUSINESS

L T P C
3 0 0 3

COURSE OBJECTIVES

- To develop and strengthen the Leadership qualities and motivation of learners.
- To impart the Leadership skills and traits essential to become successful entrepreneurs.
- To apply the principles and theories of Team Building in managing Technology oriented businessess.
- To empower the learners to build robust teams for running and leading a business efficiently and effectively

UNIT I INTRODUCTION TO MANAGING TEAMS 9

Introduction to Team - Team Dynamics - Team Formation – Stages of Team Development - Enhancing teamwork within a group - Team Coaching - Team Decision Making - Virtual Teams - Self Directed Work Teams (SDWTs) -Multicultural Teams.

UNIT II MANAGING AND DEVELOPING EFFECTIVE TEAMS 9

Team-based Organisations- Leadership roles in team-based organisations - Offsite training and team development - Experiential Learning - Coaching and Mentoring in team building - Building High-Performance Teams - Building Credibility and Trust - Skills for Developing Others - Team Building at the Top - Leadership in Teamwork Effectiveness.

UNIT III INTRODUCTION TO LEADERSHIP 9

Introduction to Leadership - Leadership Myths – Characteristics of Leader, Follower and Situation - Leadership Attributes - Personality Traits and Leadership- Intelligence Types and Leadership - Power and Leadership - Delegation and Empowerment .

UNIT IV LEADERSHIP IN ORGANISATIONS 9

Leadership Styles – LMX Theory- Leadership Theory and Normative Decision Model - Situational Leadership Model - Contingency Model and Path Goal Theory – Transactional and Transformational Leadership - Charismatic Leadership - Role of Ethics and Values in Organisational Leadership.

UNIT V LEADERSHIP EFFECTIVENESS 9

Leadership Behaviour - Assessment of Leadership Behaviors - Destructive Leadership - Motivation and Leadership - Managerial Incompetence and Derailment Conflict Management - Negotiation and Leadership - Culture and Leadership - Global Leadership – Recent Trends in Leadership.

TOTAL 45 : PERIODS

COURSE OUTCOMES

Upon completion of this course, the student should be able to:
CO 1 Learn the basics of managing teams for business.

- CO 2 Understand developing effective teams for business management.
 CO 3 Understand the fundamentals of leadership for running a business.
 CO 4 Learn about the importance of leadership for business development.
 CO 5 Acquaint with emerging trends in leadership effectiveness for entrepreneurs.”

REFERENCES :

1. Hughes, R.L., Ginnett, R.C., & Curphy, G.J., Leadership: Enhancing the lessons of experience ,9th Ed, McGraw Hill Education, Chennai, India. (2019).
2. Katzenback, J.R., Smith, D.K., The Wisdom of Teams: Creating the High Performance Organisations, Harvard Business Review Press, (2015).
3. Haldar, U.K., Leadership and Team Building, Oxford University Press, (2010).
4. Daft, R.L., The Leadership Experience, Cengage, (2015).
5. Daniel Levi, Group Dynamics for Teams ,4th Ed, (2014), Sage Publications.
6. Dyer, W. G., Dyer, W. G., Jr., & Dyer, J. H..Team building: Proven strategies for improving team performance, 5th ed, Jossey-Bass, (2013).

CMG339 CREATIVITY & INNOVATION IN ENTREPRENEURSHIP

L T P C
3 0 0 3

COURSE OBJECTIVES

- To develop the creativity skills among the learners
- To impart the knowledge of creative intelligence essential for entrepreneurs
- To know the applications of innovation in entrepreneurship.
- To develop innovative business models for business.

UNIT I CREATIVITY 9

Creativity: Definition- Forms of Creativity-Essence, Elaborative and Expressive Creativities- Quality of Creativity-Existential, Entrepreneurial and Empowerment Creativities – Creative Environment-Creative Technology- - Creative Personality and Motivation.

UNIT II CREATIVE INTELLIGENCE 9

Creative Intelligence: Convergent thinking ability – Traits Congenial to creativity – Creativity Training--Criteria for evaluating Creativity-Credible Evaluation- Improving the quality of our creativity – Creative Tools and Techniques - Blocks to creativity- fears and Disabilities- Strategies for Unblocking- Designing Creativity Enabling Environment.

UNIT III INNOVATION 9

Innovation: Definition- Levels of Innovation- Incremental Vs Radical Innovation-Product Innovation and Process- Technological, Organizational Innovation – Indicators- Characteristics of Innovation in Different Sectors. Theories in Innovation and Creativity- Design Thinking and Innovation- Innovation as Collective Change-Innovation as a system

UNIT IV INNOVATION AND ENTREPRENEURSHIP 9

Innovation and Entrepreneurship: Entrepreneurial Mindset , Motivations and Behaviours- Opportunity Analysis and Decision Making- Industry Understanding - Entrepreneurial Opportunities- Entrepreneurial Strategies – Technology Pull/Market Push – Product -Market fit

Unit V INNOVATIVE BUSINESS MODELS 9

Innovative Business Models: Customer Discovery-Customer Segments-Prospect Theory and Developing Value Propositions- Developing Business Models: Elements of Business Models – Innovative Business Models: Elements, Designing Innovative Business Models- Responsible Innovation and Creativity.

TOTAL 45 : PERIODS

COURSE OUTCOMES

Upon completion of this course, the student should be able to:

- CO 1 Learn the basics of creativity for developing Entrepreneurship
- CO 2 Understand the importance of creative intelligence for business growth
- CO 3 Understand the advances through Innovation in Industries
- CO 4 Learn about applications of innovation in building successful ventures
- CO 5 Acquaint with developing innovative business models to run the business efficiently and effectively

Suggested Readings:

Creativity and Innovation in Entrepreneurship, Kankha, Sultan Chand Pradip N Khandwalla, Lifelong Creativity, An Unending Quest, Tata Mc Graw Hill, 2004.
Paul Trott, Innovation Management and New Product Development, 4e, Pearson, 2018.
Vinnie Jauhari, Sudanshu Bhushan, Innovation Management, Oxford Higher Education, 2014.
Innovation Management, C.S.G. Krishnamacharyulu, R. Lalitha, Himalaya Publishing House, 2010.
A. Dale Timpe, Creativity, Jaico Publishing House, 2003.
Brian Clegg, Paul Birch, Creativity, Kogan Page, 2009.
Strategic Innovation: Building and Sustaining Innovative Organizations- Course Era, Raj Echambadi.

CMG340 PRINCIPLES OF MARKETING MANAGEMENT FOR BUSINESS

**L T P C
3 0 0 3**

COURSE OBJECTIVES:

- To provide basic knowledge of concepts, principles, tools and techniques of marketing for entrepreneurs
- To provide an exposure to the students pertaining to the nature and Scope of marketing, which they are expected to possess when they enter the industry as practitioners.
- To give them an understanding of fundamental premise underlying market driven strategies and the basic philosophies and tools of marketing management for business owners.

UNIT I INTRODUCTION TO MARKETING MANAGEMENT 9

Introduction - Market and Marketing – Concepts- Functions of Marketing - Importance of Marketing - Marketing Orientations - Marketing Mix-The Traditional 4Ps - The Modern Components of the Mix - The Additional 3Ps - Developing an Effective Marketing Mix.

UNIT II MARKETING ENVIRONMENT 9

Introduction - Environmental Scanning - Analysing the Organisation's Micro Environment and Macro Environment - Differences between Micro and Macro Environment – Techniques of Environment Scanning - Marketing organization - Marketing Research and the Marketing Information System, Types and Components.

UNIT III PRODUCT AND PRICING MANAGEMENT 9

Product- Meaning, Classification, Levels of Products – Product Life Cycle (PLC) - Product Strategies - Product Mix - Packaging and Labelling - New Product Development - Brand and Branding - Advantages and disadvantages of branding Pricing - Factors Affecting Price Decisions - Cost Based Pricing - Value Based and Competition Based Pricing - Pricing Strategies - National and Global Pricing.

UNIT IV PROMOTION AND DISTRIBUTION MANAGEMENT 9

Introduction to Promotion – Marketing Channels- Integrated Marketing Communications (IMC) - Introduction to Advertising and Sales Promotion – Basics of Public Relations and Publicity - Personal Selling - Process - Direct Marketing - Segmentation, Targeting and Positioning (STP)- Logistics Management- Introduction to Retailing and Wholesaling.

UNIT V CONTEMPORARY ISSUES IN MARKETING MANAGEMENT 9

Introduction - Relationship Marketing Vs. Relationship Management - Customer Relationship Management (CRM) - Forms of Relationship Management - CRM practices - Managing Customer Loyalty and Development – Buyer-Seller Relationships- Buying Situations in Industrial / Business Market - Buying Roles in Industrial Marketing - Factors that Influence Business - Services Marketing - E-Marketing or Online Marketing.

TOTAL 45 : PERIODS

COURSE OUTCOMES:

After completion of this course, the students will be able to :

CO1 Have the awareness of marketing management process

CO 2 Understand the marketing environment

CO 3 Acquaint about product and pricing strategies

CO 4 Knowledge of promotion and distribution in marketing management.

CO 5 Comprehend the contemporary marketing scenarios and offer solutions to marketing issues.

REFERENCES:

1. Marketing Management, Sherlekar S.A, Himalaya Publishing House, 2016.
2. Marketing Management , Philip Kotler and Kevin Lane Keller, PHI 15th Ed, 2015.
- 3 Marketing Management- An Indian perspective, Vijay Prakash Anand, Biztantra, Second edition, 2016.
4. Marketing Management Global Perspective, Indian Context, V.S.Ramaswamy & S.Namakumari, Macmillan Publishers India,5th edition, 2015.
5. Marketing Management, S.H.H. Kazmi, 2013, Excel Books India.
6. Marketing Management- text and Cases, Dr. C.B.Gupta & Dr. N.Rajan Nair, 17th edition, 2016.

CMG341 HUMAN RESOURCE MANAGEMENT FOR ENTREPRENEURS

L	T	P	C
3	0	0	3

COURSE OBJECTIVES:

- To introduce the basic concepts, structure and functions of human resource management for entrepreneurs.
- To create an awareness of the roles, functions and functioning of human resource department.
- To understand the methods and techniques followed by Human Resource Management practitioners.

UNIT I INTRODUCTION TO HRM **9**
Concept, Definition, Objectives- Nature and Scope of HRM - Evolution of HRM - HR Manager Roles- Skills - Personnel Management Vs. HRM - Human Resource Policies - HR Accounting - HR Audit - Challenges in HRM.

UNIT II HUMAN RESOURCE PLANNING **9**
HR Planning - Definition - Factors- Tools - Methods and Techniques - Job analysis- Job rotation- Job Description - Career Planning - Succession Planning - HRIS - Computer Applications in HR - Recent Trends

UNIT III RECRUITMENT AND SELECTION **9**
Sources of recruitment- Internal Vs. External - Domestic Vs. Global Sources -eRecruitment - Selection Process- Selection techniques -eSelection- Interview Types- Employee Engagement.

UNIT IV TRAINING AND EMPLOYEE DEVELOPMENT **9**
Types of Training - On-The-Job, Off-The-Job - Training Needs Analysis – Induction and Socialisation Process - Employee Compensation - Wages and Salary Administration – Health and Social Security Measures- Green HRM Practices

UNIT V CONTROLLING HUMAN RESOURCES **9**
Performance Appraisal – Types - Methods - Collective Bargaining - Grievances Redressal Methods – Employee Discipline – Promotion – Demotion - Transfer – Dismissal - Retrenchment - Union Management Relationship - Recent Trends

TOTAL 45 : PERIODS

COURSE OUTCOMES:

Upon completion of this course the learners will be able:

- CO 1 To understand the Evolution of HRM and Challenges faced by HR Managers
- CO 2 To learn about the HR Planning Methods and practices.
- CO 3 To acquaint about the Recruitment and Selection Techniques followed in Industries.
- CO 4 To known about the methods of Training and Employee Development.
- CO 5 To comprehend the techniques of controlling human resources in organisations.

REFERENCES

- 1) Gary Dessler and Biju Varkkey, Human Resource Management, 14e , Pearson, 2015.
- 2) Mathis and Jackson, Human Resource Management, Cengage Learning 15e, 2017.
- 3) David A. Decenzo, Stephen.P.Robbins, and Susan L. Verhulst, Human Resource Management, Wiley, International Student Edition, 11th Edition, 2014
- 4) R. Wayne Mondy, Human Resource Management, Pearson , 2015.
- 5) Luis R.Gomez-Mejia, David B.Balkin, Robert L Cardy. Managing Human Resource. PHI Learning. 2012
- 6) John M. Ivancevich, Human Resource Management,12e, McGraw Hill Irwin,2013.
- 7) K. Aswathappa, Sadhna Dash , Human Resource Management - Text and Cases , 9th Edition, McGraw Hill, 2021.
- 8) Uday Kumar Haldar, Juthika Sarkar. Human Resource management. Oxford. 2012

COURSE OBJECTIVES

- To develop the basics of business venture financing.
- To impart the knowledge essential for entrepreneurs for financing new ventures.
- To acquaint the learners with the sources of debt and equity financing.
- To empower the learners towards fund raising for new ventures effectively.

UNIT I ESSENTIALS OF NEW BUSINESS VENTURE 9

Setting up new Business Ventures – Need - Scope - Franchising - Location Strategy, Registration Process - State Directorate of Industries- Financing for New Ventures - Central and State Government Agencies - Types of loans – Financial Institutions - SFC, IDBI, NSIC and SIDCO.

UNIT II INTRODUCTION TO VENTURE FINANCING 9

Venture Finance – Definition – Historic Background - Funding New Ventures- Need – Scope – Types - Cost of Project - Means of Financing - Estimation of Working Capital - Requirement of funds – Mix of Debt and Equity - Challenges and Opportunities.

UNIT III SOURCES OF DEBT FINANCING 9

Fund for Capital Assets - Term Loans - Leasing and Hire-Purchase - Money Market instruments – Bonds, Corporate Papers – Preference Capital- Working Capital Management- Fund based Credit Facilities - Cash Credit - Over Draft.

UNIT IV SOURCES OF EQUITY FINANCING 9

Own Capital, Unsecured Loan - Government Subsidies , Margin Money- Equity Funding - Private Equity Fund- Schemes of Commercial banks - Angel Funding – Crowdfunding- Venture Capital.

UNIT V METHODS OF FUND RAISING FOR NEW VENTURES 9

Investor Decision Process - Identifying the appropriate investors- Targeting investors- Developing Relationships with investors - Investor Selection Criteria- Company Creation- Raising Funds - Seed Funding- VC Selection Criteria – Process- Methods- Recent Trends

TOTAL 45 : PERIODS**COURSE OUTCOMES:**

Upon completion of this course, the students should be able to:

CO 1 Learn the basics of starting a new business venture.

CO 2 Understand the basics of venture financing.

CO 3 Understand the sources of debt financing.

CO 4 Understand the sources of equity financing.

CO 5 Acquaint with the methods of fund raising for new business ventures.

REFERENCES :

- 1) Principles of Corporate Finance by Brealey and Myers et al., 12TH ed, McGraw Hill Education (India) Private Limited, 2018
- 2) Prasanna Chandra, Projects : Planning ,Analysis, Selection ,Financing, Implementation and Review, McGraw Hill Education India Pvt Ltd ,New Delhi , 2019.
- 3) Introduction to Project Finance. Andrew Fight, Butterworth-Heinemann, 2006.
- 4) Metrick, Andrew; Yasuda, Ayako. Venture Capital And The Finance Of Innovation. Venture Capital And The Finance Of Innovation, 2nd Edition, Andrew Metrick And Ayako Yasuda, Eds., John Wiley And Sons, Inc, 2010.

- 5) Feld, Brad; Mendelson, Jason. Venture Deals. Wiley, 2011.
- 6) May, John; Simons, Cal. Every Business Needs An Angel: Getting The Money You Need To Make Your Business Grow. Crown Business, 2001.
- 7) Gompers, Paul Alan; Lerner, Joshua. The Money Of Invention: How Venture Capital Creates New Wealth. Harvard Business Press, 2001.
- 8) Camp, Justin J. Venture Capital Due Diligence: A Guide To Making Smart Investment Choices And Increasing Your Portfolio Returns. John Wiley & Sons, 2002.
- 9) Byers, Thomas. Technology Ventures: From Idea To Enterprise. Mcgraw-Hill Higher Education, 2014.
- 10) Lerner, Josh; Leamon, Ann; Hardyman, Felda. Venture Capital, Private Equity, And The Financing Of Entrepreneurship. 2012.

VERTICAL 3: PUBLIC ADMINISTRATION

CMG343	PRINCIPLES OF PUBLIC ADMINISTRATION	L T P C
		3 0 0 3
	UNIT-I	(9)
	1. Meaning, Nature and Scope of Public Administration	
	2. Importance of Public Administration	
	3. Evolution of Public Administration	
	UNIT-II	(9)
	1. New Public Administration	
	2. New Public Management	
	3. Public and Private Administration	
	UNIT-III	(9)
	1. Relationships with Political Science, History and Sociology	
	2. Classical Approach	
	3. Scientific Management Approach	
	UNIT-IV	(9)
	1. Bureaucratic Approach: Max Weber	
	2. Human Relations Approach : Elton Mayo	
	3. Ecological Approach : Riggs	
	UNIT-V	(9)
	1. Leadership: Leadership - Styles - Approaches	
	2. Communication: Communication Types - Process - Barriers	
	3. Decision Making: Decision Making - Types, Techniques and Processes.	

TOTAL: 45 PERIODS

REFERENCES:

1. Avasthi and Maheswari: Public Administration in India, Agra:Lakshmi Narain Agarwal,2013.
2. Ramesh K Arora: Indian Public Administration, New Delhi: Wishwa Prakashan, 2012.
3. R.B. Jain: Public Administration in India,21st Century Challenges for Good Governance, New Delhi: Deep and Deep, 2002.

4. Rumki Basu: Public Administration: Concept and Theories, New Delhi: Sterling, 2013.
5. R. Tyagi, Public Administration, Atma Ram & Sons, New Delhi, 1983.

CMG344

CONSTITUTION OF INDIA

L T P C
3 0 0 3

UNIT-I

(9)

1. Constitutional Development Since 1909 to 1947
2. Making of the Constitution.
3. Constituent Assembly

UNIT-II

(9)

1. Fundamental Rights
2. Fundamental Duties
3. Directive Principles of State Policy

UNIT-III

(9)

1. President
2. Parliament
3. Supreme Court

UNIT-IV

(9)

1. Governor
2. State Legislature
3. High Court

UNIT-V

(9)

1. Secularism
2. Social Justice
3. Minority Safeguards

TOTAL: 45 PERIODS

REFERENCES:

1. Basu. D.D.: Introduction to Indian Constitution ; Prentice Hall; New Delhi.
2. Kapur. A.C: Indian Government and Political System; S.Chand and Company Ltd., New Delhi.
3. Johari J.C.: Indian Politics, Vishal Publications Ltd, New Delhi
4. Agarwal R.C: Indian Political System; S.Chand & Co., New Delhi

UNIT-I

(9)

1. Meaning, Scope and Importance of Personnel Administration
2. Types of Personnel Systems: Bureaucratic, Democratic and Representative systems

UNIT-II

(9)

1. Generalist Vs Specialist
2. Civil Servants' Relationship with Political Executive
3. Integrity in Administration.

UNIT-III

(9)

1. Recruitment: Direct Recruitment and Recruitment from Within
2. Training: Kinds of Training
3. Promotion

UNIT-IV

(9)

1. All India Services
2. Service Conditions
3. State Public Service Commission

UNIT-V

(9)

1. Employer Employee Relations
2. Wage and Salary Administration
3. Allowances and Benefits

TOTAL: 45 PERIODS**REFERENCES:**

1. Stahl Glean O: Public Personnel Administration
2. Parnandikar Pai V.A: Personnel System for Development Administration.
3. Bhambhiru . P: Bureaucracy and Policy in India.
4. Dwivedi O.P and Jain R.B: India's Administrative state.
5. Muttalis M.A: Union Public Service Commission.
6. Bhakara Rao .V: Employer Employee Relations in India.
7. Davar R.S. Personnel Management & Industrial Relations

CMG346

ADMINISTRATIVE THEORIES

L T P C
3 0 0 3

UNIT I

(9)

Meaning, Scope and significance of Public Administration, Evolution of Public Administration as a discipline and Identity of Public Administration

UNIT II

(9)

Theories of Organization: Scientific Management Theory, Classical Model, Human Relations Theory

UNIT III

(9)

Organization goals and Behaviour, Groups in organization and group dynamics, Organizational Design.

UNIT IV

(9)

Motivation Theories, content, process and contemporary; Theories of Leadership: Traditional and Modern: Process and techniques of decision-making

UNIT V

(9)

Administrative thinkers: Kautilya, Woodrow Willson, C.I. Barnard . Peter Drucker

TOTAL: 45 PERIODS

REFERENCES:

1. Crozier M : The Bureaucratic phenomenon (Chand)
2. Blau. P.M and Scott. W : Formal Organizations (RKP)
3. Presthus. R : The Organizational Society (MAC)
4. Alvi, Shum Sun Nisa : Eminent Administrative Thinkers.
5. Keith Davis : Organization Theory (MAC)

CMG347

INDIAN ADMINISTRATIVE SYSTEM

L T P C
3 0 0 3

UNIT I

(9)

Evolution and Constitutional Context of Indian Administration, Constitutional Authorities: Finance Commission, Union Public Services Commission, Election Commission, Comptroller and Auditor General of India, Attorney General of India

UNIT II

(9)

Role & Functions of the District Collector, Relationship between the District Collector and Superintendent of Police, Role of Block Development Officer in development programmes, Local Government

UNIT III

(9)

Main Features of 73rd Constitutional Amendment Act 1992, Salient Features of 74th Constitutional Amendment Act 1992

UNIT IV

(9)

Coalition politics in India, Integrity and Vigilance in Indian Administration

UNIT V**(9)**

Corruption – Ombudsman, Lok Pal & Lok Ayuktha

TOTAL: 45 PERIODS**REFERENCES:**

1. S.R. Maheswari : Indian Administration
2. Khera. S.S : Administration in India
3. Ramesh K. Arora : Indian Public Administration
4. T.N. Chaturvedi : State administration in India
5. Basu, D.D : Introduction to the Constitution of India

CMG348**PUBLIC POLICY ADMINISTRATION****L T P C
3 0 0 3****UNIT-I****(9)**

Meaning and Definition of Public Policy - Nature, Scope and Importance of public policy – Public policy relationship with social sciences especially with political science and Public Administration.

UNIT-II**(9)**

Approaches in Policy Analysis - Institutional Approach – Incremental Approach and System's Approach – Dror's Optimal Model

UNIT-III**(9)**

Major stages involved in Policy making Process – Policy Formulation – Policy Implementation – Policy Evaluation.

UNIT-IV**(9)**

Institutional Framework of Policy making – Role of Bureaucracy – Role of Interest Groups and Role of Political Parties.

UNIT-V**(9)**

Introduction to the following Public Policies – New Economic Policy – Population Policy – Agriculture policy - Information Technology Policy.

TOTAL: 45 PERIODS**REFERENCES:**

1. Rajesh Chakrabarti & Kaushik Sanyal : Public Policy in India, Oxford University Press, 2016.
2. Kuldeep Mathur : Public Policy and Politics in India, Oxford University Press, 2016.
3. Bidyutv Chakrabarty: Public Policy: Concept, Theory and Practice, 2015.
4. Pradeep Saxena : Public Policy Administration and Development
5. Sapru R.K. : Public Policy: Formulation, Implementation and Evaluation, Sterling Publishers, 2016.

VERTICAL 4: BUSINESS DATA ANALYTICS

CMG349

STATISTICS FOR MANAGEMENT

L T P C
3 0 0 3

COURSE OBJECTIVE:

- To learn the applications of statistics in business decision making.

UNIT I INTRODUCTION

9

Basic definitions and rules for probability, Baye's theorem and random variables, Probability distributions: Binomial, Poisson, Uniform and Normal distributions.

UNIT II SAMPLING DISTRIBUTION AND ESTIMATION

9

Introduction to sampling distributions, Central limit theorem and applications, sampling techniques, Point and Interval estimates of population parameters.

UNIT III TESTING OF HYPOTHESIS - PARAMETIRC TESTS

9

Hypothesis testing: one sample and two sample tests for means of large samples (z-test), one sample and two sample tests for means of small samples (t-test), ANOVA one way.

UNIT IV NON-PARAMETRIC TESTS

9

Chi-square tests for independence of attributes and goodness of fit, Kolmogorov-Smirnov – test for goodness of fit, Mann – Whitney U test and Kruskal Wallis test.

UNIT V CORRELATION AND REGRESSION

9

Correlation –Rank Correlation – Regression – Estimation of Regression line – Method of Least Squares – Standard Error of estimate.

TOTAL:45 PERIODS

COURSE OUTCOMES:

- To facilitate objective solutions in business decision making.
- To understand and solve business problems
- To apply statistical techniques to data sets, and correctly interpret the results.
- To develop skill-set that is in demand in both the research and business environments
- To enable the students to apply the statistical techniques in a work setting.

REFERENCES:

1. Richard I. Levin, David S. Rubin, Masood H.Siddiqui, Sanjay Rastogi, Statistics for Management, Pearson Education, 8th Edition, 2017.
2. Prem. S. Mann, Introductory Statistics, Wiley Publications, 9th Edition, 2015.
3. T N Srivastava and Shailaja Rego, Statistics for Management, Tata McGraw Hill, 3rd Edition 2017.
4. Ken Black, Applied Business Statistics, 7th Edition, Wiley India Edition, 2012.
5. David R. Anderson, Dennis J. Sweeney, Thomas A.Williams, Jeffrey D.Camm, James J.Cochran, Statistics for business and economics, 13th edition, Thomson (South – Western) Asia, Singapore, 2016.
6. N. D. Vohra, Business Statistics, Tata McGraw Hill, 2017.

COURSE OBJECTIVES :

- To know how to derive meaning from huge volume of data and information.
- To understand how knowledge discovering process is used in business decision making.

UNIT I INTRODUCTION

9

Data mining, Text mining, Web mining, Data ware house.

UNIT II DATA MINING PROCESS

9

Datamining process – KDD, CRISP-DM, SEMMA
Prediction performance measures**UNIT III PREDICTION TECHNIQUES**

9

Data visualization, Time series – ARIMA, Winter Holts,

UNIT IV CLASSIFICATION AND CLUSTERING TECHNIQUES

9

Classification, Association, Clustering.

UNIT V MACHINE LEARNING AND AI

9

Genetic algorithms, Neural network, Fuzzy logic, Ant Colony optimization, Particle Swarm optimization

TOTAL: 45 PERIODS**COURSE OUTCOMES:****CO1:**Learn to apply various data mining techniques into various areas of different domains.**CO2:**Be able to interact competently on the topic of data mining for business intelligence.**CO3:**Apply various prediction techniques.**CO4:**Learn about supervised and unsupervised learning technique.**CO5:**Develop and implement machine learning algorithms**REFERENCES :**

1. Jaiwei Ham and Micheline Kamber, Data Mining concepts and techniques, Kauffmann Publishers 2006
2. Efraim Turban, Ramesh Sharda, Jay E. Aronson and David King, Business Intelligence, Prentice Hall, 2008.
3. W.H.Inmon, Building the Data Warehouse, fourth edition Wiley India pvt. Ltd. 2005.
4. Ralph Kimball and Richard Merz, The data warehouse toolkit, John Wiley, 3rd edition, 2013.
5. Michel Berry and Gordon Linoff, Mastering Data mining, John Wiley and Sons Inc, 2nd Edition, 2011
6. Michel Berry and Gordon Linoff, Data mining techniques for Marketing, Sales and Customer support, John Wiley, 2011
7. G. K. Gupta, Introduction to Data mining with Case Studies, Prentice hall of India, 2011
8. Giudici, Applied Data mining – Statistical Methods for Business and Industry, John Wiley. 2009
9. Elizabeth Vitt, Michael Luckevich Stacia Misner, Business Intelligence, Microsoft, 2011
10. Michalewicz Z., Schmidt M. Michalewicz M and Chiriach C, Adaptive Business Intelligence, Springer – Verlag, 2007
11. Galit Shmueli, Nitin R. Patel and Peter C. Bruce, Data Mining for Business Intelligence – Concepts, Techniques and Applications Wiley, India, 2010.

COURSE OBJECTIVE:

- To develop the ability of the learners to define and implement HR metrics that are aligned with the overall business strategy.
- To know the different types of HR metrics and understand their respective impact and application.
- To understand the impact and use of HR metrics and their connection with HR analytics.
- To understand common workforce issues and resolving them using people analytics.

UNIT I - INTRODUCTION TO HR ANALYTICS 9

People Analytics - stages of maturity - Human Capital in the Value Chain : impact on business – HR metrics and KPIs.

UNIT II - HR ANALYTICS I: RECRUITMENT 9

Recruitment Metrics : Fill-up ratio - Time to hire - Cost per hire - Early turnover - Employee referral hires - Agency hires - Lateral hires - Fulfillment ratio- Quality of hire.

UNIT III - HR ANALYTICS - TRAINING AND DEVELOPMENT 9

Training & Development Metrics : Percentage of employees trained- Internally and externally trained -Training hours and cost per employee - ROI.

UNIT IV - HR ANALYTICS EMPLOYEE ENGAGEMENT AND CAREER PROGRESSION 9

Employee Engagement Metrics :Talent Retention index - Voluntary and involuntary turnover-grades, performance, and service tenure - Internal hired index Career Progression Metrics: Promotion index - Rotation index - Career path index.

UNIT V - HR ANALYTICS IV: WORKFORCE DIVERSITY AND DEVELOPMENT 9

Workforce Diversity and Development Metrics : Employees per manager – Workforce age profiling - Workforce service profiling - Churnover index - Workforce diversity index - Gender mix

TOTAL: 45 PERIODS**COURSE OUTCOME:**

- The learners will be conversant about HR metrics and ready to apply at work settings.
- The learners will be able to resolve HR issues using people analytics.

REFERENCES:

1. JacFitzenz , The New HR Analytics, AMACOM , 2010.
2. Edwards M. R., & Edwards K, Predictive HR Analytics: Mastering the HR Metric.London: Kogan Page.2016.
3. Human Resources kit for Dummies – 3 rd edition – Max Messmer, 2003
4. Dipak Kumar Bhattacharyya, HR Analytics ,Understanding Theories and Applications, SAGE Publications India ,2017.
5. Sesil, J. C. , Applying advanced analytics to HR management decisions: Methods fo selection, developing incentives, and improving collaboration. Upper Saddle River,New Jersey: Pearson Education,2014.

6. Pease, G., & Beresford, B, Developing Human Capital: Using Analytics to Plan and Optimize Your Learning and Development Investments. Wiley ,2014.
7. Phillips, J., & Phillips, P.P, Making Human Capital Analytics Work: Measuring the ROI of Human Capital Processes and OUTCOME. McGraw-Hill,2014.
8. HR Scorecard and Metrics, HBR, 2001.

CMG352

MARKETING AND SOCIAL MEDIA WEB ANALYTICS

L T P C

3 0 0 3

COURSE OBJECTIVE:

- To showcase the opportunities that exist today to leverage the power of the web and social media

UNIT I - MARKETING ANALYTICS

9

Marketing Budget and Marketing Performance Measure, Marketing - Geographical Mapping, Data Exploration, Market Basket Analysis

UNIT II - COMMUNITY BUILDING AND MANAGEMENT

9

History and Evolution of Social Media-Understanding Science of Social Media –Goals for using Social Media- Social Media Audience and Influencers - Digital PR- Promoting Social Media Pages-Linking Social Media Accounts-The Viral Impact of Social Media.

UNIT III - SOCIAL MEDIA POLICIES AND MEASUREMENTS

9

Social Media Policies-Etiquette, Privacy- ethical problems posed by emerging social media technologies - The Basics of Tracking Social Media.

UNIT IV - WEB ANALYTICS

9

Data Collection, Overview of Qualitative Analysis, Business Analysis, KPI and Planning, Critical Components of a Successful Web Analytics Strategy, Proposals & Reports, Web Data Analysis.

UNIT V - SEARCH ANALYTICS

9

Search engine optimization (SEO), user engagement, user-generated content, web traffic analysis, online security, online ethics, data visualization.

TOTAL: 45 PERIODS

COURSE OUTCOME:

- The Learners will understand social media, web and social media analytics and their potential impact.

REFERENCES:

1. K. M. Shrivastava, Social Media in Business and Governance, Sterling Publishers Private Limited, 2013
2. Christian Fuchs, Social Media a critical introduction, SAGE Publications Ltd, 2014
3. Bittu Kumar, Social Networking, V & S Publishers, 2013
4. Avinash Kaushik, Web Analytics - An Hour a Day, Wiley Publishing, 2007
5. Ric T. Peterson, Web Analytics Demystified, Celilo Group Media and CafePress 2004
6. Takeshi Moriguchi, Web Analytics Consultant Official Textbook, 7th Edition, 2016

COURSE OBJECTIVE:

- To treat the subject in depth by emphasizing on the advanced quantitative models and methods in operations and supply chain management and its practical aspects and the latest developments in the field.

UNIT I - INTRODUCTION

9

Descriptive, predictive and prescriptive analytics, Data Driven Supply Chains – Basics, transforming supply chains.

UNIT II - WAREHOUSING DECISIONS

9

P-Median Methods - Guided LP Approach, Greedy Drop Heuristics, Dynamic Location Models, Space Determination and Layout Methods.

UNIT III - INVENTORY MANAGEMENT

9

Dynamic Lot sizing Methods, Multi-Echelon Inventory models, Aggregate Inventory system and LIMIT, Risk Analysis in Supply Chain, Risk pooling strategies.

UNIT IV - TRANSPORTATION NETWORK MODELS

9

Minimal Spanning Tree, Shortest Path Algorithms, Maximal Flow Problems, Transportation Problems, Set covering and Set Partitioning Problems, Travelling Salesman Problem, Scheduling Algorithms.

UNIT V - MCDM MODELS

9

Analytic Hierarchy Process(AHP), Data Envelopment Analysis (DEA), Fuzzy Logic and Techniques, the analytical network process (ANP), TOPSIS.

TOTAL: 45 PERIODS**COURSE OUTCOME:**

- To enable quantitative solutions in business decision making under conditions of certainty, risk and uncertainty.

REFERENCES:

1. Nada R. Sanders, Big data driven supply chain management: A framework for implementing analytics and turning information into intelligence, Pearson Education, 2014.
2. Michael Watson, Sara Lewis, Peter Cacioppi, Jay Jayaraman, Supply Chain Network Design: Applying Optimization and Analytics to the Global Supply Chain, Pearson Education, 2013.
3. Anna Nagurney, Min Yu, Amir H. Masoumi, Ladimer S. Nagurney, Networks Against Time: Supply Chain Analytics for Perishable Products, Springer, 2013.
4. Muthu Mathirajan, Chandrasekharan Rajendran, Sowmyanarayanan Sadagopan, Arunachalam Ravindran, Parasuram Balasubramanian, Analytics in Operations/Supply Chain Management , I.K. International Publishing House Pvt. Ltd., 2016.
5. Gerhard J. Plenert, Supply Chain Optimization through Segmentation and Analytics, CRC Press, Taylor & Francis Group, 2014.

COURSE OBJECTIVE:

- This course introduces a core set of modern analytical tools that specifically target finance applications.

UNIT I - CORPORATE FINANCE ANALYSIS**9**

Basic corporate financial predictive modelling- Project analysis- cash flow analysis- cost of capital, Financial Break even modelling, Capital Budget model-Payback, NPV, IRR.

UNIT II - FINANCIAL MARKET ANALYSIS**9**

Estimation and prediction of risk and return (bond investment and stock investment) –Time series-examining nature of data, Value at risk, ARMA, ARCH and GARCH.

UNIT III - PORTFOLIO ANALYSIS**9**

Portfolio Analysis – capital asset pricing model, Sharpe ratio, Option pricing models- binomial model for options, Black Scholes model and Option implied volatility.

UNIT IV - TECHNICAL ANALYSIS**9**

Prediction using charts and fundamentals – RSI, ROC, MACD, moving average and candle charts, simulating trading strategies. Prediction of share prices.

UNIT V - CREDIT RISK ANALYSIS**9**

Credit Risk analysis- Data processing, Decision trees, logistic regression and evaluating credit risk model.

TOTAL: 45 PERIODS**COURSE OUTCOME**

- The learners should be able to perform financial analysis for decision making using excel, Python and R.

REFERENCES:

1. Financial analytics with R by Mark J. Bennett, Dirk L. Hugen, Cambridge university press.
2. Haskell Financial Data Modeling and Predictive Analytics Paperback – Import, 25 Oct 2013 by Pavel Ryzhov.
3. Quantitative Financial Analytics: The Path To Investment Profits Paperback – Import, 11 Sep 2017 by Edward E Williams (Author), John A Dobelman.
4. Python for Finance - Paperback – Import, 30 Jun 2017 by Yuxing Yan (Author).
5. Mastering Python for Finance Paperback – Import, 29 Apr 2015 by James Ma Weiming.

VERTICAL 5: ENVIRONMENT AND SUSTAINABILITY

CES331 SUSTAINABLE INFRASTRUCTURE DEVELOPMENT

**L T P C
3 0 0 3**

COURSE OBJECTIVE:

- To impart knowledge about sustainable Infrastructure development goals, practices and to understand the concepts of sustainable planning, design, construction, maintenance and decommissioning of infrastructure projects.

UNIT I SUSTAINABLE DEVELOPMENT GOALS

9

Definitions, principles and history of Sustainable Development - Sustainable development goals (SDG): global and Indian – Infrastructure Demand and Supply - Environment and Development linkages - societal and cultural demands – Sustainability indicators - Performance indicators of sustainability and Assessment mechanism - Policy frameworks and practices: global and Indian – Infrastructure Project finance – Infrastructure project life cycle - Constraints and barriers for sustainable development - future directions.

UNIT II SUSTAINABLE INFRASTRUCTURE PLANNING

9

Overview of Infrastructure projects: Housing sector, Power sector, Water supply, road, rail and port transportation sector, rural and urban infrastructure. Environmental Impact Assessment (EIA), Land acquisition -Legal aspects, Resettlement & Rehabilitation and Development - Cost effectiveness Analysis - Risk Management Framework for Infrastructure Projects, Economic, demand, political, socio-environmental and cultural risks. Shaping the Planning Phase of Infrastructure Projects to mitigate risks, Designing Sustainable Contracts, Negotiating with multiple Stakeholders on Infrastructure Projects. Use of ICT tools in planning – Integrated planning - Clash detection in construction - BIM (Building Information Modelling).

UNIT III SUSTAINABLE CONSTRUCTION PRACTICES AND TECHNIQUES

9

Sustainability through lean construction approach - Enabling lean through information technology – Lean in planning and design - IPD (Integrated Project Delivery) - Location Based Management System - Geospatial Technologies for machine control, site management, precision control and real time progress monitoring - Role of logistics in achieving sustainable construction – Data management for integrated supply chains in construction - Resource efficiency benefits of effective logistics - Sustainability in geotechnical practice – Design considerations, Design Parameters and Procedures – Quality control and Assurance - Use of sustainable construction techniques: Precast concrete technology, Pre-engineered buildings.

UNIT IV SUSTAINABLE CONSTRUCTION MATERIALS

9

Construction materials: Concrete, steel, glass, aluminium, timber and FRP - No/Low cement concrete - Recycled and manufactured aggregate - Role of QC and durability - Sustainable consumption – Eco-efficiency - green consumerism - product stewardship and green engineering - Extended producer responsibility – Design for Environment Strategies, Practices, Guidelines, Methods, And Tools. Eco-design strategies –Design for Disassembly - Dematerialization, rematerialization, transmaterialization – Green procurement and green distribution - Analysis framework for reuse and recycling – Typical constraints on reuse and recycling - Communication of Life Cycle Information - Indian Eco mark scheme - Environmental product declarations – Environmental marketing- Life cycle Analysis (LCA), Advances in LCA: Hybrid LCA, Thermodynamic LCA - Extending LCA - economic dimension, social dimension - Life cycle costing (LCC) - Combining LCA and LCC – Case studies

UNIT V SUSTAINABLE MAINTENANCE OF INFRASTRUCTURE PROJECTS

9

Case Studies - Sustainable projects in developed countries and developing nations - An Integrated Framework for Successful Infrastructure Planning and Management - Information Technology and Systems for Successful Infrastructure Management, - Structural Health Monitoring for Infrastructure projects - Innovative Design and Maintenance of Infrastructure Facilities - Capacity Building and Improving the Governments Role in Infrastructure Implementation, Infrastructure Management Systems and Future Directions. – Use of Emerging Technologies – IoT, Big Data Analytics and Cloud Computing, Artificial Intelligences, Machine and Deep Learning, Fifth Generation (5G) Network services for maintenance .

TOTAL: 45 PERIODS

COURSE OUTCOME:

On completion of the course, the student is expected to be able to

CO1 Understand the environment sustainability goals at global and Indian scenario.

CO2 Understand risks in development of projects and suggest mitigation measures.

CO3 Apply lean techniques, LBMS and new construction techniques to achieve sustainability in infrastructure construction projects.

CO4 Explain Life Cycle Analysis and life cycle cost of construction materials.

CO5 Explain the new technologies for maintenance of infrastructure projects.

REFERENCES:

1. Charles J Kibert, Sustainable Construction : Green Building Design & Delivery, 4th Edition , Wiley Publishers 2016.
2. Steve Goodhew, Sustainable Construction Process, Wiley Blackwell,UK, 2016.
3. Craig A. Langston & Grace K.C. Ding, Sustainable Practices in the Built Environment, Butterworth Heinemann Publishers, 2011.
4. William P Spence, Construction Materials, Methods & Techniques (3e), Yesdee Publication Pvt. Ltd, 2016.
5. New Building Materials and Construction World magazine
6. Kerry Turner. R, "Sustainable Environmental Management", Principles and Practice Publisher:Belhaven Press,ISBN:1852930039.
7. Munier N, "Introduction to Sustainability", Springer2005
8. Sharma, "Sustainable Smart Cities In India: Challenges And Future Perspectives", SPRINGER, 2022.
9. Ralph Horne, Tim Grant, KarliVerghese, Life Cycle Assessment: Principles, Practice and Prospects, Csiro Publishing,2009
10. European Commission - Joint Research Centre - Institute for Environment and Sustainability: International Reference Life Cycle Data System (ILCD) Handbook - General guide for Life Cycle Assessment - Detailed guidance. Luxembourg. European Union;2010
11. Hudson, Haas, Uddin, Infrastructure management: integrating design, construction, maintenance, rehabilitation, and renovation, McGraw Hill, (1997).
12. GregerLundesjö, Supply Chain Management and Logistics in Construction: Delivering Tomorrow's Built Environment, Kogan Page Publishers, 2015.

CO's- PO's & PSO's MAPPING

CO's	PO's												PSO's		
	1	2	3	4	5	6	7	8	9	10	11	12	1	2	3
1	2		1	1		2	3	1	1		2	1	1	2	1
2	3	1	3	2	1	2	2		1	1	1	2	2	2	2
3	2	2	3	1	1	1	1				1	1	1	3	1
4	3	1	3	2	2	1	3	1	1	1	1	2	2	2	2
5	3	1	2	2	2	2	3	1		1	1	2	2	3	2
Avg.	3	1	3	2	2	2	3	1	1	1	1	2	2	3	2

1 - low, 2 - medium, 3 - high, '-' - no correlation

**CES332 SUSTAINABLE AGRICULTURE AND ENVIRONMENTAL MANAGEMENT L T P C
3 0 0 3**

COURSE OBJECTIVES:

- To educate the students about the issues of sustainability in agroecosystems, introduce the concepts and principles of agroecology as applied to the design and management of sustainable agricultural systems for a changing world.

UNIT I AGROECOLOGY, AGROECOSYSTEM AND SUSTAINABLE AGRICULTURE CONCEPTS 9

Ecosystem definition - Biotic Vs. abiotic factors in an ecosystem - Ecosystem processes - Ecological services and agriculture - Problems associated with industrial agriculture/food systems - Defining sustainability - Characteristics of sustainable agriculture - Difference between regenerative and sustainable agriculture systems

UNIT II SOIL HEALTH, NUTRIENT AND PEST MANAGEMENT 9

Soil health definition - Factors to consider (physical, chemical and biological) - Composition of healthy soils - Soil erosion and possible control measures - Techniques to build healthy soil - Management practices for improving soil nutrient - Ecologically sustainable strategies for pest and disease control

UNIT III WATER MANAGEMENT 9

Soil water storage and availability - Plant yield response to water - Reducing evaporation in agriculture - Earthworks and tanks for rainwater harvesting - Options for improving the productivity of water - Localized irrigation - Irrigation scheduling - Fertigation - Advanced irrigation systems and agricultural practices for sustainable water use

UNIT IV ENERGY AND WASTE MANAGEMENT 9

Types and sources of agricultural wastes - Composition of agricultural wastes - Sustainable technologies for the management of agricultural wastes - Useful and high value materials produced using different processes from agricultural wastes - Renewable energy for sustainable agriculture

UNIT V EVALUATING SUSTAINABILITY IN AGROECOSYSTEMS**9**

Indicators of sustainability in agriculture - On-farm evaluation of agroecosystem sustainability - Alternative agriculture approaches/ farming techniques for sustainable food production - Goals and components of a community food system - Case studies

TOTAL: 45 PERIODS**COURSE OUTCOME**

- On completion of the course, the student is expected to be able to

CO1 Have an in-depth knowledge about the concepts, principles and advantages of sustainable agriculture

CO2 Discuss the sustainable ways in managing soil health, nutrients, pests and diseases

CO3 Suggest the ways to optimize the use of water in agriculture to promote an ecological use of resources

CO4 Develop energy and waste management plans for promoting sustainable agriculture in non-sustainable farming areas

CO5 Assess an ecosystem for its level of sustainability and prescribe ways of converting to a sustainable system through the redesign of a conventional agroecosystem

REFERENCES:

- Approaches to Sustainable Agriculture – Exploring the Pathways Towards the Future of Farming, Oberc, B.P. & Arroyo Schnell, A., IUCN, Belgium, 2020
- Natural bioactive products in sustainable agriculture, Singh, J. & Yadav, A.N., Springer, 2020
- Organic Farming for Sustainable Agriculture, Nandwani, D., Springer, 2016
- Principles of Agronomy for Sustainable Agriculture, Villalobos, F.J. & Fereres, E., Springer, 2016
- Sustainable Agriculture for Food Security: A Global Perspective, Balkrishna, A., CRC Press, 2021
- Sustainable Energy Solutions in Agriculture, Bundschuh, J. & Chen, G., CRC Press, 2014

CO's-PO's & PSO's MAPPING- SUSTAINABLE AGRICULTURE PRACTICES

CO's	PO's												PSO's		
	1	2	3	4	5	6	7	8	9	10	11	12	1	2	3
1		2						2		2			2	2	
2		2		2	2	2							3	2	
3				2		2							3	2	3
4	3	2			2			2	2	2	2		3	2	3
5		2	3	2			1					1		2	
Avg.	3	2	3	2	2	2	1	2	2	2	2	1	3	2	3

1 – Low; 2 – Medium; 3 – High; ‘-’ – No correlation

CES333**SUSTAINABLE BIOMATERIALS****L T P C
3 0 0 3****COURSE OBJECTIVES**

- To Impart knowledge of biomaterials and their properties
- To learn about Fundamentals aspects of Biopolymers and their applications
- To learn about bioceramics and biopolymers
- To introduce the students about metals as biomaterials and their usage as implants
- To make the students understand the significance of bionanomaterials and its applications.

UNIT-I INTRODUCTION TO BIOMATERIALS 9

Introduction: Definition of biomaterials, requirements & classification of biomaterials- Types of Biomaterials- Degradable and resorbable biomaterials- engineered natural materials- Biocompatibility-Hydrogels-pyrolitic carbon for long term medical implants-textured and porous materials-Bonding types- crystal structure-imperfection in crystalline structure-surface properties and adhesion of materials –strength of biological tissues-performance of implants-tissue response to implants- Impact and Future of Biomaterials

UNIT-II BIO POLYMERS 9

Molecular structure of polymers -Molecular weight - Types of polymerization techniques–Types of polymerization reactions- Physical states of polymers- Common polymeric biomaterials - Polyethylene -Polymethylmethacrylate (PMMA)-Polylactic acid (PLA) and polyglycolic acid (PGA) - Polycaprolactone (PCL) - Other biodegradable polymers –Polyurethan- reactions polymers for medical purposes - Collagens- Elastin- Cellulose and derivatives-Synthetic polymeric membranes and their biological applications

UNIT-III BIO CERAMICS AND BIOCOSITES 9

General properties- Bio ceramics -Silicate glass - Alumina (Al₂O₃) -Zirconia (ZrO₂)-Carbon-Calcium phosphates (CaP)- Resorbable Ceramics- surface reactive ceramics- Biomedical Composites-Polymer Matrix Composite(PMC)-Ceramic Matrix Composite(CMC)-Metal Matrix Composite (MMC)–glass ceramics - Orthopedic implants-Tissue engineering scaffolds

UNIT-IV METALS AS BIOMATERIALS 9

Biomedical metals-types and properties-stainless steel-Cobalt chromium alloys-Titanium alloys-Tantalum-Nickel titanium alloy (Nitinol)- magnesium-based biodegradable alloys-surface properties of metal implants for osteointegration-medical application-corrosion of metallic implants – biological tolerance of implant metals

UNIT-V NANOBIMATERIALS 9

Meatllcnanobiomaterials–Nanopolymers-Nanoceramics- Nanocomposites -Carbon based nanobiomaterials - transport of nanoparticles- release rate-positive and negative effect of nanosize-nanofibres-Nano and micro features and their importance in implant performance- Nanosurface and coats-Applications nanoantibiotics-Nanomedicines- Biochips – Biomimetics- BioNEMs -Biosensor-Bioimaging/Molecular Imaging- challenges and future perspective.

TOTAL : 45 PERIODS

COURSE OUTCOMES

CO1:Students will gain familiarity with Biomaterials and they will understand their importance.

CO2:Students will get an overview of different biopolymers and their properties

CO3:Students gain knowledge on some of the important Bioceramics and Biocomposite materials

CO4:Students gain knowledge on metals as biomaterials

CO5:Student gains knowledge on the importance of nanobiomaterials in biomedical applications.

REFERENCES

1. C. Mauli Agrawal, Joo L. Ong, Mark R. Appleford, Gopinath Mani “Introduction to Biomaterials Basic Theory with Engineering Applications” Cambridge University Press, 2014.
2. Donglu shi “Introduction to Biomaterials” Tsinghua University press, 2006.
3. Joon Park, R.S.Lakes “Biomaterials An Introduction” third edition, Springer 2007.
4. M.Jaffe,W.Hammond, P.Tolias and T.Arinzeh “Characterization of Biomaterials” Wood head publishing, 2013.

5. Buddy D.Ratner and Allan S.Hoffman Biomaterials Science “An Introduction to Material in Medicine” Third Edition, 2013.
6. VasifHasirci, NesrinHasirci “Fundamentals of Biomaterials” Springer, 2018
7. Leopoldo Javier Rios Gonzalez. “Handbook of Research on Bioenergy and Biomaterials: Consolidated and green process” Apple academic press, 2021.
8. Devarajan Thangadurai, Jeyabalan Sangeetha, Ram Prasad “Functional Bionanomaterials” springer, 2020.
9. Sujata.V.Bhat Biomaterials; Narosa Publishing house, 2002.

CES334

MATERIALS FOR ENERGY SUSTAINABILITY

**L T P C
3 0 0 3**

COURSE OBJECTIVES

- To familiarize the students about the challenges and demands of energy sustainability
- To provide fundamental knowledge about electrochemical devices and the materials used.
- To introduce the students to various types of fuel cell
- To enable students to appreciate novel materials and their usage in photovoltaic application
- To introduce students to the basic principles of various types Supercapacitors and the materials used.

UNIT-I SUSTAINABLE ENERGY SOURCES

9

Introduction to energy demand and challenges ahead – sustainable source of energy (wind, solar etc.) – electrochemical energy systems for energy harvesting and storage – materials for sustainable electrochemical systems building – India centric solutions based on locally available materials – Economics of wind and solar power generators vs. conventional coal plants – Nuclear energy

UNIT-II ELECTROCHEMICAL DEVICES

9

Electrochemical Energy – Difference between primary and secondary batteries – Secondary battery (Li-ion battery, Sodium-ion battery, Li-S battery, Li-O₂ battery, Nickel Cadmium, Nickel Metal Hydride) – Primary battery (Alkaline battery, Zinc-Carbon battery) – Materials for battery (Anode materials – Lithiated graphite, Sodiated hard carbon, Silicon doped graphene, Lithium Titanate) (Cathode Materials – S, LiCoO₂, LiFePO₄, LiMn₂O₄) – Electrolytes for Lithium-ion battery (ethylene carbonate and propylene carbonate based)

UNIT-III FUEL CELLS

9

Principle of operation of fuel cells – types of fuel cells (Proton exchange membrane fuel cells, alkaline fuel cell, direct methanol fuel cells, direct borohydride fuel cells, phosphoric acid fuel cells, solid oxide fuel cells, and molten carbonate fuel cells) – Thermodynamics of fuel cell – Fuel utilization – electrolyte membrane (proton conducting and anion conducting) – Catalysts (Platinum, Platinum alloys, carbon supported platinum systems and metal oxide supported platinum catalysts) – Anatomy of fuel cells (gas diffusion layer, catalyst layer, flow field plate, current conductors, bipolar plates and monopolar plates).

UNIT-IV PHOTOVOLTAICS

9

Physics of the solar cell – Theoretical limits of photovoltaic conversion – bulk crystal growth of Si and wafering for photovoltaic application - Crystalline silicon solar cells – thin film silicon solar cells – multijunction solar cells – amorphous silicon based solar cells – photovoltaic concentrators –

Cu(InGa)Se₂ solar cells – Cadmium Telluride solar cells – dye sensitized solar cells – Perovskite solar cells – Measurement and characterization of solar cells - Materials used in solar cells (metallic oxides, CNT films, graphene, OD fullerenes, single-multi walled carbon nanotubes, two-dimensional Graphene, organic or Small molecule-based solar cells materials - copper-phthalocyanine and perylenetetracarboxylicbis - benzene – fullerenes - boron subphthalocyanine-tin (II) phthalocyanine)

UNIT-V SUPERCAPACITORS

9

Supercapacitor –types of supercapacitors (electrostatic double-layer capacitors, pseudo capacitors and hybrid capacitors) - design of supercapacitor-three and two electrode cell-parameters of supercapacitor- Faradaic and non - Faradaic capacitance – electrode materials (transition metal oxides (MO), mixed metal oxides, conducting polymers (CP), Mxenes, nanocarbons, non-noble metal, chalcogenides, hydroxides and 1D-3D metal-organic frame work (MOF), activated carbon fibres (ACF)- Hydroxides-Based Materials - Polyaniline (PANI), a ternary hybrid composite-conductive polypyrrole hydrogels – Different types of nanocomposites for the SC electrodes (carbon–carbon composites, carbon-MOs composites, carbon-CPs composites and MOs-CPs composites) - Two-Dimensional (2D) Electrode Materials - 2D transition metal carbides, carbonitrides, and nitrides.

TOTAL : 45 PERIODS

COURSE OUTCOMES

CO1:Students will acquire knowledge about energy sustainability.

CO2:Students understand the principles of different electrochemical devices.

CO3:Students learn about the working of fuel cells and their application.

CO4:Students will learn about various Photovoltaic applications and the materials used.

CO5:The students gain knowledge on different types of supercapacitors and the performance of various materials

REFERENCES

1. Functional materials for sustainable energy applications; John A. Kilner, Stephen J. Skinner, Stuart J. C. Irvine and Peter P. Edwards.
2. Hand Book of Fuel Cells: Fuel Cell Technology and Applications, Wolf Vielstich, Arnold Lamm, Hubert Andreas Gasteiger, Harumi Yokokawa, Wiley, London 2003.
3. B.E. Conway, Electrochemical supercapacitors: scientific fundamentals and technological applications, Kluwer Academic / Plenum publishers, New York, 1999.
4. T.R. Crompton, Batteries reference book, Newners, 3rd Edition, 2002.
5. Materials for Supercapacitor applications; B.Viswanathan. M.Aulice Scibioh
6. Electrode Materials for Supercapacitors: A Review of Recent Advances, Parnia Forouzandeh, Vignesh Kumaravel and Suresh C. Pillai, catalyts 2020.
7. Recent advances, practical challenges, and perspectives of intermediate temperature solid oxide fuel cell cathodes Amanda Ndubuisi, Sara Abouali, Kalpana Singh and VenkataramanThangadurai, J. Mater. Chem. A, 2022.
8. Review of next generation photovoltaic solar cell technology and comparative materialistic development Neeraj Kant, Pushpendra Singh, Materials Today: Proceedings, 2022.

COURSE OBJECTIVE:

- To acquire knowledge on green systems and the environment, energy technology and efficiency, and sustainability.
- To provide green engineering solutions to energy demand, reduced energy footprint.

UNIT I PRINCIPLES OF GREEN CHEMISTRY 9

Historical Perspectives and Basic Concepts. The twelve Principles of Green Chemistry and green engineering. Green chemistry metrics- atom economy, E factor, reaction mass efficiency, and other green chemistry metrics, application of green metrics analysis to synthetic plans.

UNIT II POLLUTION TYPES 9

Pollution – types, causes, effects, and abatement. Waste – sources of waste, different types of waste, chemical, physical and biochemical methods of waste minimization and recycling.

UNIT III GREEN REAGENTS AND GREEN SYNTHESIS 9

Environmentally benign processes- alternate solvents- supercritical solvents, ionic liquids, water as a reaction medium, energy-efficient design of processes- photo, electro and sono chemical methods, microwave-assisted reactions

UNIT IV DESIGNING GREEN PROCESSES 9

Safe design, process intensification, in process monitoring. Safe product and process design – Design for degradation, Real-time Analysis for pollution prevention, inherently safer chemistry for accident prevention

UNIT V GREEN NANOTECHNOLOGY 9

Nanomaterials for water treatment, nanotechnology for renewable energy, nanotechnology for environmental remediation and waste management, nanotechnology products as potential substitutes for harmful chemicals, environmental concerns with nanotechnology

TOTAL: 45 PERIODS**COURSE OUTCOMES**

CO1: To understand the principles of green engineering and technology

CO2: To learn about pollution using hazardous chemicals and solvents

CO3: To modify processes and products to make them green and safe.

CO4: To design processes and products using green technology

CO5 – To understand advanced technology in green synthesis

TEXT BOOKS

1. Green technology and design for the environment, Samir B. Billatos, Nadia A. Basaly, Taylor & Francis, Washington, DC, ©1997
2. Green Chemistry – An introductory text - M. Lancaster, RSC,2016.
3. Green chemistry metrics - Alexi Lapkin and david Constable (Eds) , Wiley publications,2008

REFERENCE BOOKS

1. Environmental chemistry, Stanley E Manahan, Taylor and Francis, 2017

COURSE OBJECTIVES:

- to understand and study the complexity of the environment in relation to pollutants generated due to industrial activity.
- To analyze the quality of the environmental parameters and monitor the same for the purpose of environmental risk assessment.

UNIT I: ENVIRONMENTAL MONITORING AND STANDARDS**9**

Introduction- Environmental Standards- Classification of Environmental Standards- Global Environmental Standards- Environmental Standards in India- Ambient air quality standards- water quality standard- Environmental Monitoring-Need for environmental monitoring- Concepts of environmental monitoring- Techniques of Environmental Monitoring.

UNIT II: MONITORING OF ENVIRONMENTAL PARAMETERS**9**

Current Environmental Issues- Global Environmental monitoring programme-International conventions- Application of Environmental Monitoring- Atmospheric Monitoring - screening parameters – Significance of environmental sampling- sampling methods – water sampling - sampling of ambient air-sampling of flue gas.

UNIT III: ANALYTICAL METHODS FOR ENVIRONMENTAL MONITORING**9**

Classification of Instrumental Method- Analysis of Organic Pollutants by Spectrophotometric methods -Determination of nitrogen, phosphorus and, chemical oxygen demand (COD) in sewage; Biochemical oxygen demand (BOD)- Sampling techniques for air pollution measurements; analysis of particulates and air pollutants like oxides of nitrogen, oxides of sulfur, carbon monoxide, hydrocarbon; Introduction to advanced instruments for environmental analysis

UNIT IV : ENVIRONMENTAL MONITORING PROGRAMME (EMP) & RISKASSESSMENT**9**

Water quality monitoring programme- national water quality monitoring- Parameters for National Water Quality Monitoring- monitoring protocol; Process of risk assessment- hazard identification- exposure assessment- dose-response assessment; risk characterization.

UNIT V: AUTOMATED DATA ACQUISITION AND PROCESSING**9**

Data Acquisition for Process Monitoring and Control - The Data Acquisition System - Online Data Acquisition, Monitoring, and Control - Implementation of a Data Management System - Review of Observational Networks -Sensors and transducers- classification of transducers- data acquisition system- types of data acquisition systems- data management and quality control; regulatory overview.

TOTAL: 45 PERIODS**COURSE OUTCOMES**

After completion of this course, the students will know

CO1	Basic concepts of environmental standards and monitoring.
CO2	the ambient air quality and water quality standards;
CO3	the various instrumental methods and their principles for environmental monitoring
CO4	The significance of environmental standards in monitoring quality and sustainability of the environment.

CO5	the various ways of raising environmental awareness among the people.
CO6	Know the standard research methods that are used worldwide for monitoring the environment.

TEXTBOOKS

1. Environmental monitoring Handbook, Frank R. Burden, © 2002 by The McGraw-Hill Companies, Inc.
2. Handbook of environmental analysis: chemical pollutants in the air, water, soil, and soil wastes / Pradyot Patnaik, © 1997 by CRC Press, Inc

REFERENCES

1. Environmental monitoring / edited by G. Bruce Wiersma, © 2004 by CRC Press LLC.
2. H. H. Willard, L. L. Merit, J. A. Dean and F. A. Settle, Instrumental Methods of Analysis, CBP Publishers and Distributors, New Delhi, 1988.
3. Heaslip, G. (1975) Environmental Data Handling. John Wiley & Sons. New York.

CO's-PO's & PSO's MAPPING

Course Outcomes	Program Outcomes														
	PO 1	PO 2	PO 3	PO 4	PO 5	PO 6	PO 7	PO 8	PO 9	PO 10	PO 11	PO 12	PS O1	PS O2	PS O3
CO1	1	1	1	-	-	-	-	-	-	-	-	-	3	-	-
CO2	1	1	1	1	1	-	-	-	1	-	2	2	2	1	1
CO3	1	1	2	1	1	-	-	-	2	-	1	1	1	-	-
CO4	1	2	3	3	1	-	-	-	2	-	3	3	1	-	-
CO5	1	1	3	2	1	-	-	-	3	-	3	1	2	-	-
CO6	3	2	3	3	2	-	-	-	3	-	3	3	3	1	1
Over all	3	2	3	3	2	-	-	-	3	-	3	3	3	1	1

1 - low, 2 - medium, 3 - high, '-' - no correlation

CES337 INTEGRATED ENERGY PLANNING FOR SUSTAINABLE DEVELOPMENT

L T P C
3 0 0 3

COURSE OBJECTIVES:

- To create awareness on the energy scenario of India with respect to world
- To understand the fundamentals of energy sources, energy efficiency and resulting environmental implications of energy utilisation
- Familiarisation on the concept of sustainable development and its benefits
- Recognize the potential of renewable energy sources and its conversion technologies for attaining sustainable development
- Acquainting with energy policies and energy planning for sustainable development

UNIT I ENERGY SCENARIO

9

Comparison of energy scenario – India and World (energy sources, generation mix, consumption pattern, T&D losses, energy demand, per capita energy consumption) – energy pricing – Energy security

UNIT II ENERGY AND ENVIRONMENT 9

Conventional Energy Sources - Emissions from fuels – Air, Water and Land pollution – Environmental standards - measurement and controls

UNIT III SUSTAINABLE DEVELOPMENT 9

Sustainable Development: Concepts and Stakeholders, Sustainable Development Goal (SDG) - Social development: Poverty, conceptual issues and measures, impact of poverty. Globalization and Economic growth - Economic development: Economic inequalities, Income and growth.

UNIT IV RENEWABLE ENERGY TECHNOLOGY 9

Renewable Energy – Sources and Potential – Technologies for harnessing from Solar, Wind, Hydro, Biomass and Oceans – Principle of operation, relative merits and demerits

UNIT V ENERGY PLANNING FOR SUSTAINABLE DEVELOPMENT 9

National & State Energy Policy - National solar mission - Framework of Central Electricity Authority - National Hydrogen Mission - Energy and climate policy - State Energy Action Plan, RE integration, Road map for ethanol blending, Energy Efficiency and Energy Mix

COURSE OUTCOMES:

Upon completion of this course, the students will be able to

CO1: Understand the world and Indian energy scenario

CO2: Analyse energy projects, its impact on environment and suggest control strategies

CO3: Recognise the need of Sustainable development and its impact on human resource development

CO4: Apply renewable energy technologies for sustainable development

CO5: Fathom Energy policies and planning for sustainable development.

REFERENCES:

1. Energy Manager Training Manual (4Volumes) available at [http://www.em-
ea.org/gbook1.asp](http://www.em-
ea.org/gbook1.asp), a website administered by Bureau of Energy Efficiency (BEE), a statutory body under Ministry of Power, Government of India.2004
2. Robert Ristirer and Jack P. Kraushaar, "Energy and the environment", Willey, 2005.
3. Godfrey Boyle, "Renewable Energy, Power for a Sustainable Future", Oxford University Press, U.K., 2012
4. Twidell, J.W. & Weir A., "Renewable Energy Resources", EFNSpon Ltd., UK, 2015.
5. Dhandapani Alagiri, Energy Security in India Current Scenario, The ICFAI University Press, 2006.
6. M.H. Fulekar, Bhawana Pathak, R K Kale, "Environment and Sustainable Development" Springer, 2016
7. <https://www.niti.gov.in/verticals/energy>

**CES338 ENERGY EFFICIENCY FOR SUSTAINABLE DEVELOPMENT L T P C
3 0 0 3**

COURSE OBJECTIVES:

- To understand the types of energy sources, energy efficiency and environmental implications of energy utilisation
- To create awareness on energy audit and its impacts
- To acquaint the techniques adopted for performance evaluation of thermal utilities

- To familiarise on the procedures adopted for performance evaluation of electrical utilities
- To learn the concept of sustainable development and the implication of energy usage

UNIT I ENERGY AND ENVIRONMENT 9

Primary energy sources - Coal, Oil, Gas – India Vs World with respect to energy production and consumption, Climate Change, Global Warming, Ozone Depletion, UNFCCC, COP

UNIT II ENERGY AUDITING 9

Need and types of energy audit. Energy management (audit) approach-understanding energy costs, bench marking, energy performance, matching energy use to requirement, maximizing system efficiencies, optimizing the input energy requirements, fuel & energy substitution, energy audit instruments

UNIT III ENERGY EFFICIENCY IN THERMAL UTILITIES 9

Energy conservation avenues in steam generation and utilisation, furnaces, Thermic Fluid Heaters. Insulation and Refractories - Commercial waste heat recovery devices: recuperator, regenerator, heat pipe, heat exchangers (Plate, Shell & Tube), heat pumps, and thermocompression

UNIT IV ENERGY CONSERVATION IN ELECTRICAL UTILITIES 9

Demand side management - Power factor improvement – Energy efficient transformers - Energy conservation avenues in Motors, HVAC, fans, blowers, pumps, air compressors, illumination systems and cooling towers

UNIT V SUSTAINABLE DEVELOPMENT 9

Sustainable Development: Concepts and Stakeholders, Sustainable Development Goal (SDG). Globalization and Economic growth. Economic development: Economic inequalities, Income and growth. Social development: Poverty, conceptual issues and measures, impact of poverty,

TOTAL : 45 PERIODS

COURSE OUTCOMES:

Upon completion of this course, the students will be able to

- CO1:** Understand the prevailing energy scenario
- CO2:** Familiarise on energy audits and its relevance
- CO3:** Apply the concept of energy audit on thermal utilities
- CO4:** Employ relevant techniques for energy improvement in electrical utilities
- CO5:** Understand Sustainable development and its impact on human resource development

REFERENCES:

1. Energy Manager Training Manual (4Volumes) available at [http://www.em-
ea.org/gbook1.asp](http://www.em-
ea.org/gbook1.asp), a website administered by Bureau of Energy Efficiency (BEE), a statutory body under Ministry of Power, Government of India.2004
2. Eastop.T.D& Croft D.R, “Energy Efficiency for Engineers and Technologists”, Logman Scientific & Technical, ISBN-0-582-03184, 1990
3. W.R. Murphy and G. McKay “Energy Management” Butterworths, London 1987
4. Pratap Bhattacharyya, “Climate Change and Greenhouse Gas Emission”, New India Publishing Agency- Nipa,2020
5. Matthew John Franchetti , Defne Apul “Carbon Footprint Analysis: Concepts, Methods, Implementation, and Case Studies” CRC Press,2012
6. Robert A. Ristinen, Jack J. Kraushaar, Jeffrey T. Brack, “Energy and the Environment”, 4th Edition,Wiley,2022

7. M.H. Fulekar, Bhawana Pathak, R K Kale, "Environment and Sustainable Development" Springer, 2016
8. Sustainable development in India: Stocktaking in the run up to Rio+20: Report prepared by TERI for MoEF, 2011.

